

# **Common Mental health Disorders**

## **Common Mental health Disorders: identification and pathways to care**

**National Clinical Guideline Number X**

**National Collaborating Centre for Mental Health  
Commissioned by the  
National Institute for Health and Clinical  
Excellence**

# GUIDELINE DEVELOPMENT GROUP MEMBERS

**Professor Tony Kendrick (Chair, Guideline Development Group)**

Professor of Primary Care, Dean, Hull York Medical School, University of Hull

**Professor Stephen Pilling**

Director, National Collaborating Centre for Mental Health; Director, Centre for Outcomes Research and Effectiveness, University College London

**Mr Mike Bessant**

Mental Health Nurse, Regional Mental Health Lead, Bristol

**Ms Mary Burd**

Head of Psychology and Counselling, Tower Hamlets Primary Care Trust

**Dr Alan Cohen**

Director of Primary Care, West London Mental Health Trust; National Primary Care Advisor, Improving Access to Psychological Therapies, Department of Health

**Dr Barbara Compitus**

General Practitioner, Southville

**Ms Lillian Dimas**

Service User and Carer Representative

**Ms Beth Dumonteil**

Project Manager 2009-2010, National Collaborating Centre for Mental Health

**Mr David Ekers**

Nurse Consultant, Primary Care Mental Health, Tees Esk and Wear Valleys NHS Foundation Trust; Honorary Clinical Lecturer, Centre for Mental Health Research, Durham University

**Professor Linda Gask**

Professor of Primary Care Psychiatry, University of Manchester; Honorary Consultant Psychiatrist, Salford Primary Care Trust and Greater Manchester West Mental Health Foundation Trust

**Ms Laura Gibbon**

Project Manager 2010-2011, National Collaborating Centre for Mental Health

**Professor Simon Gilbody**

Professor of Psychological Medicine and Health Services, University of York

**Ms Flora Kaminski**

Research Assistant, National Collaborating Centre for Mental Health

**Dr Dimitra Lambrelli**

Health Economist, National Collaborating Centre for Mental Health

**Mr Terence Lewis**

Service User and Carer Representative

**Mr Francesco Palma**

Service User and Carer Representative

**Dr Matthew Ridd**

General Practitioner, Portishead; Clinical Lecturer, National Institute for Health Research, Bristol

**Ms Caroline Salter**

Research Assistant, National Collaborating Centre for Mental Health

**Ms Christine Sealey**

Centre Manager, National Collaborating Centre for Mental Health

**Ms Melinda Smith**

Research Assistant, National Collaborating Centre for Mental Health

**Professor Roz Shafran**

Professor of Psychology, School of Psychology and Clinical Language Sciences, University of Reading

**Ms Sarah Stockton**

Senior Information Scientist, National Collaborating Centre for Mental Health

**Mr Rupert Suckling**

Deputy Director of Public Health; Consultant in Public Health Medicine, Doncaster Primary Care Trust

**Dr Clare Taylor**

Senior Editor, National Collaborating Centre for Mental Health

**Dr Amina Yesufu -Udechuku**

Systematic Reviewer, National Collaborating Centre for Mental Health

**Dr Craig Whittington**

Senior Systematic Reviewer, National Collaborating Centre for Mental Health

# TABLE OF CONTENTS

<b>Guideline Development Group members.....</b>	<b>2</b>
<b>Table of contents .....</b>	<b>5</b>
<b>1 Preface.....</b>	<b>7</b>
1.1 <i>National guideline.....</i>	7
1.2 <i>The common mental health disorder Guideline .....</i>	10
<b>2 Common mental health disorders .....</b>	<b>13</b>
2.1 <i>Introduction .....</i>	13
2.2 <i>The disorders .....</i>	14
2.3 <i>Treatment.....</i>	32
2.4 <i>Identification, assessment, and pathways to care .....</i>	35
<b>3 Method used to develop this guideline .....</b>	<b>42</b>
3.1 <i>Overview.....</i>	42
3.2 <i>The scope .....</i>	42
3.3 <i>The Guideline Development Group .....</i>	43
3.4 <i>Review questions.....</i>	44
3.5 <i>Systematic clinical literature review.....</i>	45
3.6 <i>Health economics methods .....</i>	54
3.7 <i>Stakeholder contributions .....</i>	59
3.8 <i>Validation of the guideline .....</i>	59
<b>4 Access to healthcare .....</b>	<b>61</b>
4.1 <i>Introduction .....</i>	61
4.2 <i>factors affecting access .....</i>	64
4.3 <i>Adapting models of service delivery and therapeutic interventions .....</i>	73
4.4 <i>Service developments and interventions that are specifically designed to promote access .....</i>	82
4.5 <i>Recommendations .....</i>	97
<b>5 Case identification and formal assessment .....</b>	<b>100</b>
5.1 <i>Introduction .....</i>	100
5.2 <i>Case identification.....</i>	101
5.3 <i>Formal assessment of the nature and severity of common mental health disorders .....</i>	128

<b>6</b>	<b>Further assessment of risk and need for treatment, and routine outcome monitoring .....</b>	<b>144</b>
6.1	<i>Introduction .....</i>	144
6.2	<i>Risk assessment.....</i>	144
6.3	<i>Factors that predict treatment response.....</i>	151
6.4	<i>Routine outcome monitoring .....</i>	182
<b>7</b>	<b>Systems for organising and developing care pathways.....</b>	<b>189</b>
7.1	<i>Introduction .....</i>	189
7.2	<i>Clinical Evidence review.....</i>	191
7.3	<i>Health economic evidence .....</i>	212
7.4	<i>From evidence to recommendations .....</i>	212
7.5	<i>Recommendations .....</i>	213
<b>8</b>	<b>Appendices .....</b>	<b>216</b>
<b>9</b>	<b>References .....</b>	<b>284</b>

# 1 PREFACE

This guideline has been developed to provide advice on common mental health disorders. The guideline recommendations have been developed by a multidisciplinary team of healthcare professionals, service users, a carer and guideline methodologists, after careful consideration of the best available evidence. It is intended that the guideline will be useful to clinicians and service commissioners in providing and planning high-quality care for people with common mental health disorders while also emphasising the importance of the experience of care for them and their carers (see Appendix 1 for more details on the scope of the guideline).

Although the evidence base is rapidly expanding, there are a number of major gaps, and future revisions of this guideline will incorporate new scientific evidence as it develops. The guideline makes a number of research recommendations specifically to address gaps in the evidence base, for the recommendations that the Guideline Development Group thought were of high priority. In the meantime, it is hoped that the guideline will assist clinicians, people with common mental health disorders and their carers by identifying the merits of particular approaches where the evidence from research and clinical experience exists.

## 1.1 NATIONAL GUIDELINE

### 1.1.1 What are clinical practice guidelines?

Clinical practice guidelines are 'systematically developed statements that assist clinicians and patients in making decisions about appropriate treatment for specific conditions' (Mann, 1996). They are derived from the best available research evidence, using predetermined and systematic methods to identify and evaluate the evidence relating to the specific condition in question. Where evidence is lacking, the guidelines incorporate statements and recommendations based upon the consensus statements developed by the Guideline Development Group (GDG).

Clinical guidelines are intended to improve the process and outcomes of healthcare in a number of different ways. They can:

- provide up-to-date evidence-based recommendations for the management of conditions and disorders by healthcare professionals
- be used as the basis to set standards to assess the practice of healthcare professionals
- form the basis for education and training of healthcare professionals

assist patients and carers in making informed decisions about their treatment and care

improve communication between healthcare professionals, patients and carers

- help to identify priority areas for further research.

### **1.1.2 Uses and limitation of clinical guidelines**

Guidelines are not a substitute for professional knowledge and clinical judgement. They can be limited in their usefulness and applicability by a number of different factors: the availability of high-quality research evidence, the quality of the methodology used in the development of the guideline, the generalisability of research findings and the uniqueness of individuals with common mental health disorders.

Although the quality of research in this field is variable, the methodology used here reflects current international understanding on the appropriate practice for guideline development (AGREE: Appraisal of Guidelines for Research and Evaluation Instrument; [www.agreecollaboration.org](http://www.agreecollaboration.org)), ensuring the collection and selection of the best research evidence available and the systematic generation of treatment recommendations applicable to the majority of people with these disorders and situations. However, there will always be some people and situations for which clinical guideline recommendations are not readily applicable. This guideline does not, therefore, override the individual responsibility of healthcare professionals to make appropriate decisions in the circumstances of the individual, in consultation with the person with a common mental health disorder.

In addition to the clinical evidence, cost-effectiveness information, where available, is taken into account in the generation of statements and recommendations of the clinical guidelines. While national guidelines are concerned with clinical and cost effectiveness, issues of affordability and implementation costs are to be determined by the National Health Service (NHS).

In using guidelines, it is important to remember that the absence of empirical evidence for the effectiveness of a particular intervention is not the same as evidence for ineffectiveness. In addition, of particular relevance in mental health, evidence-based treatments are often delivered within the context of an overall treatment programme including a range of activities, the purpose of which may be to help engage the person and to provide an appropriate context for the delivery of specific interventions. It is important to maintain and enhance the service context in which these interventions are delivered; otherwise the specific benefits of effective interventions will be lost. Indeed, the importance of organising care in order to support and encourage a good therapeutic relationship is at times as important as the specific treatments offered.



### **1.1.3 Why develop national guidelines?**

The National Institute for Health and Clinical Excellence (NICE) was established as a Special Health Authority for England and Wales in 1999, with a remit to provide a single source of authoritative and reliable guidance for patients, professionals and the public. NICE guidance aims to improve standards of care, to diminish unacceptable variations in the provision and quality of care across the NHS and to ensure that the health service is patient centred. All guidance is developed in a transparent and collaborative manner using the best available evidence and involving all relevant stakeholders.

NICE generates guidance in a number of different ways, three of which are relevant here. First, national guidance is produced by the Technology Appraisal Committee to give robust advice about a particular treatment, intervention, procedure or other health technology. Second, NICE commissions public health intervention guidance focused on types of activity (interventions) that help to reduce people's risk of developing a disease or condition or help to promote or maintain a healthy lifestyle. Third, NICE commissions the production of national clinical practice guidelines focused upon the overall treatment and management of a specific condition. To enable this latter development, NICE originally established seven National Collaborating Centres in conjunction with a range of professional organisations involved in healthcare.

### **1.1.4 The National Collaborating Centre for Mental Health**

This guideline has been commissioned by NICE and developed within the National Collaborating Centre for Mental Health (NCCMH). The NCCMH is a collaboration of the professional organisations involved in the field of mental health, national patient and carer organisations, a number of academic institutions, and NICE. The NCCMH is funded by NICE and is led by a partnership between the Royal College of Psychiatrists and the British Psychological Society's Centre for Outcomes Research and Effectiveness, based at University College London.

### **1.1.5 From national guidelines to local protocols**

Once a national guideline has been published and disseminated, local healthcare groups will be expected to produce a plan and identify resources for implementation, along with appropriate timetables. Subsequently, a multidisciplinary group involving commissioners of healthcare, primary care, specialist mental health professionals, and people with depression and their carers should undertake the translation of the implementation plan locally, taking into account both the recommendations set out in this guideline and the priorities set in the National Service Framework for Mental Health (Department of Health, 1999a) and related documentation. The nature and pace of the local plan will reflect local healthcare needs and the nature of

existing services; full implementation may take considerable time, especially where substantial training needs are identified.

### **1.1.6 Auditing the implementation of guidelines**

This guideline identifies key areas of clinical practice and service delivery for local and national audit. Although the generation of audit standards is an important and necessary step in the implementation of this guidance, a more broadly based implementation strategy will be developed. Nevertheless, it should be noted that the Healthcare Commission will monitor the extent to which Primary Care Trusts, trusts responsible for mental health and social care and Health Authorities have implemented these guidelines.

## **1.2 THE COMMON MENTAL HEALTH DISORDER GUIDELINE**

### **1.2.1 Who has developed this guideline?**

The GDG was convened by the NCCMH and supported by funding from NICE. The GDG included two service users, a carer and professionals from psychiatry, clinical psychology, general practice and nursing.

Staff from the NCCMH provided leadership and support throughout the process of guideline development, undertaking systematic searches, information retrieval, appraisal and systematic review of the evidence. Members of the GDG received training in the process of guideline development from NCCMH staff, and the service users and carer received training and support from the NICE Patient and Public Involvement Programme. The NICE Guidelines Technical Adviser provided advice and assistance regarding aspects of the guideline development process.

All GDG members made formal declarations of interest at the outset, which were updated at every GDG meeting. The GDG met a total of nine times throughout the process of guideline development. It met as a whole, but key topics were led by a national expert in the relevant topic. The GDG was supported by the NCCMH technical team, with additional expert advice from special advisers where needed. The group oversaw the production and synthesis of research evidence before presentation. All statements and recommendations in this guideline have been generated and agreed by the whole GDG.

### **1.2.2 For whom is this guideline intended?**

This guideline will be relevant for adults with common mental health disorders including depression and anxiety disorders. It covers the care provided by primary, community, secondary care and other healthcare

professionals who have direct contact with, and make decisions concerning the care of adults with common mental health disorders.

The guideline will also be relevant to the work, but will not cover the practice, of those in:

occupational health services

social services

- the independent sector.

The experience of people with common mental health disorders can affect the whole family and often the community. The guideline recognises the role of both in the treatment and support of people with common mental health disorders.

### **1.2.3 Specific aims of this guideline**

The guideline makes recommendations for identification and pathways to care, for people with common mental health disorders. It aims to:

- review aspects of service delivery critical to the effective provision of clinical interventions for common mental health disorders
- review aspects of service delivery critical to effective implementation of existing NICE guidelines covering these disorders
- evaluate models of service delivery designed to promote access to services
- evaluate the role of methods for identification and assessment
- evaluate the role of systems for organising and developing care pathways for these disorders.
- consider the experience of care from the service user and their families/carers perspective
- promote the implementation of best clinical practice through the development of recommendations tailored to the requirements of the NHS in England and Wales.

### **1.2.4 The structure of this guideline**

The guideline is divided into chapters, each covering a set of related topics. The first three chapters provide a summary of the clinical practice and research recommendations, a general introduction to guidelines and the topic, and to the methods used to develop this guideline. Chapters 4 to 7 provide the evidence that underpins the recommendations.

Each evidence chapter begins with a general introduction to the topic that sets the recommendations in context. Depending on the nature of the evidence, narrative reviews or meta-analyses were conducted, and the structure of the chapters varies accordingly. Where appropriate, details about current practice, the evidence base and any research limitations are provided. Clinical evidence summaries are used to summarise the evidence presented. Health economic evidence is then presented (where appropriate), followed by a

section (from evidence to recommendations) that draws together the clinical and health economic evidence and provides a rationale for the recommendations. On the CD-ROM, Appendix 12 provides further details about included and excluded studies.

## 2 COMMON MENTAL HEALTH DISORDERS

### 2.1 INTRODUCTION

This guideline is concerned with the care and treatment of people with common mental health disorders, which include depression, panic disorder, generalised anxiety disorder (GAD), obsessive-compulsive disorder (OCD) and post-traumatic stress disorder (PTSD). It makes recommendations about the delivery of effective identification, assessment and referral for treatment in primary care. The guideline will also be applicable to secondary care and relevant (but does not make specific recommendations) for the prison service and non-NHS services such as social services, the voluntary sector and the independent sector. A particular purpose of this guideline is to integrate existing NICE guidance on the identification and assessment of common mental health disorders and to provide recommendations to support the development of care pathways for these disorders.

The purpose of this introductory chapter is to provide an overview of the epidemiology and treatment of the common mental health disorders and to highlight important issues related to identification and assessment of the disorders, and the relevant care pathways within the NHS.

This guideline does not cover interventions to treat the disorders and should be used in conjunction with other relevant NICE guidelines, which give evidence of the effectiveness of interventions for the specific disorders, including drug treatments and psychological therapies:

- Self-harm: the short-term physical and psychological management and secondary prevention of self-harm in primary and secondary care. NICE clinical guideline 16 (2004a). Available from [www.nice.org.uk/CG16](http://www.nice.org.uk/CG16)
- Post-traumatic stress disorder (PTSD): the management of PTSD in adults and children in primary and secondary care. NICE clinical guideline 26 (2005a). Available from [www.nice.org.uk/CG26](http://www.nice.org.uk/CG26).
- Obsessive-compulsive disorder: core interventions in the treatment of obsessive-compulsive disorder and body dysmorphic disorder. NICE clinical guideline 31 (2005b). Available from [www.nice.org.uk/CG31](http://www.nice.org.uk/CG31).
- Antenatal and postnatal mental health: clinical management and service guidance. NICE clinical guideline 45 (2007). Available from [www.nice.org.uk/CG45](http://www.nice.org.uk/CG45).
- Depression: the treatment and management of depression in adults (partial update of NICE clinical guideline 23). NICE clinical guideline CG90 (2010). Available from [www.nice.org.uk/CG90](http://www.nice.org.uk/CG90).

- Depression in adults with a chronic physical health problem: treatment and management. NICE clinical guideline CG91 (2009a). Available from [www.nice.org.uk/CG91](http://www.nice.org.uk/CG91).
- Generalised anxiety disorder and panic disorder (with or without agoraphobia) in adults: management in primary, secondary and community care (partial update of NICE clinical guideline 22). NICE clinical guideline forthcoming January 2011. Available from [www.nice.org.uk](http://www.nice.org.uk)
- Self-harm: the longer term management of self-harm. NICE clinical guideline expected November 2011. Available from [www.nice.org.uk](http://www.nice.org.uk)

## 2.2 THE DISORDERS

This guideline covers common mental health disorders in adults (18 years and older) including:

- depression (including subthreshold disorders)
- anxiety disorders (including generalised anxiety disorder [GAD], panic disorder, phobias, social anxiety disorder, OCD and PTSD).

The guideline will also cover, where relevant, issues relating to comorbidity, however, as no separate NICE guideline addresses comorbid presentations of common mental health disorders, this will not form a key topic of the guideline. Groups not covered include adults with subthreshold mixed anxiety and depression, adults with psychotic and related disorders (including schizophrenia and bipolar disorder), those for whom drug and alcohol misuse are the primary problem, those with eating disorders, and children and people younger than 18 years.

### 2.2.1 Symptoms and presentation

#### *Depression*

Depression refers to a wide range of mental health problems characterised by the absence of a positive affect (a loss of interest and enjoyment in ordinary things and experiences), low mood and a range of associated emotional, cognitive, physical and behavioural symptoms. Distinguishing the mood changes between clinically significant degrees of depression (for example, major depression) and those occurring 'normally' remains problematic and it is best to consider the symptoms of depression as occurring on a continuum of severity (Lewinsohn *et al.*, 2000).

Commonly, mood and affect in a major depressive illness are unreactive to circumstance, remaining low throughout the course of each day, although for some people mood varies diurnally, with gradual improvement throughout the day only to return to a low mood on waking. In other cases a person's mood may be reactive to positive experiences and events, although these

elevations in mood are not sustained, with depressive feelings re-emerging, often quickly (Andrews & Jenkins, 1999).

Behavioural and physical symptoms typically include tearfulness, irritability, social withdrawal, an exacerbation of pre-existing pains and pains secondary to increased muscle tension (Gerber *et al.*, 1992). A lack of libido, fatigue and diminished activity are also common, although agitation and marked anxiety can occur frequently. Typically there is reduced sleep and lowered appetite (sometimes leading to significant weight loss) but for some people it is recognised that sleep and appetite are increased. A loss of interest and enjoyment in everyday life, feelings of guilt, worthlessness and deserved punishment are common, as are lowered self-esteem, loss of confidence, feelings of helplessness, suicidal ideation and attempts at self-harm or suicide. Cognitive changes include poor concentration and reduced attention, pessimistic and recurrently negative thoughts about oneself, one's past and the future, mental slowing and rumination (Cassano & Fava, 2002).

### ***Generalised anxiety disorder***

The essential feature of GAD is excessive anxiety and worry (apprehensive expectation), occurring more days than not for a period of at least 6 months, about a number of events or activities. The individual finds it difficult to control the anxiety and worry, which is often accompanied by restlessness, being easily fatigued, difficulty concentrating, irritability, muscle tension, and disturbed sleep (Brown *et al.*, 2001).

The focus of the anxiety and worry in GAD is not confined to features of another disorder (for example, having panic attacks [as in panic disorder], or being embarrassed in public [as in social phobia]). Some people with GAD may become excessively apprehensive about the outcome of routine activities, in particular those associated with the health of or separation from loved ones. Some individuals often anticipate a catastrophic outcome from a mild physical symptom or medication side effect. Demoralisation is said to be a common consequence, with many individuals becoming discouraged, ashamed and unhappy about the difficulties of carrying out their normal routines. It is often comorbid with depression and this can make accurate diagnosis problematic (Wittchen *et al.*, 2002).

### ***Panic disorder***

People with panic disorder report intermittent apprehension, and panic attacks (attacks of sudden short-lived anxiety) in relation to particular situations, or spontaneous panic attacks, with no apparent cause. They often take action to avoid being in particular situations in order to prevent those feelings, which may develop into agoraphobia (Breier *et al.*, 1986).

The frequency and severity of panic attacks varies widely. Situational triggers for panic attacks can be external (for example, phobic object or situation) or internal (physiological arousal). A panic attack may be unexpected

(spontaneous or uncued), defined as one that an individual does not immediately associate with a situational trigger.

The essential feature of agoraphobia is anxiety about being in places or situations from which escape might be difficult, embarrassing, or in which help may not be available in the event of having a panic attack. This anxiety is said to typically lead to a pervasive avoidance of a variety of situations that may include: being alone outside the home or being home alone; being in a crowd of people; travelling by car, bus or plane, or being on a bridge or in a lift.

### ***Obsessive-compulsive disorder***

OCD is characterised by the presence of either obsessions or compulsions, but commonly both. An obsession is defined as an unwanted intrusive thought, image or urge, which repeatedly enters the person's mind. Obsessions are distressing but are acknowledged as originating in the person's mind, and not imposed by an outside agency. They are usually regarded by the individual as unreasonable or excessive. Common obsessions in OCD include contamination from dirt, germs, viruses, body fluids, etc., fear of harm (for example, door locks are not safe), excessive concern with order or symmetry, obsessions with the body or physical symptoms, religious, sacrilegious or blasphemous thoughts, sexual thoughts (for example, being a paedophile or a homosexual), an urge to hoard useless or worn out possessions, or thoughts of violence or aggression (for example, stabbing one's baby) (Lochner & Stein, 2003).

Compulsions are repetitive behaviours or mental acts that the person feels driven to perform. A compulsion can either be overt and observable by others, or a covert mental act that cannot be observed. Covert compulsions are generally more difficult to resist or monitor than overt ones as they can be performed anywhere without others knowing and are easier to perform. Common compulsions include checking (for example, gas taps), cleaning, washing, repeating acts, mental compulsions (for example, special words or prayers repeated in a set manner), ordering, symmetry or exactness, hoarding/collecting, and counting (Foa *et al.*, 1995). The most frequent presentations are checking and cleaning and are the most easily recognised as on a continuum with everyday behaviour. A compulsion is not in itself pleasurable, which differentiates it from impulsive acts such as shopping or gambling, that are associated with immediate gratification.

### ***Post-traumatic stress disorder***

PTSD often develops in response to one or more traumatic events such as deliberate acts of interpersonal violence, severe accidents, disasters or military action. Those at risk of PTSD include victims of war and torture, refugees, survivors of accidents and disasters, victims of violent crime (for example, physical and sexual assaults, sexual abuse, bombings, riots), women following



traumatic childbirth, individuals diagnosed with a life-threatening illness, and members of the armed forces, police, and other emergency personnel (Foa *et al.*, 2008).

The most characteristic symptoms of PTSD are re-experiencing symptoms. Sufferers involuntarily re-experience aspects of the traumatic event in a vivid and distressing way. Symptoms include flashbacks in which the person acts or feels as if the event is recurring; nightmares; and repetitive and distressing intrusive images or other sensory impressions from the event. Reminders of the traumatic event arouse intense distress and/or physiological reactions. As a result, hypervigilance for threat, exaggerated startle responses, irritability, difficulty in concentrating, sleep problems and avoidance of trauma reminders are other core symptoms. However, PTSD sufferers also describe symptoms of emotional numbing. These include inability to have any feelings, feeling detached from other people, giving up previously significant activities and amnesia for significant parts of the event.

Two further common mental health disorders, social anxiety disorder and specific phobias, are briefly described below. However, as no NICE guidelines currently exist for these disorders, they will not be discussed in detail in the remainder of this chapter.

### *Social anxiety disorder*

Social anxiety disorder, commonly referred to as social phobia, is characterised by an intense fear in social situations which results in considerable distress, and in turn impacts on a person's ability to function effectively in aspects of their daily life. Central to the disorder is a fear of being judged by others and of being embarrassed or humiliated. This leads to the avoidance of a number of social situations and often impacts significantly on educational and vocational performance. The fears can be triggered by the actual or imagined scrutiny from others. The disorder often begins in early adolescence and although an individual may recognise the problem as outside of normal experience, many do not seek help (Liebowitz *et al.*, 1985).

Social anxiety disorder is characterised by a range of physical symptoms including excessive blushing, sweating, trembling, palpitations and nausea. Panic attacks are common, as is the development of depressive symptoms as the problem becomes chronic. Alcohol or other drug misuse can develop as people use these substances in an attempt to cope with the disturbing and disabling symptoms. It is also often comorbid with other disorders such as depression (Keesler *et al.*, 1999).

### *Specific phobias*

A specific phobia is an unwarranted, extreme and persistent fear of a specific object or situation that is out of proportion to the actual danger or threat (Humphris *et al.*, 1995). The fear and anxiety occur immediately upon

encountering the feared object or situation and tend to lead to avoidance of the object or situation or extreme discomfort in the situation or in the presence of the object. The individual with a specific phobia recognises that the fear is excessive, unwarranted or out of proportion to the actual risk in the situation. Specific phobias result in significant interference with the activities of daily life; they are usually grouped under a number of sub-types including animal, natural environment, blood-injection-injury and situational.

### **2.2.2 Incidence and prevalence**

Estimates of the prevalence of common mental health disorders vary considerably depending on where and when surveys are carried out, and the period over which prevalence is measured.

The 2007 Office of National Surveys (ONS) household survey of adult psychiatric morbidity in England found that 16.2% of adults aged 16-64 met the diagnostic criteria for at least one disorder in the week prior to interview (McManus *et al.*, 2009). In the three ONS surveys carried out so far, the proportion of adults meeting the criteria for at least one disorder increased between 1993 and 2000, but did not change between 2000 and 2007 (15.5% in 1993, 17.5% in 2000, and 17.6% in 2007). The largest increase in the rate of disorders found between 1993 and 2007 was in women aged 45-64 years, among whom the rate went up by about one fifth (McManus *et al.*, 2009).

More than half of the adults identified with a common mental health disorder in the ONS survey presented with a mixed anxiety and depressive disorder (9.0% in the past week). The 1-week prevalence for the other common mental health disorders were 4.4% for GAD, 2.3% for a depressive episode, 1.4% for phobia, 1.1% for OCD, and 1.1% for panic disorder (McManus *et al.*, 2009).

In the USA, Kessler and colleagues conducted the National Comorbidity Survey, a representative household interview survey of 9282 adults aged 18 and over, to estimate the lifetime (Kessler *et al.*, 2005a) and 12-month (Kessler *et al.*, 2005b) prevalence rates of mental disorders classified using the Diagnostic and Statistical Manual (fourth text revision version, DSM-IV-TR) of the American Psychiatric Association (APA, 2000). A summary of their findings can be seen in Table 1. Of the 12-month cases in the US National Comorbidity Survey, 22.3% were classified as serious, 37.3% moderate, and 40.4% mild. Fifty-five percent carried only a single diagnosis, 22% two diagnoses, and 23% three or more diagnoses. Latent class analysis identified three highly comorbid classes representing 7% of the population, and the authors concluded that, although mental disorders are widespread, serious cases are concentrated among a relatively small proportion of cases with high comorbidity (Kessler *et al.*, 2005b).

In summary, at any one time common mental health disorders can be found in around one in six people in the community, and around half of these have

significant symptoms that would warrant intervention from healthcare professionals. Most have non-specific mixed anxiety and depressive symptoms, but a proportion have more specific depressive disorder, or anxiety disorders including panic disorder, phobias, OCD or PTSD.

**Table 1. Summary of prevalence rates for common mental health disorders**

Disorder	Prevalence estimates	Reference
<b>Major depression</b>	4-10% (worldwide) 6.7% (12 month) 16.6% (lifetime)	Waraich <i>et al.</i> , 2004 Kessler <i>et al.</i> , 2005b Kessler <i>et al.</i> , 2005a
<b>Dysthymia</b>	2.5-5% (worldwide) 1.5% (12 month) 2.5% (lifetime)	Waraich <i>et al.</i> , 2004 Kessler <i>et al.</i> , 2005b Kessler <i>et al.</i> , 2005a
<b>GAD</b>	3.1% (12 month) 5.7% (lifetime)	Kessler <i>et al.</i> , 2005b Kessler <i>et al.</i> , 2005a
<b>Panic disorder</b>	2.7% (12 month) 4.7% (lifetime)	Kessler <i>et al.</i> , 2005b Kessler <i>et al.</i> , 2005a
<b>Agoraphobia without panic disorder</b>	0.8% (12 month) 1.4% (lifetime)	Kessler <i>et al.</i> , 2005b Kessler <i>et al.</i> , 2005a
<b>Phobia (specific)</b>	8.7% (12 month) 12.5% (lifetime)	Kessler <i>et al.</i> , 2005b Kessler <i>et al.</i> , 2005a
<b>Social anxiety disorder</b>	6.8% (12 month) 12.1% (lifetime)	Kessler <i>et al.</i> , 2005b Kessler <i>et al.</i> , 2005a
<b>OCD</b>	1.0% (12 month) 1.6% (lifetime)	Kessler <i>et al.</i> , 2005b Kessler <i>et al.</i> , 2005a
<b>PTSD</b>	1.5%-1.8% (1 month) 1.3-3.6% (12 month) 6.8% (lifetime)	Andrews <i>et al.</i> , 1999 Creamer <i>et al.</i> , 2001; Narrow <i>et al.</i> , 2002 Kessler <i>et al.</i> , 2005a
<i>Note.</i> GAD = Generalised anxiety disorder; OCD = Obsessive Compulsive Disorder; PTSD = Post-traumatic stress disorder.		

The location, time and duration of the survey are not the only factors to influence prevalence rates. A number of demographic and socioeconomic factors are associated with a higher risk of disorders, including gender, age, marital status, ethnicity, and socioeconomic deprivation. These will be discussed below.

### ***Gender***

Depression and anxiety disorders tend to have a higher prevalence in women. Prevalence rates of depression have consistently been found to be between 1.5 and 2.5 times higher in women than men (Waraich *et al.*, 2004). In the ONS

survey women were more likely than men to have a disorder (19.7% and 12.5% respectively), with rates significantly higher for women across all categories of disorder except for panic disorder and OCD. The greatest difference between genders was among South Asian adults where the age-standardised rate among women (34.3% of South Asian women) was three times that of men (10.3% of South Asian men). Reasons cited in the 2007 ONS survey include the impact of having children (Bebbington *et al.*, 1991), exposure to domestic or sexual violence (Patel *et al.*, 2006), adverse experiences in childhood, and women's relative poverty (Patel *et al.*, 1999, Piccinelli & Wilkinson, 2000).

### *Age*

In the 2007 ONS survey rates varied by age, with those aged 75 and over least likely to have a disorder (6.3% of men, 12.2% of women). In women, the rate peaked among 45-54 year olds, of whom 25% met the criteria for at least one disorder. Among men the rate was highest in 25-54 year olds (14.6% of 25-34 year olds, 15.0% of 35-44 year olds, 14.5% of 45-54 year olds) (McManus *et al.*, 2009).

### *Marital status*

Women across all marital status categories were more likely than their male counterparts to have disorders in the 2007 ONS survey, except for divorced people, in whom the prevalence for men and women was very similar (26.6% for women, 27.7% for men). Among men, those currently divorced had the greatest likelihood of having a disorder, but variation by other marital status categories was less pronounced. For women the rate of disorder was high for divorced women, but even higher for separated women (33.0%). Men and women who were married or widowed had the lowest observed rates of disorder (10.1% of married men, 16.3% of married women; 10.4% widowed men, 17.4% widowed women).

### *Ethnicity*

In the 2007 ONS survey, after age-standardisation of the data, there was little variation between white, black and South Asian men in the rates of any disorder. However, among women, rates of all disorders (except phobias) were higher in the South Asian group. The number of South Asian women in the sample was small, so while the differences were pronounced they were only significant for disorders as a whole, for GAD, and for panic disorder.

### *Socioeconomic factors*

In the 2007 ONS survey people living in households with the lowest levels of income were more likely to have a disorder than those living in the highest income households. A number of socioeconomic factors significantly affected prevalence rates in the 2000 ONS survey: those with a depressive episode were more likely than those without disorders to be unemployed, to belong to social classes 4 and below, to have no formal educational qualifications, to live

in Local Authority or Housing Association accommodation, to have moved three or more times in the last two years, and to live in an urban environment (Singleton *et al.*, 2001).

An illustration of the social origins of depression can be found in a general practice survey in which 7.2% (range: 2.4% to 13.7%, depending upon the practice) of consecutive attendees had a depressive disorder. Neighbourhood social deprivation accounted for 48.3% of the variance among practices. Other variables that accounted for most of that variance were the proportion of the population having no or only one car and neighbourhood unemployment (Ostler *et al.*, 2001). The evidence therefore overwhelmingly supports the view that the prevalence of common mental health disorders, however it is defined, varies according to gender and social and economic factors.

### 2.2.3 Aetiology

The aetiology of common mental health disorders is multi-factorial, and involves psychological, social and biological factors. Many of the common mental health disorders have similar aetiologies. For example, King and colleagues (2008) identified five immutable risk factors for depression. These were younger age, female gender, lower educational achievement, previous history of depression and family history of depression. Brewin and colleagues (2000) and Ozer and colleagues (2003) identified similar risk factors for PTSD, including a previous personal or family history of anxiety disorders or affective disorders, neuroticism, lower intelligence, female gender and a history of previous trauma. The ONS survey identified factors that may be associated with increased duration of an episode of depression or anxiety. These can be broadly defined as biological factors, social stress and life events. These risk factors will now be discussed in general. For information regarding factors for specific disorders, please refer to the relevant NICE guideline.

There is good evidence for biological factors in the development of many psychological disorders. Biological factors can be biochemical, endocrine and neurophysiological (Goodwin, 2000; Malhi *et al.*, 2005) or genetic (Kendler & Prescott, 1999), and can interact with early trauma, ultimately leading to psychological distress (Heim & Nemeroff, 2001).

Support for this claim often comes from family history studies (Angst *et al.*, 2003). A family history of depressive illness has been linked with an increased chance of developing depression (Kendler *et al.*, 2001). Similarly, the risk of GAD in first degree relatives of patients with GAD was five times that of controls (Noyes *et al.*, 1987). Although specific genes conferring vulnerability to GAD have not yet been reliably identified, the genes involved in the transmission of GAD appear to increase susceptibility to other anxiety disorders such as panic disorder and agoraphobia as well as major depression (Kendler, 1996; Hettema *et al.*, 2001; 2005). There is some evidence to suggest that personality traits such as neuroticism may have a role in the development

of common mental health disorders. Personality traits such as neuroticism have been identified as risk factors for both depression (Fava & Kendler, 2000) and GAD (Hettema *et al.*, 2004). However, the specific role of neurotransmitters and other chemical mediators in the aetiology of common mental health disorders is currently unclear.

According to a stress-vulnerability model (Nuechterlein & Dawson, 1984), it is not only biological factors that can trigger the development of a common mental health disorder. Social triggers may also play an important role (Harris, 2000). The ONS survey identified perceived financial strain (Weich & Lewis, 1998a), work stress (Stansfield *et al.*, 1999), poor housing (Weich & Lewis, 1998b) and social isolation (Bruce & Hoff, 1994) as key factors that can influence the development of common mental health disorders. In the UK, an influential study found that social vulnerability factors for depression in women in Camberwell, South-East London, included: having three or more children under the age of 14 years living at home; having no paid employment outside the home; and not having a confiding relationship with another person (Brown & Harris, 1978). The importance of a confiding relationship has been further reiterated by Patten (1991), who found that a lack of a confiding relationship was a strong risk factor for depression.

Negative life events, particularly those relating to health, can also impact on the development of depression and anxiety, although vulnerabilities will vary between individuals (Harris, 2000). The ONS survey identified poor physical health and problems with alcohol use as predictors of anxiety and depression (Salokangas & Poutanen, 1998), while King and colleagues (2008) found that current poorer physical and mental health functional status, based on the SF-12 questionnaire, was linked to the development of depression. However, it is also important to note that depression may lead to secondary disability that compounds, and is difficult to distinguish from, the depression itself.

Early life experiences, as well as current social stressors must also be considered. Early life experiences such as a poor parent-child relationship, marital discord and divorce, neglect, physical abuse and sexual abuse almost certainly increase a person's vulnerability to depression in later life (Fava & Kendler, 2000), and can play a vital role in the development of GAD. Barlow (2000) reported that good parenting experiences are important in providing children with a secure base from which to explore the world. Problems in child-parent attachment have been linked to feelings of diminished personal control of potentially threatening events (Barlow, 2000), which can in turn increase susceptibility to psychological illness.

However, when considering the importance of life events, it is important to remember that events may not have a causal impact on the development of symptoms. Instead, they may act as a trigger among people who are biologically or psychologically predisposed to a disorder, for example, OCD

(Gothelf *et al.*, 2004; Khanna *et al.*, 1988). The authors of the ONS survey make the point that, although these risk factors are associated with disorders and tend to increase the duration of episodes, it is not clear whether or not they cause the onset of an episode.

## **2.2.4 Development, course and prognosis**

For many people the onset of common mental health disorders occurs in adolescence or early adult life, but the disorders can affect people at any point. Earlier onset is generally associated with poorer outcomes. Kessler and colleagues (2005a) reported an estimated median age of onset for anxiety disorders of 11 years and for mood disorders of 30 years in their US National Comorbidity sample. Half of all lifetime cases had started by 14 years and three quarters by age 24. Many anxiety disorders also have a chronic course. This chronic course may be associated with a considerable delay in presenting to services, with consequent significant personal and social impairment. Therefore, Kessler and colleagues (2005a) concluded that interventions aimed at prevention or early treatment needed to focus on young people.

### ***Depression***

The average age of the first episode of a major depression occurs in the mid-20s and although the first episode may occur at any time, from early childhood through to old age, a substantial proportion of people have their first depression in childhood or adolescence (Fava & Kendler, 2000).

Although depression has been thought of as a time-limited disorder lasting on average four to six months with complete recovery afterwards it is now clear that incomplete recovery and relapse are common. The WHO study of mental disorders in 14 centres across the world found that 50% still had a diagnosis of depression a year later (Simon *et al.*, 2002) and at least 10% of patients have persistent or chronic depression (Kessler *et al.*, 2003a). At least 50% of people following their first episode of major depression will go on to have at least one more episode (Kupfer, 1991) and after the second and third episodes, the risk of further relapse rises to 70% and 90% respectively (Kupfer, 1991). Early onset depression (at or before 20 years of age) and depression occurring in old age have a significantly increased vulnerability to relapse (Giles *et al.*, 1989; Mitchell & Subramaniam, 2005). Thus, while the outlook for a first episode is good, the outlook for recurrent episodes over the long term can be poor, with many patients experiencing symptoms of depression over many years (Akiskal, 1986).

### ***Generalised anxiety disorder***

Most clinical studies suggest that GAD is typically a chronic condition with low rates of remission over the short and medium-term. Evaluation of prognosis is complicated by the frequent comorbidity with other anxiety disorders and depression, which worsen the long-term outcome and accompanying burden of disability (Tyrer & Baldwin, 2006). In the Harvard-

Brown Anxiety Research Program, which recruited patients from Boston Hospitals, the mean age of onset of GAD was 21 years, although many patients had been unwell since their teens. The average duration of illness in this group was about 20 years and despite treatment the outcome over the next three years was relatively poor, with only one in four patients showing symptomatic remission from GAD (Yonkers *et al.*, 1996). The proportion of patients who became free from all psychiatric symptomatology was still less, about one in six. In patients who remitted from GAD the risk of relapse over the next year was about 15%, increasing to about 30% in those who achieved only partial symptomatic remission (Yonkers *et al.*, 1996).

The participants in the above study were recruited from hospital services and may not be representative of GAD in general. In a naturalistic study in the United Kingdom, Tyrer and colleagues (2004) followed up patients with anxiety and depression identified in psychiatric clinics in primary care and found that 12 years later, 40% of those initially diagnosed with GAD had recovered, in the sense of no longer meeting criteria for any DSM-III psychiatric disorder. The remaining participants remained symptomatic but in only 3% was GAD still the principal diagnosis; in the vast majority of patients, conditions such as dysthymia, major depression and agoraphobia were now more prominent. This study confirms the chronic and fluctuating symptomatic course of GAD in clinically identified patients. It should be noted, however, that the majority of patients with GAD in the community do not seek medical help for their symptoms (Wittchen & Jacobi, 2005) and the course of the illness in these circumstances is not established.

### ***Panic disorder***

Panic disorder is seen as comprising two main sub-types; panic disorder without agoraphobia and panic disorder with agoraphobia with different presentations and often different courses. Panic disorder with agoraphobia (about one third of all presentations of panic disorder) is characterised by an avoidance of situations from which neither escape may be possible nor help available in the event of a panic attack. Panic disorder with agoraphobia is also more common in women by a factor of approximately 2 to 1. In contrast, panic disorder without agoraphobia is not situation specific and symptoms may develop with no obvious or apparent cause (Weissman & Merikangas, 1986).

The commonest age of onset is from the mid-teens to the mid-20s; however, onset may occur at any time. Panic disorder often begins with occasional panic attacks that increase in frequency, which in time lead to a pattern of a generalised avoidance. The course of this disorder often follows a chronic pathway for many people with panic disorder, with agoraphobia likely to have a more chronic course (Francis & colleagues, 2007).



Panic attacks commonly occur in many other disorders including specific phobias and social anxiety disorder but they can also occur in GAD, drug or alcohol misuse, personality disorders and a number of physical disorders.

### ***Obsessive-compulsive disorder***

The mean age of onset is in late adolescence for men and early 20s for women, although age of onset covers a wide range of ages. However, it may take individuals between 10–15 years or longer to seek professional help. There is often comorbidity with a range of disorders, especially depression (for example, Abramowitz, 2004; Abramowitz *et al.*, 2003; Apter *et al.*, 2003), and other anxiety disorders (for example, Biederman *et al.*, 2004; LaSalle *et al.*, 2004; Nestadt *et al.*, 2003; Welkowitz *et al.*, 2000).

OCD may follow an acute, episodic or chronic course. In one of the largest follow-up studies, Skoog and Skoog (1999) conducted a 40-year prospective study and reported that approximately 60% of people with OCD displayed signs of general improvement within 10 years of illness, increasing to 80% by the end of the study. However, only 20% achieved full remission even after almost 50 years of illness; 60% continue to experience significant symptoms; 10% displayed no improvement; and 10% had deteriorated. A fifth of those patients, who had displayed an early, sustained improvement subsequently relapsed, even after 20 years without symptoms. This suggests that early recovery does not eliminate the possibility of very late relapse. Intermittent, episodic disorder was more common during the early stage of illness and predicted a more favourable outcome, whereas chronic illness predominated in later years. Worse outcome was predicted by early age of onset, particularly in males, experiencing obsessions and compulsions or magical thinking, poor social adjustment and early chronic course.

### ***Post-traumatic stress disorder***

The onset of symptoms in PTSD is usually in the first month after the traumatic event, but in a minority (less than 15%; McNally, 2003) there may be a delay of months or years before symptoms start to appear. PTSD also shows substantial natural recovery in the initial months and years after a traumatic event. Whereas a high proportion of trauma survivors will initially develop symptoms of PTSD, a substantial proportion of these individuals recover without treatment in the following years, with a steep decline in PTSD rates occurring in the first year (for example, Breslau *et al.*, 1991; Kessler *et al.*, 1995). On the other hand, at least a third of the individuals who initially develop PTSD remain symptomatic for 3 years or longer, and are at risk of secondary problems such as substance misuse (for example, Kessler *et al.*, 1995). In the 2007 ONS survey screening positive for current PTSD declined with age, from 4.7% of 16–24 year olds to 0.6% of adults aged 75 or over (McManus *et al.*, 2009).

## **2.2.5 Impairment, disability, secondary problems**

## ***Depression***

Apart from the subjective suffering experienced by people who are depressed, the impact on social and occupational functioning, physical health and mortality is substantial. In fact, depressive illness causes a greater decrement in health state than major chronic physical illnesses like angina, arthritis, asthma, and diabetes (Moussavi *et al.*, 2007).

Depression is a major cause of disability across the world. In 1990 it was the fourth most common cause of loss of disability-adjusted life years in the world, and by 2020 it is projected to become the second most common cause (World Bank, 1993). In 1994 it was estimated that about 1.5 million disability-adjusted life years were lost each year in the West as a result of depression (Murray *et al.*, 1994). Depressive disorders account for 4.4% of the global disease burden or the equivalent of 65 million disability adjusted life years (DALYs) (Murray & Lopez, 1997; WHO, 2002).

Emotional, motivational and cognitive effects substantially reduce a person's ability to work effectively, with losses in personal and family income as well as lost contribution to society in tax revenues and employment skills. Wider social effects include: greater dependence upon welfare and benefits with loss of self-esteem and self-confidence; social impairments, including reduced ability to communicate and sustain relationships during the illness with knock-on effects after an episode; and longer term impairment in social functioning, especially for those who have chronic or recurrent disorders.

Depression can also exacerbate the pain, distress and disability associated with physical diseases, and can adversely affect outcomes. Depression combined with chronic physical disease incrementally worsens health compared with physical disease alone or even combinations of physical disease (Moussavi *et al.*, 2007). In addition, for a range of physical illnesses, findings suggest an increased risk of death when comorbid depression is present (Cassano & Fava, 2002). In coronary heart disease for example, depressive disorders are associated with an 80% increased risk, both of its development, and of subsequent mortality in established disease, at least partly through common contributory factors (Nicholson *et al.*, 2006).

Suicide accounts for nearly 1% of all deaths, and nearly two-thirds of this figure occur in depressed people (Sartorius, 2001). Looked at another way, having depression leads to over a four-times higher risk of suicide compared with the general population which this rises to nearly 20-times in the most severely ill (Bostwick & Pankratz, 2000). Sometimes depression may also lead to acts of violence against others, and may even include homicide. Marital and family relationships are frequently negatively affected, and parental depression may lead to neglect of children and significant disturbances in children (Ramachandani & Stein, 2003).

### ***Generalised anxiety disorder***

Like major depression GAD is associated with a substantial burden of disability, equivalent to those of other chronic medical conditions such as arthritis and diabetes (Wittchen *et al.*, 2002). There is evidence that comorbid depression and anxiety has a worse prognosis and more persistent symptoms than either depression or anxiety disorders alone (Kroenke *et al.*, 2007). There is also evidence that anxiety disorders are independently associated with several physical conditions in the community, and that this comorbidity is significantly associated with poor quality of life and disability (Sareen *et al.*, 2006) and high associated health and social costs (Simon *et al.*, 1995).

Studies have shown that the presence of GAD is also associated with significant impairments in occupational and social functioning. For example, over 30% of patients with GAD showed an annual reduction of work productivity of 10% or more, compared to 8% of people with major depression. The figure for people with comorbid GAD and depression was over 45% (Wittchen *et al.*, 2000). A large part of the economic cost of anxiety disorders is attributable to the costs of non-medical psychiatric treatment. Patients with GAD have increased numbers of visits not only to primary care doctors, but also to hospital specialists, particularly, gastroenterologists (Kennedy & Schwab, 1997; Wittchen *et al.*, 2002). This may be a consequence of the distressing somatic symptoms which many GAD patients experience.

GAD also carries a considerable cost in personal suffering and difficulties, In the Harvard-Brown Program noted above, one third of patients had never married and unemployment was higher than average (Yonkers *et al.*, 1996). Suicidal ideation and suicide attempts are significantly increased in GAD, particularly in women and this increase is still greater in the presence of comorbid major depression (Cougle *et al.*, 2009).

### ***Panic disorder***

The impact of panic disorder is considerable, in terms of impact on the NHS, such as GP consultations (often for multiple consultations), on society as a whole in terms of sickness and absence from work, labour turnover and reduced productivity; and on individuals and families (Sherbourne *et al.*, 1996). The impact in any of these spheres is difficult to measure accurately and there may be an underestimation of the impact, but it is still considerable. For the individual, the impact can be considerable both in terms of their economic well-being and their health (Edlund & Swann, 1986). Individuals may report severe and enduring physical sensations. There may be considerable concern that they have a physical illness and it may be very difficult to provide adequate reassurance that this is not the case.

### ***Obsessive-compulsive disorder***

OCD is ranked by the World Health Organization in the top 10 of the most disabling illnesses by lost income and decreased quality of life (Bobes *et al.*,

2001). The severity of OCD differs markedly from one person to another. Individuals may be able to hide their OCD often from their own family. However, the disorder may have a major negative impact on social relationships leading to frequent family and marital discord or dissatisfaction, separation or divorce (Koran, 2000). It also interferes with leisure activities (Antony *et al.*, 1998) and with a person's ability to study or work, leading to diminished educational and/or occupational attainment and unemployment (Koran, 2000; Leon *et al.*, 1995). The social cost, that is the person's inability to fully function within society, has been estimated as \$5.9 billion in 1990, or 70.4% of the total economic cost of OCD (DuPont *et al.*, 1995).

### ***Post-traumatic stress disorder***

Symptoms of PTSD cause considerable distress and can significantly interfere with social, educational and occupational functioning. It is not uncommon for PTSD sufferers to lose their jobs, either because re-experiencing symptoms, sleep and concentration problems make regular work difficult, or because they are unable to cope with reminders of the traumatic event they encounter at work (Zatzick *et al.*, 1997). The resulting financial problems are a common source of additional stress, and may be a contributory factor leading to extreme hardship such as homelessness. The disorder has adverse effects on the sufferer's social relationships, leading to social withdrawal. Problems in the family and break-up of significant relationships are not uncommon.

Sufferers may also develop further, secondary psychological disorders as complications of the PTSD. The most common complications are:

- the use of alcohol, drugs, caffeine or nicotine to cope with their symptoms, which may eventually lead to dependence
- depression, including the risk of suicide
- other anxiety disorders, such as panic disorder, which may lead to additional restrictions in the sufferer's life (for example, inability to use public transport).

Other possible complications of PTSD include somatisation, chronic pain and poor health (Schnurr & Green, 2003). Sufferers from PTSD are at greater risk of medical problems, including circulatory and musculoskeletal disorders, and have a greater number of medical conditions than people without PTSD (Ouimette *et al.*, 2004).

### **2.2.6 Economic costs**

The ONS report (McManus *et al.*, 2009) makes the point that, although common mental health disorders are usually less disabling than the major psychiatric disorders such as psychosis, their greater prevalence means that the cumulative cost to society is huge. Mixed anxiety and depression has been estimated to cause one fifth of days lost from work in Britain (Das-Munshi *et*

*al.*, 2008). Even before the recent expansion of the European Union, it was estimated that work-related stress affected at least 40 million workers in it's, then, 15 Member States and that it cost at least €20 billion annually. In the United Kingdom, it has been suggested that over 40 million working days are lost each year due to stress-related disorders (European Agency for Safety and Health at Work, 2000).

### *Costs of depression*

Depression is associated with high prevalence and treatment costs, and is considered one of the most important risk factors for suicide (Knapp & Illson, 2002). Furthermore, depression has a large impact on workplace productivity. As a result, depression places an enormous burden on both the health care system and the broader society.

A recent review was conducted by the King's Fund in 2006 to estimate mental health expenditure, including depression, in England for the next 20 years, to 2026 (McCrone *et al.*, 2008). Based on the estimate that 1.45 million people would have depression in 2026, the authors estimated that the total service cost would be £12.2 billion when accounting for prescribed drugs, inpatient care, other NHS services, supported accommodation, social services and lost employment in terms of workplace absenteeism.

One of the key findings from the cost-of-illness literature is that the indirect costs of depression far outweigh the health service costs. A study by Thomas and Morris (2003) suggested that the effect on lost employment and productivity was 23 times larger than the costs falling to the health service. Other studies have also supported these findings. Based on UK labour market survey data, Almond and Healey (2003) estimated that respondents with self-reported depression/anxiety were three times more likely to be absent from work (equivalent to 15 days per year) than workers without depression/anxiety. Furthermore, a US-based study suggests that depression is a major cause of reduced productivity whilst at work, in terms of 'work cut-back days' (Kessler *et al.*, 2001). This reduced workplace productivity is unlikely to be adequately measured by absenteeism rates and further emphasises the 'hidden costs' of depression (Knapp, 2003).

Other intangible costs of depression include the impact on the quality of life of sufferers and their carers and families. Certainly, the cost-of-illness calculations presented here and in Table 2 show that depression imposes a significant burden on individuals and their carers, family members, the healthcare system and on the broader economy through lost productivity and workplace absenteeism. Furthermore, it is anticipated that these costs will continue to rise significantly in future years. Therefore, it is important that the efficient use of available healthcare resources is used to maximise health benefits for people with depression.

### *Cost of anxiety disorders*

Anxiety disorders place a significant burden on individuals as well as on the healthcare system. Although direct comparisons between studies are challenging, due to variations in country, health services and year of interest, economic cost has been estimated at over \$40 billion (Andlin-Sobocki *et al.*, 2005; see Table 2 for further information). Estimated costs are incurred by healthcare resource utilisation such as mental health services, medication, hospitalisation, nursing homes and outpatient visits, productivity losses and, at a lower extent, by provision of other services such as criminal justice services, social welfare administration, incarceration as well as family care-giving (0.8%) (Andlin-Sobocki *et al.*, 2005).

Total cost is not the only important outcome to consider when investigating cost. Marciniak and colleagues (2005) found that the total medical cost per person with any anxiety disorder was estimated at \$6,475 in 1999. More specifically, when looking at GAD alone, the figure increased to \$2,138 when controlling for demographics and other disease states. This increased cost may be due to factors such as increased outpatient mental health service use, medical specialist service use. Furthermore, people with anxiety tend to miss more days of work or to have a short-term disability relative to controls (Marciniak *et al.*, 2004).

Anxiety disorders are associated with a wide range of comorbidities, which result in a substantial increase in the total healthcare costs. Sou  tre and colleagues (1994) estimated the total direct and indirect costs incurred by people with GAD with and without comorbidities using data on 999 people participating in a French cross-sectional study. Controlling for confounding variables, the prevalence of healthcare utilisation in terms of hospitalisation, laboratory tests and medications and the respective medical costs were found to be significantly higher in people with GAD and other comorbidities than those without comorbidities. Moreover, comorbidities were associated with increased absenteeism from work. In particular, comorbid depression (Marciniak *et al.*, 2005; Wetherell *et al.*, 2007; Zhu *et al.*, 2009) and physical pain (Olfson & Gameroff, 2007; Zhu *et al.*, 2009) have been found to have a significant impact on treatment costs incurred by people with GAD.

**Table 2. Summary of cost of illness data for depression and anxiety**

	Measurement of cost	Cost	Reference	Country
<b>Depression</b>	Estimated total service cost (2007-2026)	£1.7-3 billion	McCrone <i>et al.</i> , 2008	UK
	Estimated total service cost, accounting for lost employment (2007)	£7.5-12.2 billion	McCrone <i>et al.</i> , 2008	UK
<b>Anxiety</b>	Estimated total service cost (1990)	\$46.6 billion	DuPont <i>et al.</i> , 1998	US
	Estimated total service cost (1998)	\$63.1 billion	Greenberg <i>et al.</i> , 1999	US
	Estimated total service cost (2004)	€41 billion	Andlin-Sobocki <i>et al.</i> , 2005	Europe
	Average annual excess service cost (2004)	€1628	Andlin-Sobocki <i>et al.</i> , 2005	Europe
	Estimated the total annual cost of routine treatment for GAD (1997)	AUS\$112.3 million	Andrews <i>et al.</i> , 2004	Australia
	Estimated the total annual cost of optimal, increased treatment for GAD (1997)	AUS\$205.1 million	Andrews <i>et al.</i> , 2004	Australia
	Total medical cost per person with any anxiety disorder (1999)	\$6475	Marciniak <i>et al.</i> , 2005	US
	Increase in total medical cost per person, controlling for demographics and other disease states (1999)	\$2138	Marciniak <i>et al.</i> , 2005	US
<i>Note.</i> AUS = Australia; GAD = Generalised anxiety disorder.				

### ***Costs of PTSD***

In 2003–4, social and welfare costs of claims for incapacitation and severe disablement from severe stress and PTSD amounted to £103 million, which is £55 million more than was claimed 5 years previously (Hansard, 2004). Therefore, PTSD presents an enormous economic burden on families, the national health services and society as a whole.

## 2.3 TREATMENT

A number of treatments exist for common mental health disorders. However, as this guideline is predominantly interested in the identification and assessment of these conditions, these will only be discussed briefly. For more information, please see the relevant guideline from the list at the beginning of the chapter.

### 2.3.1 Pharmacological treatments

#### *Depression*

There is a wide range of anti-depressants available for people with depression. Pharmacological treatments include tricyclic antidepressants (TCAs), selective serotonin reuptake inhibitors (SSRIs, drugs chemically related to, but different from, the TCAs, such as trazodone, and a range of other chemically unrelated antidepressants including mirtazapine (British National Formulary (BNF) 57, 2009).

#### *Generalised anxiety disorder*

Placebo-controlled trials indicate that a wide range of medicines with differing pharmacological properties can be effective in the treatment of GAD (Baldwin *et al.*, 2005). In recent years antidepressant medications such as the SSRIs have been increasingly used to treat GAD (Baldwin *et al.*, 2005).

Conventional antipsychotic drugs and the newer 'atypical' antipsychotic agents have also been used in the treatment in GAD, both as a sole therapy and as an 'add-on' to SSRI therapy when the latter has proved ineffective (Pies, 2009). However, the greater side effect burden of antipsychotic drugs means that presently their use is restricted to patients with refractory conditions, with prescribing guided by secondary care physicians.

#### *Panic disorder*

There is evidence to support the use of pharmacological intervention in the treatment of panic disorder, in particular with SSRIs. Where a patient has not responded to an SSRI, other related antidepressants may be of benefit. There is little good evidence to support the use of benzodiazepines. In contrast to a number of other depressive and anxiety disorders there is little evidence to support the use of pharmacological and psychological interventions in combination.

#### *Obsessive-compulsive disorder*

Pharmacological investigation have demonstrated effectiveness in OCD, in particular SSRIs and related antidepressants (Montgomery *et al.*, 2001; Zohar & Judge, 1996) for moderate to severe presentations, especially if the problem



has a chronic course; this may be in combination with psychological interventions.

### *Post-traumatic stress disorder*

At present there is no conclusive evidence that any drug treatment helps as an early intervention for the treatment of PTSD-specific symptoms (NCCMH, 2005). However, for sufferers who are acutely distressed, and may in particular be experiencing significant sleep problems, consideration may be given to the use of medication. Drug treatments for PTSD should not be used as a routine first-line treatment for adults (in general use or by specialist mental health professionals) in preference to a trauma-focused psychological therapy. Drug treatments should be considered for the treatment of PTSD in adults when a sufferer expresses a preference not to engage in a trauma-focused psychological treatment. The SSRI paroxetine is the only drug with a current UK product licence for PTSD.

## **2.3.2 Psychological treatments**

### *Depression*

Effective psychological treatments for depression identified depression guideline update include: cognitive behavioural therapy (CBT), behavioural activation (BA); interpersonal therapy (IPT), behavioural couples therapy and mindfulness-based cognitive therapy (MBCT). For moderate to severe disorders these are often provided in conjunction with antidepressants. For subthreshold and milder disorders, structured group physical activity programmes, facilitated self-help, and computerised cognitive behavioural therapy (CCBT) are effective interventions. .

### *Generalised anxiety disorder*

Cognitive and behavioural approaches are the treatments of choice for GAD. Those individuals who have moderate to severe disorder, particularly if the problem is long-standing, should be offered CBT or applied relaxation. For those with milder and more recent onset disorders two options are available: facilitated or non-facilitated self-help based on CBT principles and psychoeducational groups also based on CBT principles.

### *Panic disorder*

Cognitive and behavioural approaches are again the treatments of choice for panic disorder. Those individuals who have moderate to severe disorder, particularly if the problem is long-standing, should receive a therapist-provided treatment totalling between 7 to 14 hours of treatment over a 4-month period. For those with milder and more recent onset disorders, facilitated or non-facilitated self-help based on CBT principle are efficacious treatments.

### *Obsessive-compulsive disorder*

CBT is the most widely used psychological treatment for OCD in adults (Roth & Fonagy, 2004). The main CBT interventions that have been used in the treatment of OCD are exposure and response prevention (ERP) (for example, Foa & Kozak, 1996; Marks, 1997), different variants of cognitive therapy (Clark, 2004; Freeston *et al.*, 1996; Frost & Steketee, 1999; Krochmalik *et al.*, 2001; Rachman, 1998; 2002; 2004; Salkovskis, 1999; van Oppen & Arntz, 1994; Wells, 2000), and a combination of ERP and cognitive therapy (see Kobak *et al.*, 1998; Roth & Fonagy, 2004). ERP and cognitive therapy have different theoretical underpinnings but may be used together in a coherent package.

### ***Post-traumatic stress disorder***

General practical and social support and guidance about the immediate distress and the likely course of symptoms should be given to anyone following a traumatic incident. Trauma-focused psychological treatments are effective for the treatment of PTSD, either trauma-focused cognitive behavioural therapy or eye movement desensitisation and reprocessing (EMDR). These treatments are normally provided on an individual outpatient basis and are effective even when considerable time has elapsed since the traumatic events(s).

### **2.3.3 Current levels of treatment of common mental health disorders**

It is concerning that, according to the ONS survey only one quarter (24%) of people with a disorder in the past week were receiving any treatment for it. Treatment received by the 24% was mostly in the form of medication: 14% were taking psychoactive medication only, 5% were in receipt of counselling or therapy and 5% were receiving both medication and counselling/therapy (McManus *et al.*, 2009).

#### ***Use of health care services***

Of the people reporting a common mental health disorder in the ONS survey, 39% had used some type of health care service for a mental or emotional problem within the last year, compared with 6% of men and women without a disorder.

#### ***Primary care services***

General practice (GP) services were the most common health care service used in the ONS survey. A total of 38% of people with a common mental health disorder contacted their GP for help. Depression and phobias were associated with the highest use of health care services for a mental or emotional problem (both 67%), and mixed anxiety and depression was associated with the lowest (30%) (McManus *et al.*, 2009).

#### ***Community care services***

All respondents in the ONS survey were asked about community and day care services used in the past year. Community and day care services were used less than health care services. Those with phobias made most use of community or day care services (49%), while mixed anxiety and depressive disorder was associated with the lowest rate of community or day care service use (12%).

In summary, common mental health disorders are associated with a range of symptoms which can lead to significant impairment and disability, and high costs both for the individual sufferer and for society as a whole. Effective treatments are available which differ between the different disorders. As a result, early detection, assessment, and intervention are key priorities for any health care system. This guideline, which is focused on primary care, will provide recommendations on how to best identify and assess common mental health disorders and the key indicators for treatment in order to help improve and facilitate access to care, and the route through care.

## 2.4 IDENTIFICATION, ASSESSMENT, AND PATHWAYS TO CARE

Goldberg and Huxley (1992) described a useful model within which to consider issues relating to the identification, assessment and pathway to psychiatric care for people with common mental health disorders (see Figure 1). They identified five levels of care, with 'filters' between them relating to the behaviour of those with the disorders and to the behaviours of the health care practitioners with whom they came into contact, emphasising that only a small proportion of sufferers end up receiving specialist psychiatric care.

Level 1 The community	Annual prevalence 260-315/1000
Filter 1 Decision to consult a primary care physician	
Level 2 Primary care (total)	Annual prevalence 230/1000
Filter 2 Recognition by the primary care physician	
Level 3 Primary care (conspicuous)	Annual prevalence 101/1000
Filter 3 Referral by GP to secondary care	
Level 4 Psychiatric outpatient care	Annual prevalence 23/1000
Filter 4 Decision by psychiatrist to admit	
Level 5 Psychiatric inpatient care	Annual prevalence 6/1000

**Figure 1: Levels and filters model of the pathway to psychiatric care**

(adapted from Goldberg & Huxley)

The prevalence rates given above are taken from the original model, and relate to proportions found in epidemiological surveys conducted prior to 1980. The Level 1 figures refer to all psychiatric disorders in the population, including psychotic and organic disorders, so the prevalence rates are

somewhat higher than those given for the common mental health disorders in section 2.2.2 above.

For Filter 1, the decision to consult a primary care physician, the key individual is the patient themselves. Level 2 refers to all psychiatric disorders in general practice, even if the GP has not diagnosed the disorder. Filter 2 refers to the detection and diagnosis of psychiatric disorder; so Level 3 is 'conspicuous' or diagnosed psychiatric disorder within primary care. The third filter is the process of referral to secondary care, and Levels 4 and 5 refer to the small proportion of patients with illnesses severe enough to need specialist, secondary care.

### **2.4.1 Increasing access to care**

There are significant concerns about a number of barriers to access. These may include stigma (both cultural and self and stigmatisation), misinformation or cultural beliefs about the nature of mental disorder, social policy or other approaches which limit access to services.

#### ***Presentation of people with common mental health disorders to primary care***

Of the 130 cases of depression (including mild cases) per 1000 population only 80 will consult their GP. The stigma associated with mental health problems generally (Sartorius, 2001), and the public view that others might view a person with depression as unbalanced, neurotic and irritating (Priest *et al.*, 1996), may partly account for the reluctance of depressed people to seek help (Bridges & Goldberg, 1987). The most common reasons given for reluctance to contact the family doctor include: did not think anyone could help (28%); a problem one should be able to cope with (28%); did not think it was necessary to contact a doctor (17%); thought problem would get better by itself (15%); too embarrassed to discuss it with anyone (13%); afraid of the consequences (for example, treatment, tests, hospitalisation, being sectioned under the Mental Health Act (10%) (Meltzer *et al.*, 2000).

Most anxiety disorders are found more frequently in primary care than in the community except for social phobia and agoraphobia, both of which involve avoidance of public places like doctors' surgeries (Bushnell *et al.*, 2005; Oakley Browne *et al.*, 2006; see Table 3). However, even when people with anxiety and depression do consult their general practitioner, their disorder often goes unrecognised, partly because many do not present their psychological symptoms overtly.

**Table 3. Twelve-month prevalence of anxiety disorders in New Zealand (Oakley Browne *et al.*, 2006)**

Condition	Prevalence (%) in primary care (N = 908)	Prevalence (%) in the community (N = 12,992)
Any anxiety disorder	20.7	14.8
GAD	6.6	2.9
Panic disorder without agoraphobia	2.0	1.7
Agoraphobia	0.2	0.6
Specific phobia	11.0	7.3
Social phobia	3.7	5.1
OCD	2.9	0.6
PTSD	3.4	3.0
<i>Note.</i> GAD = Generalised anxiety disorder; OCD = Obsessive Compulsive Disorder; PTSD = Post-traumatic stress disorder.		

Dowrick and colleagues (2010) carried out systematic reviews to identify groups for whom there are particular problems with access to mental health, and to identify systems for promoting access to mental health services. Poorer access to care has been found to be associated with lower social class, particular geographical locations, ethnic minority groups, the presence of sensory or other impairments, the presence of learning difficulties, and particular demographic factors including age and gender (for example, older people or younger men).

This guideline seeks to identify service developments or changes which may be specifically designed to promote access, both for the general population and for specific outreach groups (see Chapter 4). Particular areas include: community outreach; providing education and information concerning the nature of mental disorder; and new and adapted models of service delivery which focus on the needs of black and ethnic minority groups and older people.

## 2.4.2 Identification

### *Recognition of depression*

Of the 80 depressed people per 1000 population who do consult their GP, 49 are not recognised as depressed, mainly because most such patients are consulting for a somatic symptom, and do not consider themselves mentally unwell, despite the presence of symptoms of depression (Kisely *et al.*, 1995). People who present with somatic symptoms are especially unlikely to be recognised (Kisely *et al.*, 1995). GPs tend to be better at recognising more

severe forms of the disorder (Goldberg *et al.*, 1998; Thompson *et al.*, 2001). With 50% of people with depression never consulting a doctor, 95% never entering secondary mental health services, and many more having their depression going unrecognised and untreated, this is clearly a problem for primary care.

### ***Recognition of anxiety disorders***

Anxiety symptoms are also often not recognised by primary health care professionals, as once again patients may not complain of them overtly (Tylee & Walters, 2007). Cases of anxiety are especially likely to be missed when people frequently attend with multiple symptoms, despite reassurance. Instead, these symptoms are often characterised as possible symptoms of cardiovascular disease, respiratory disease, gastrointestinal disease, neurological disease, or musculoskeletal disease (Blashki *et al.*, 2007).

For many people with a common mental health disorder, stigma and avoidance may contribute to under-recognition of their condition. Pessimism about possible treatment outcomes may further contribute to this. However, GPs themselves can contribute to the under-recognition of these conditions.

### ***Consultation skills***

General practitioners are immensely variable in their ability to recognise depressive illnesses, with some recognising virtually all the patients found to be depressed at independent research interview, and others recognising very few (Goldberg & Huxley, 1992; Üstün & Sartorius, 1995).

The communication skills of the GP make a vital contribution to determining their ability to detect emotional distress, and those with superior skills allow their patients to show more evidence of distress during their interviews, thus facilitating detection (Goldberg & Bridges, 1988; Goldberg *et al.*, 1993).

According to Goldberg and colleagues (Goldberg *et al.*, 1980a, 1980b), 10 behaviours are associated with greater detection. These include factors such as making eye contact, having good interview skills, asking well formulated questions and focussing on more than just a symptom count. Attempts to improve GP behaviour have been successful (Tiemens *et al.*, 1999; Ostler *et al.*, 2001), although results are mixed (Thompson *et al.*, 2000; Kendrick *et al.*, 2001) and interventions sometimes fail to impact on patient outcomes, despite changes in clinician behaviour (Gask *et al.*, 2004).

### ***Case identification***

The fact that common mental health disorders often go undiagnosed among primary care attenders has led to suggestions that clinicians should systematically screen for hidden disorders. However, general screening is not without its problems, and is currently not recommended in most countries, including the UK. Instead, targeted case identification, which involves

screening a smaller group of people known to be at higher risk based on the presence of particular risk factors, may be a more useful method of improving recognition of psychological disorders in primary care.

Whooley and colleagues (1997) found that two questions were particularly sensitive in identifying depression:

- During the last month, have you often been bothered by feeling down, depressed or hopeless?
- During the last month, have you often been bothered by having little interest or pleasure in doing things?

The current NICE (2010) depression guideline has recommended that GPs be alert to possible depression in at risk patients, and consider asking the above Whooley questions when depression is suspected. If the person screens positive, further follow-up assessments should then be considered. Currently, no equivalent Whooley questions have been recommended for anxiety.

The view of the GDG for this guideline was that the development of separate case identification questions for each type of anxiety disorder would very likely be impractical and have no utility for routine use in primary care. The preference was to explore the possibility of a small number of case identification questions with general applicability for a range of anxiety disorders. A potentially positive response would then prompt a further assessment. This question is dealt with in Chapter 5.

### **2.4.3 Assessment**

Since April 2006 the UK general practice contract quality and outcomes framework (QOF) has incentivised general practitioners for measuring the severity of depression at the outset of treatment in all diagnosed cases, using validated questionnaires (British Medical Association and NHS Employers, 2006). The aim is to improve the targeting of treatment of diagnosed cases, particularly antidepressant prescribing, to those with moderate to severe depression, in line with the NICE guidelines.

A number of assessment tools have been identified as potentially useful for the assessment. The NICE (2010) depression update for example, recommends the use of the 9-item Patient Health Questionnaire (PHQ-9) (Spitzer *et al.*, 1999), the depression scale of the Hospital Anxiety and Depression Scale (HADS) (Zigmond & Snaith, 1983) and the Beck Depression Inventory, 2<sup>nd</sup> edition (BDI-II) (Beck 1996, Arnau *et al.*, 2001). The rationale for using such instruments is that doctors' global assessments of severity do not agree well with valid and reliable self-report measures of severity in terms of cut-off levels for case identification (Dowrick, 1995; Williams *et al.*, 2002; Lowe *et al.*, 2004; Kendrick *et al.*, 2005), which can result in over-treatment of mild

cases and under-treatment of moderate to severe cases (Kendrick *et al.*, 2001; Kendrick *et al.*, 2005).

However, the QOF guidance, again in line with the NICE guidance, also recommends that clinicians consider the degree of associated disability, previous history, and patient preference when assessing the need for treatment, rather than relying completely on the questionnaire score (British Medical Association and NHS Employers, 2006). This is especially important given that people with mental illness vary in the pattern of symptoms they experience, their family history, personalities, pre-morbid difficulties (for example, sexual abuse), physical illness, psychological mindedness, current relational and social problems and comorbidities – all of which may affect the outcomes of any intervention (for example, Cassano & Fava, 2002; Ramachandani & Stein, 2003).

Currently, evidence exists that points practitioners in the direction of well validated tools. As a result, this guideline will not attempt to recommend specific tools, as preferences vary between practices. Instead, this guideline will focus on ways to improve the assessment process. Specifically, the guideline will look at how to assess the nature and severity of a common mental health disorder, factors that may influence referral for treatment and routine outcome monitoring and risk assessment.

#### **2.4.4 Pathways to care**

Given the complexity of healthcare organisations, and the variation in the way care is delivered (inpatient, outpatient, day hospital, community teams, etc.), choosing the right service configuration for the delivery of care to specific groups of people has gained increasing interest with regard to both policy (for example, see Department of Health, 1999b), and research (for example, evaluating day hospital treatment, Marshall *et al.*, 2001). Research using RCT designs has a number of difficulties; for example, using comparators such as ‘standard care’ in the US make the results difficult to generalise or apply to countries with very different types of ‘standard care’.

##### ***Stepped care***

Currently, much of the UK mental health system is organised around the principles of stepped care. Stepped care (Scogin *et al.*, 2003) is a framework which is increasingly being used in the UK to provide a framework for best-practice clinical pathways to care. Stepped care is designed to increase the efficiency of service provision with an overall benefit to patient populations. The basic principle is that patients presenting with a common mental health disorder will ‘step through’ progressive levels of treatment as necessary, with the expectation that many of these patients will recover during the less intensive phases. High- intensity treatments are reserved for patients who do not benefit from low- intensity treatments, or for those who can be accurately



predicted not to benefit from such treatments. Thus, stepped care has the potential for deriving the greatest benefit from available therapeutic resources (Bower & Gilbody, 2005), and has been recommended in a number of NICE guidelines including the depression guideline update (2010) and generalised anxiety disorder and panic disorder guideline update (forthcoming, 2011).

A potential disadvantage of a stepped care approach is that patients who do not benefit from low intensity treatments may still have to undergo such treatments before a successful outcome is achieved. To maximise the efficiency of care delivery patients who can be predicted as unlikely to respond to less intensive treatments ideally should be referred straight to higher levels: that is, care should be 'stratified' to an extent (Bower *et al.*, 2006). However, prognostic evidence to support such decisions is currently lacking.

### *Improving Access to Psychological Therapies (IAPT) programme*

In 2004 the economist Richard Layard made the case for a major expansion in the availability of psychological treatments which he suggested could bring a significant reduction in the welfare benefits bill and increased tax contributions of those helped back to work. In 2006 the government established the Improving Access to Psychological Therapies (IAPT) programme, based heavily on the stepped care approach. Clark and colleagues (2008) reported on the initial success of two demonstration sites in Newham and Doncaster, and the IAPT programme proposes a phased national roll out to all PCTs by 2013 – to date over 50% of PCTs have an IAPT service. Self-referral to IAPT services is also actively encouraged, with emerging evidence to suggest that it increases access for vulnerable groups such as BME groups to psychological interventions (Clark *et al.*, 2008).

## 3 METHOD USED TO DEVELOP THIS GUIDELINE

### 3.1 OVERVIEW

The development of this guideline drew upon methods outlined by NICE (further information is available in *The Guidelines Manual* [NICE, 2009b]). A team of health professionals, lay representatives and technical experts known as the Guideline Development Group (GDG), with support from the NCCMH staff, undertook the development of a patient centred, evidence-based guideline. There are six basic steps in the process of developing a guideline:

1. Define the scope, which sets the parameters of the guideline and provides a focus and steer for the development work.
2. Define review questions considered important for practitioners and service users.
3. Develop criteria for evidence searching and search for evidence.
4. Design validated protocols for systematic review and apply to evidence recovered by search.
5. Synthesise and (meta-) analyse data retrieved, guided by the review questions, and produce GRADE evidence profiles and summaries.
6. Answer review questions with evidence-based recommendations for clinical practice.

The clinical practice recommendations made by the GDG are therefore derived from the most up-to-date and robust evidence base for the clinical and cost effectiveness of the treatments and services used in the treatment and management of common mental health disorders. In addition, to ensure a service user and carer focus, the concerns of service users and carers regarding health and social care have been highlighted and addressed by recommendations agreed by the whole GDG.

### 3.2 THE SCOPE

Guideline topics are selected by the Department of Health and the Welsh Assembly Government, which identify the main areas to be covered by the guideline in a specific remit (see *The Guidelines Manual* [NICE, 2009b] for further information). The NCCMH developed a scope for the guideline based on the remit. The purpose of the scope is to:

- provide an overview of what the guideline will include and exclude
- identify the key aspects of care that must be included
- set the boundaries of the development work and provide a clear framework to enable work to stay within the priorities agreed by NICE

and the NCC and the remit from the Department of Health/Welsh Assembly Government

- inform the development of the review questions and search strategy
- inform professionals and the public about expected content of the guideline
- keep the guideline to a reasonable size to ensure that its development can be carried out within the allocated period.

An initial draft of the scope was sent to registered stakeholders who had agreed to attend a scoping workshop. The workshop was used to:

- obtain feedback on the selected key clinical issues
- identify which patient or population subgroups should be specified (if any)
- seek views on the composition of the GDG
- encourage applications for GDG membership.

The draft scope was subject to consultation with registered stakeholders over a 4-week period. During the consultation period, the scope was posted on the NICE website ([www.nice.org.uk](http://www.nice.org.uk)). Comments were invited from stakeholder organisations and the Guideline Review Panel (GRP). Further information about the GRP can also be found on the NICE website. The NCCMH and NICE reviewed the scope in light of comments received, and the revised scope was signed off by the GRP.

### **3.3 THE GUIDELINE DEVELOPMENT GROUP**

The GDG consisted of: professionals in psychiatry, clinical psychology, nursing and general practice; academic experts in psychiatry and psychology; two service users and a carer. The guideline development process was supported by staff from the NCCMH, who undertook the clinical and health economics literature searches, reviewed and presented the evidence to the GDG, managed the process, and contributed to drafting the guideline.

#### **3.3.1 Guideline Development Group meetings**

Nine GDG meetings were held between December 2009 and January 2011. During each day-long GDG meeting review questions and clinical and economic evidence were reviewed and assessed, and recommendations formulated. At each meeting, all GDG members declared any potential conflicts of interest, and service user and carer concerns were routinely discussed as part of a standing agenda.

#### **3.3.2 Service users and carers**

Individuals with direct experience of services gave an integral service-user focus to the GDG and the guideline. The GDG included two service users and

a carer. They contributed as full GDG members to writing the review questions, helping to ensure that the evidence addressed their views and preferences, highlighting sensitive issues and terminology relevant to the guideline, and bringing service-user research to the attention of the GDG. In drafting the guideline, they contributed to developing the evidence chapters and identified recommendations from the service user and carer perspective.

### 3.4 REVIEW QUESTIONS

Review (clinical) questions were used to guide the identification and interrogation of the evidence base relevant to the topic of the guideline. Before the first GDG meeting, an analytic framework (see Appendix 4) was prepared by NCCMH staff based on the scope and an overview of existing guidelines, and discussed with the guideline Chair. The framework was used to provide a structure from which the review questions were drafted. Both the analytic framework and the draft review questions were then discussed by the GDG at the first few meetings and amended as necessary. Where appropriate, the framework and questions were refined once the evidence had been searched and, where necessary, sub-questions were generated. Questions submitted by stakeholders were also discussed by the GDG and the rationale for not including any questions was recorded in the minutes. The final list of review questions can be found in Appendix 4.

For questions about interventions or service delivery models, the PICO (Patient/population, Intervention, Comparison and Outcome) framework was used (see Table 4).

**Table 4: Features of a well-formulated question on effectiveness intervention – the PICO guide**

<b>Patients/ population</b>	Which patients or population of patients are we interested in? How can they be best described? Are there subgroups that need to be considered?
<b>Intervention</b>	Which intervention, treatment or approach should be used?
<b>Comparison</b>	What is/are the main alternative/s to compare with the intervention?
<b>Outcome</b>	What is really important for the patient? Which outcomes should be considered: intermediate or short-term measures; mortality; morbidity and treatment complications; rates of relapse; late morbidity and readmission; return to work, physical and social functioning and other measures such as quality of life; general health status; costs?

In some situations, the prognosis of a particular condition is of fundamental importance, over and above its general significance in relation to specific interventions. Areas where this is particularly likely to occur relate to assessment of risk, for example in terms of behaviour modification or case identification and early intervention. In addition, review questions related to issues of service delivery are occasionally specified in the remit from the Department of Health/Welsh Assembly Government. In these cases, appropriate review questions were developed to be clear and concise.

To help facilitate the literature review, a note was made of the best study design type to answer each question. There are four main types of review question of relevance to NICE guidelines. These are listed in Table 5. For each type of question, the best primary study design varies, where 'best' is interpreted as 'least likely to give misleading answers to the question'.

However, in all cases, a well-conducted systematic review (of the appropriate type of study) is likely to always yield a better answer than a single study.

Deciding on the best design type to answer a specific review question does not mean that studies of different design types addressing the same question were discarded.

**Table 5: Best study design to answer each type of question**

Type of question	Best primary study design
Effectiveness or other impact of an intervention	RCT; other studies that may be considered in the absence of RCTs are the following: internally/externally controlled before and after trial, interrupted time-series
Accuracy of information (for example, risk factor, test, prediction rule)	Comparing the information against a valid gold standard in a randomised trial or inception cohort study
Rates (of disease, patient experience, rare side effects)	Prospective cohort, registry, cross-sectional study
Costs	Naturalistic prospective cost study
<i>Note.</i> RCT = Randomised controlled trial.	

### 3.5 SYSTEMATIC CLINICAL LITERATURE REVIEW

The aim of the clinical literature review was to systematically identify and synthesise relevant evidence from the literature in order to answer the specific review questions developed by the GDG. Thus, clinical practice recommendations are evidence-based, where possible, and, if evidence is not

available, informal consensus methods are used (see Section 3.5.5) and the need for future research is specified.

### 3.5.1 Methodology

A stepwise, hierarchical approach was taken to locating and presenting evidence to the GDG. The NCCMH developed this process based on methods set out by NICE(*The Guidelines Manual* [NICE, 2009b]), and after considering recommendations from a range of other sources. These included:

- Clinical Policy and Practice Program of the New South Wales Department of Health (Australia)
- BMJ Clinical Evidence
- Grading of Recommendations: Assessment, Development and Evaluation (GRADE) Working Group
- New Zealand Guidelines Group
- NHS Centre for Reviews and Dissemination
- Oxford Centre for Evidence-Based Medicine
- Oxford Systematic Review Development Programme
- Scottish Intercollegiate Guidelines Network (SIGN)
- The Cochrane Collaboration
- United States Agency for Healthcare Research and Quality.

### 3.5.2 The review process

#### *Scoping searches*

A broad preliminary search of the literature was undertaken in October 2009 to obtain an overview of the issues likely to be covered by the scope, and to help define key areas. Searches were restricted to clinical guidelines, health technology assessment reports, key systematic reviews and RCTs, and conducted in the following databases and websites:

- BMJ Clinical Evidence
- Canadian Medical Association (CMA) Infobase [Canadian guidelines]
- Clinical Policy and Practice Program of the New South Wales Department of Health (Australia)
- Clinical Practice Guidelines [Australian Guidelines]
- Cochrane Central Register of Controlled Trials (CENTRAL)
- Cochrane Database of Abstracts of Reviews of Effects (DARE)
- Cochrane Database of Systematic Reviews (CDSR)
- Embase
- Guidelines International Network (G-I-N)
- Health Evidence Bulletin Wales
- Health Management Information Consortium [HMIC]
- Health Technology Assessment (HTA) database (technology assessments)

- Medline / Medline in Process
- National Health and Medical Research Council (NHMRC)
- National Library for Health (NLH) Guidelines Finder
- New Zealand Guidelines Group
- NHS Centre for Reviews and Dissemination (CRD)
- OMNI Medical Search
- Scottish Intercollegiate Guidelines Network (SIGN)
- Turning Research Into Practice (TRIP)
- United States Agency for Healthcare Research and Quality (AHRQ)
- Websites of NICE and the National Institute for Health Research (NIHR) HTA Programme for guidelines and HTAs in development.

Existing NICE guidelines were updated where necessary. Other relevant guidelines were assessed for quality using the AGREE instrument (AGREE Collaboration, 2003). The evidence base underlying high-quality existing guidelines was utilised and updated as appropriate. Further information about this process can be found in *The Guidelines Manual* (NICE, 2009b).

### *Systematic literature searches*

After the scope was finalised, a systematic search strategy was developed to locate all the relevant evidence. The balance between sensitivity (the power to identify all studies on a particular topic) and specificity (the ability to exclude irrelevant studies from the results) was carefully considered, and a decision made to utilise a broad approach to searching, to identify as complete a set as possible of clinically relevant studies.

Searches were conducted in the following databases:

- CINAHL
- Embase
- Medline / Medline In-Process
- PsycINFO
- CENTRAL
- CDSR
- DARE

The search strategies were initially developed for Medline before being translated for use in other databases/interfaces. Strategies were built up from a number of trial searches, and discussions of the results of the searches with the review team/GDG, to ensure that all possible relevant search terms were covered.

### *Reference Manager*

Citations from each search were downloaded into Reference Manager (a software product for managing references and formatting bibliographies) and duplicates removed. Records were then screened against the inclusion criteria of the reviews before being quality appraised (see below). The unfiltered

search results were saved and retained for future potential re-analysis to help keep the process both replicable and transparent.

### *Search filters*

To aid retrieval of relevant and sound studies, filters were used to limit the searches to systematic reviews, randomised controlled trials (RCTs) and observational studies. The systematic review and RCT filters are adaptations of designs constructed by the Centre for Reviews and Dissemination (CRD) and the Health Information Research Unit of McMaster University, Ontario. The observational studies filter was developed in-house. Each filter comprises index terms relating to the study type(s) and associated text words for the methodological description of the design(s).

### *Date and language restrictions*

Systematic database searches were initially conducted in December 2009 up to the most recent searchable date. Search updates were generated on a 6-monthly basis, with the final re-runs carried out in September 2010 ahead of the guideline consultation. After this point, studies were only included if they were judged to be exceptional by the GDG (for example, if the evidence was likely to change a recommendation).

Although no language restrictions were applied at the searching stage, foreign language papers were not requested or reviewed, unless they were of particular importance to a clinical question. Date restrictions were applied for searches for systematic reviews, and for updates of published reviews only (see Appendix 5). No date restrictions were imposed for the remainder of the searches.

### *Other search methods*

Other search methods involved: 1) scanning the reference lists of all eligible publications (systematic reviews, stakeholder evidence and included studies) for more published reports and citations of unpublished research; 2) checking the tables of contents of key journals for studies that might have been missed by the database and reference list searches; 3) tracking key papers in the Science Citation Index (prospectively) over time for further useful references.

Full details of the Medline search strategies/filters used for the systematic review of clinical evidence are provided in Appendix 6.

### *Study selection and quality assessment*

All primary-level studies included after the first scan of citations were acquired in full and re-evaluated for eligibility at the time they were being entered into Review Manager or evidence tables. More specific eligibility criteria were developed for each review question and are described in the relevant clinical evidence chapters. Eligible systematic reviews and primary-level studies were critically appraised for methodological quality (see



Appendix 7 for methodology checklists). The eligibility of each study was confirmed by at least one member of the appropriate topic group.

For some review questions, it was necessary to prioritise the evidence with respect to the UK context (that is, external validity). To make this process explicit, the topic groups took into account the following factors when assessing the evidence:

- participant factors (for example, gender, age and ethnicity)
- provider factors (for example, model fidelity, the conditions under which the intervention was performed and the availability of experienced staff to undertake the procedure)
- cultural factors (for example, differences in standard care and differences in the welfare system).

It was the responsibility of each topic group to decide which prioritisation factors were relevant to each review question in light of the UK context and then decide how they should modify their recommendations.

### ***Unpublished evidence***

The GDG used a number of criteria when deciding whether or not to accept unpublished data. First, the evidence must have been accompanied by a trial report containing sufficient detail to properly assess the quality of the data. Second, the evidence must have been submitted with the understanding that data from the study and a summary of the study's characteristics would be published in the full guideline. Therefore, the GDG did not accept evidence submitted as commercial in confidence. However, the GDG recognised that unpublished evidence submitted by investigators might later be retracted by those investigators if the inclusion of such data would jeopardise publication of their research.

### **3.5.3 Data extraction**

Study characteristics and outcome data were extracted from all eligible studies, which met the minimum quality criteria, using Review Manager 5 (The Cochrane Collaboration, 2008) or word-based evidence tables.

Consultation with another reviewer or members of the GDG was used to overcome difficulties with coding. Where possible, two independent reviewers extracted data from new studies. Where double data extraction was not possible, data extracted by one reviewer was checked by the second reviewer. Disagreements were resolved through discussion. Where consensus could not be reached, a third reviewer or GDG members resolved the disagreement. Masked assessment (that is, blind to the journal from which the article comes, the authors, the institution and the magnitude of the effect) was not used since it is unclear that doing so reduces bias (Jadad *et al.*, 1996; Berlin, 2001).

### 3.5.4 Evidence synthesis and presentation

#### *Existing guidelines and systematic reviews*

Methods for conducting narrative synthesis, based on the work of Popay and colleagues (2006), were used to synthesise existing NICE guidelines relevant to common mental health disorder, and systematic reviews identified during the literature search. In most cases, a preliminary synthesis was made using tabulation. This was then used to write an evidence summary.

#### *Meta-analysis of diagnostic accuracy data*

Review Manager 5 was used to summarise diagnostic accuracy data from each study using forest plots and summary ROC plots. Where more than two studies reported appropriate data, a bivariate diagnostic accuracy meta-analysis was conducted using Stata 10 with the MIDAS (Module for Meta-analytical Integration of Diagnostic Test Accuracy Studies; Dwamena, 2007) command in order to obtain pooled estimates of sensitivity, specificity, likelihood ratios and diagnostic odds ratio.

#### **Sensitivity and specificity**

The sensitivity of an instrument refers to the proportion of those with the condition who test positive. An instrument that detects a low percentage of cases will not be very helpful in determining the numbers of service users who should receive a known effective treatment, as many individuals who should receive the treatment will not do so. This would lead to an under-estimation of the prevalence of the disorder, contribute to inadequate care and make for poor planning and costing of the need for treatment. As the sensitivity of an instrument increases, the number of false negatives it detects will decrease.

The specificity of an instrument refers to the proportion of those who do not have the condition and test negative. This is important so that healthy people are not offered treatments they do not need. As the specificity of an instrument increases, the number of false positives will decrease.

To illustrate this: from a population in which the point prevalence rate of anxiety is 10% (that is, 10% of the population has anxiety at any one time), 1000 people are given a test which has 90% sensitivity and 85% specificity. It is known that 100 people in this population have anxiety, but the test detects only 90 (true positives), leaving 10 undetected (false negatives). It is also known that 900 people do not have anxiety, and the test correctly identifies 765 of these (true negatives), but classifies 135 incorrectly as having anxiety (false positives). The positive predictive value of the test (the number correctly identified as having anxiety as a proportion of positive tests) is 40% ( $90/90+135$ ), and the negative predictive value (the number correctly identified as not having anxiety as a proportion of negative tests) is 98%

(765/765 +10). Therefore, in this example, a positive test result is correct in only 40% of cases, while a negative result can be relied upon in 98% of cases.

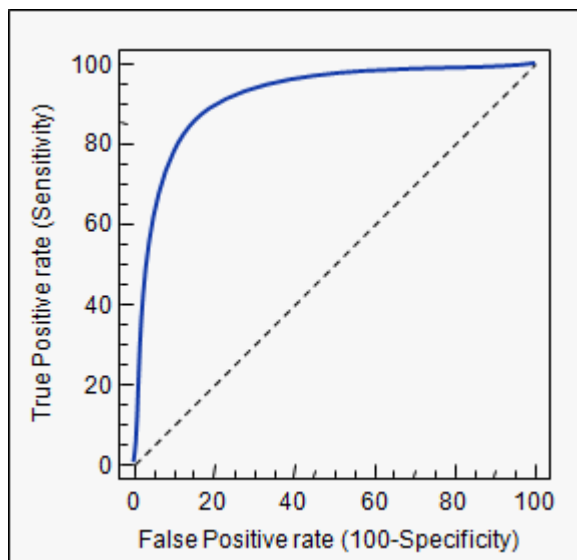
The example above illustrates some of the main differences between positive predictive values and negative predictive values in comparison with sensitivity and specificity. For both positive and negative predictive values, prevalence explicitly forms part of their calculation (see Altman & Bland, 1994a). When the prevalence of a disorder is low in a population this is generally associated with a higher negative predictive value and a lower positive predictive value. Therefore although these statistics are concerned with issues probably more directly applicable to clinical practice (for example, the probability that a person with a positive test result actually has anxiety) they are largely dependent on the characteristics of the population sampled and cannot be universally applied (Altman & Bland, 1994a).

On the other hand, sensitivity and specificity do not necessarily depend on prevalence of anxiety (Altman & Bland, 1994b). For example, sensitivity is concerned with the performance of an identification instrument conditional on a person having anxiety. Therefore the higher false positives often associated with samples of low prevalence will not affect such estimates. The advantage of this approach is that sensitivity and specificity can be applied across populations (Altman & Bland, 1994b). However, the main disadvantage is that clinicians tend to find such estimates more difficult to interpret.

When describing the sensitivity and specificity of the different instruments, the GDG defined values above 0.9 as 'excellent', 0.8 to 0.9 as 'good', 0.5 to 0.7 as 'moderate', 0.3 to 0.5 as 'low', and less than 0.3 as 'poor'.

### **Receiver operator characteristic curves**

The qualities of a particular tool are summarised in a receiver operator characteristic (ROC) curve, which plots sensitivity (expressed as a per cent) against (100-specificity) (see Figure 2).



**Figure 2: Receiver operator characteristic (ROC) curve**

A test with perfect discrimination would have an ROC curve that passed through the top left hand corner; that is, it would have 100% specificity and pick up all true positives with no false positives. While this is never achieved in practice, the area under the curve (AUC) measures how close the tool gets to the theoretical ideal. A perfect test would have an AUC of 1, and a test with AUC above 0.5 is better than chance. As discussed above, because these measures are based on sensitivity and 100-specificity, theoretically these estimates are not affected by prevalence.

#### **Negative and positive likelihood ratios**

Negative (LR-) and positive (LR+) likelihood ratios are thought not to be dependent on prevalence. LR- is calculated by sensitivity/1-specificity and LR+ is 1-sensitivity/ specificity. A value of LR+ >5 and LR- <0.3 suggests the test is relatively accurate (Fischer *et al.*, 2003).

#### **Diagnostic odds ratio**

The diagnostic odds ratio is LR+/LR-; a value of 20 or greater suggests a good level of accuracy (Fischer *et al.*, 2003).

#### **Publication bias**

Where there was sufficient data, we intended to use funnel plots to explore the possibility of publication bias. Asymmetry of the plot would be taken to indicate possible publication bias and investigated further. However, due to a paucity of data, funnel plots could not be used.

### **3.5.5 Method used to answer a review question in the absence of appropriately designed, high-quality research**

In the absence of appropriately designed, high-quality research, or where the GDG were of the opinion (on the basis of previous searches or their knowledge of the literature) that there were unlikely to be such evidence, an informal consensus process was adopted. This process focused on those questions that the GDG considered a priority.

### *Informal consensus*

The starting point for the process of informal consensus was that a member of the topic group identified, with help from the systematic reviewer, a narrative review that most directly addressed the review question. Where this was not possible, a brief review of the recent literature was initiated.

This existing narrative review or new review was used as a basis for beginning an iterative process to identify lower levels of evidence relevant to the review question and to lead to written statements for the guideline. The process involved a number of steps:

1. A description of what is known about the issues concerning the clinical question was written by one of the topic group members.
2. Evidence from the existing review or new review was then presented in narrative form to the GDG and further comments were sought about the evidence and its perceived relevance to the review question.
3. Based on the feedback from the GDG, additional information was sought and added to the information collected. This may include studies that did not directly address the review question but were thought to contain relevant data.
4. If, during the course of preparing the report, a significant body of primary-level studies (of appropriate design to answer the question) were identified, a full systematic review was done.
5. At this time, subject possibly to further reviews of the evidence, a series of statements that directly addressed the review question were developed and then agreed by the GDG.
6. After this final stage of comment, the statements and recommendations were again reviewed and agreed upon by the GDG.

### **3.5.6 From evidence to recommendations**

Once the clinical summaries were finalised and agreed by the GDG, the associated recommendations were drafted. In making recommendations, the GDG took into account the trade-off between the benefits and downsides of the intervention/instrument, as well as other important factors, such as economic considerations, values of the development group and society, the

requirements to prevent discrimination and to promote equality<sup>1</sup>, and the group's awareness of practical issues (Eccles *et al.*, 1998; NICE, 2009b).

Finally, to show clearly how the GDG moved from the evidence to the recommendations, each chapter has a section called 'from evidence to recommendations'. Underpinning this section is the concept of the 'strength' of a recommendation (Schunemann *et al.*, 2003). This takes into account the quality of the evidence but is conceptually different. Some recommendations are 'strong' in that the GDG believes that the vast majority of healthcare professionals and patients would choose a particular intervention if they considered the evidence in the same way that the GDG has. This is generally the case if the benefits clearly outweigh the harms for most people and the intervention is likely to be cost effective. However, there is often a closer balance between benefits and harms, and some patients would not choose an intervention whereas others would. This may happen, for example, if some service users are particularly averse to some side effect and others are not. In these circumstances the recommendation is generally weaker, although it may be possible to make stronger recommendations about specific groups of patients. The strength of each recommendation is reflected in the wording of the recommendation, rather than by using labels or symbols.

Where the GDG identified areas in which there are uncertainties or where robust evidence was lacking, they developed research recommendations. Those that were identified as 'high-priority' were included in the NICE version of the guideline, and in Appendix 11.

### 3.6 HEALTH ECONOMICS METHODS

The aim of the health economics was to contribute to the guideline's development by providing evidence on the cost effectiveness of interventions for common mental health disorders covered in the guideline. This was achieved by:

- systematic literature review of existing economic evidence
- decision-analytic economic modelling.

Systematic reviews of economic literature were conducted in all areas covered in the guideline. Economic modelling was undertaken in areas with likely major resource implications, where the current extent of uncertainty over cost effectiveness was significant and economic analysis was expected to reduce this uncertainty, in accordance with the *Guidelines Manual* (NICE, 2009b).

---

<sup>1</sup>See NICE's equality scheme:

[www.nice.org.uk/aboutnice/howwework/NICEEqualityScheme.jsp](http://www.nice.org.uk/aboutnice/howwework/NICEEqualityScheme.jsp)

Prioritisation of areas for economic modelling was a joint decision between the Health Economist and the GDG. The following economic question was selected as a key issue that was addressed by economic modelling:

- Cost- effectiveness of case identification for people with common mental health disorders

In addition, literature on the health-related quality of life of people with common mental health disorders, especially anxiety and depression was systematically searched to identify studies reporting appropriate utility scores that could be utilised in a cost-utility analysis.

The rest of this section describes the methods adopted in the systematic literature review of economic studies. Methods employed in economic modelling are described in the respective sections of the guideline.

### **3.6.1 Search strategy for economic evidence**

#### *Scoping searches*

A broad preliminary search of the literature was undertaken in October 2009 to obtain an overview of the issues likely to be covered by the scope, and help define key areas. Searches were restricted to economic studies and health technology assessment reports, and conducted in the following databases:

- Embase
- Medline / Medline In-Process
- Health Technology Assessment (HTA) database (technology assessments)
- NHS Economic Evaluation Database (NHS EED)

\* Any relevant economic evidence arising from the clinical scoping searches was also made available to the health economist during the same period.

#### *Systematic literature searches*

After the scope was finalised, a systematic search strategy was developed to locate all the relevant evidence. The balance between sensitivity (the power to identify all studies on a particular topic) and specificity (the ability to exclude irrelevant studies from the results) was carefully considered, and a decision made to utilise a broad approach to searching to maximise retrieval performance. Searches were restricted to economic studies and health technology assessment reports, and conducted in the following databases:

- EconLit
- Embase
- Medline / Medline In-Process
- PsycINFO

- Health Technology Assessment (HTA) database (technology assessments)
- NHS Economic Evaluation Database (NHS EED)

\* Any relevant economic evidence arising from the clinical searches was also made available to the health economist during the same period.

The search strategies were initially developed for Medline before being translated for use in other databases/interfaces. Strategies were built up through a number of trial searches, and discussions of the results of the searches with the review team/GDG, to ensure that all possible relevant search terms were covered.

### *Reference Manager*

Citations from each search were downloaded into Reference Manager (a software product for managing references and formatting bibliographies) and duplicates removed. Records were then screened against the inclusion criteria of the reviews before being quality appraised. The unfiltered search results were saved and retained for future potential re-analysis to help keep the process both replicable and transparent.

### *Search filters*

The search filter for health economics is an adaptation of a filter designed by Centre for Reviews and Dissemination (CRD). The filter comprises a combination of controlled vocabulary and free-text retrieval methods.

### *Date and language restrictions*

Systematic database searches were initially conducted in January 2010 up to the most recent searchable date, with the final re-runs carried out in September 2010. After this point, studies were included only if they were judged by the GDG to be exceptional (for example, the evidence was likely to change a recommendation).

Although no language restrictions were applied at the searching stage, foreign language papers were not requested or reviewed, unless they were of particular importance to an area under review. All the searches were restricted to research published from 1995 onwards in order to obtain data relevant to current healthcare settings and costs.

### *Other search methods*

Other search methods involved scanning the reference lists of all eligible publications (systematic reviews, stakeholder evidence and included studies from the economic and clinical reviews) to identify further studies for consideration.



Full details of the search strategies and filter used for the systematic review of health economic evidence are provided in Appendix 8.

### **3.6.2 Inclusion criteria for economic studies**

The following inclusion criteria were applied to select studies identified by the economic searches for further consideration:

- Only studies from Organisation for Economic Co-operation and Development countries were included, as the aim of the review was to identify economic information transferable to the UK context.
- Selection criteria based on types of clinical conditions and patients as well as interventions assessed were identical to the clinical literature review.
- Studies were included provided that sufficient details regarding methods and results were available to enable the methodological quality of the study to be assessed, and provided that the study's data and results were extractable. Poster presentations of abstracts were excluded.
- Full economic evaluations that compared two or more relevant options and considered both costs and consequences (that is, cost-consequence analysis, cost-effectiveness analysis, cost-utility analysis or cost-benefit analysis), as well as costing analyses that compared only costs between two or more interventions, were included in the review.
- Economic studies were included if they used clinical effectiveness data from an RCT, a prospective cohort study, or a systematic review and meta-analysis of clinical studies. Studies that had a mirror-image or other retrospective design were excluded from the review.
- Studies were included only if the examined interventions were clearly described. This involved the dosage and route of administration and the duration of treatment in the case of pharmacological therapies; and the types of health professionals involved as well as the frequency and duration of treatment in the case of psychological interventions. Evaluations in which medications were treated as a class were excluded from further consideration.
- Studies that adopted a very narrow perspective, ignoring major categories of costs to the NHS, were excluded; for example studies that estimated exclusively drug acquisition costs or hospitalisation costs were considered non-informative to the guideline development process.

### **3.6.3 Applicability and quality criteria for economic studies**

All economic papers eligible for inclusion were appraised for their applicability and quality using the methodology checklist for economic evaluations recommended by NICE (NICE, 2009b), which is shown in Appendix 9 of this guideline. The methodology checklist for economic evaluations was also applied to the economic models developed specifically for this guideline. All studies that fully or partially met the applicability and quality criteria described in the methodology checklist were considered during the guideline development process, along with the results of the economic modelling conducted specifically for this guideline. The completed methodology checklists for all economic evaluations considered in the guideline are provided in Appendix 9.

### **3.6.4 Presentation of economic evidence**

The economic evidence considered in the guideline is provided in the respective evidence chapters, following presentation of the relevant clinical evidence. The references to included studies and the respective evidence tables with the study characteristics and results are provided in Appendix 10. Methods and results of economic modelling undertaken alongside the guideline development process are presented in the relevant evidence chapters. Characteristics and results of all economic studies considered during the guideline development process (including modelling studies conducted for this guideline) are summarised in economic evidence profiles accompanying respective GRADE clinical evidence profiles in Appendix 10.

### **3.6.5 Results of the systematic search of economic literature**

The titles of all studies identified by the systematic search of the literature were screened for their relevance to the topic (i.e. economic issues and information on health-related quality of life in people with common mental health disorder. References that were clearly not relevant were excluded first. The abstracts of all potentially relevant studies(235 references) were then assessed against the inclusion criteria for economic evaluations by the health economist. Full texts of the studies potentially meeting the inclusion criteria (including those for which eligibility was not clear from the abstract) were obtained. Studies that did not meet the inclusion criteria, were duplicates, were secondary publications of one study, or had been updated in more recent publications were subsequently excluded. Economic evaluations eligible for inclusion (that is 3 study on stepped care and 3 studies on identification methods) were then appraised for their applicability and quality using the methodology checklist for economic evaluations. Of these, 2 economic studies met fully or partially, the applicability and quality criteria were considered at formulation of the guideline recommendations.

### 3.7 STAKEHOLDER CONTRIBUTIONS

Professionals, service users, and companies have contributed to and commented on the guideline at key stages in its development. Stakeholders for this guideline include:

- **patient and carer stakeholders:** national patient and carer organisations that represent the interests of people whose care will be covered by the guideline
- **local patient and carer organisations:** but only if there is no relevant national organisation
- **professional stakeholders' national organisations:** that represent the healthcare professionals who provide the services described in the guideline
- **commercial stakeholders:** companies that manufacture drugs or devices used in treatment of the condition covered by the guideline and whose interests may be significantly affected by the guideline
- **providers and commissioners** of health services in England and Wales
- **statutory organisations:** including the Department of Health, the Welsh Assembly Government, NHS Quality Improvement Scotland, the Healthcare Commission and the National Patient Safety Agency
- **research organisations:** that have carried out nationally recognised research in the area.

Stakeholders have been involved in the guideline's development at the following points:

- commenting on the initial scope of the guideline and attending a briefing meeting held by NICE
- contributing possible review questions and lists of evidence to the GDG
- commenting on the draft of the guideline
- highlighting factual errors in the pre-publication check.

### 3.8 VALIDATION OF THE GUIDELINE

Registered stakeholders had an opportunity to comment on the draft guideline, which was posted on the NICE website during the consultation period. Following the consultation, all comments from stakeholders and others were responded to, and the guideline updated as appropriate. The GRP also reviewed the guideline and checked that stakeholders' comments had been addressed.

Following the consultation period, the GDG finalised the recommendations and the NCCMH produced the final documents. These were then submitted to NICE for the pre-publication check where stakeholders are given the

opportunity to highlight factual errors. Any errors are corrected by the NCCMH, then the guideline is formally approved by NICE and issued as guidance to the NHS in England and Wales.

## 4 ACCESS TO HEALTHCARE

### 4.1 INTRODUCTION

#### 4.1.1 Definition of access to healthcare

Many individuals with a range of mental disorders are disadvantaged because of poor access to care. This may either be because care is not available, or because their interaction with care givers deters or diverts their help seeking (Dowrick *et al.*, 2009a). Improving the quality of care requires addressing both effectiveness *and* access to healthcare (Campbell *et al.*, 2000). Access to healthcare is a complex phenomenon, which is notoriously difficult to define (Gulliford *et al.*, 2007). Considerations of access to mental healthcare for people with common mental disorders have largely been restricted to concerns about recognition of mental health disorders by primary care 'gatekeepers' in the NHS and the difficulties of training professionals to improve recognition and referral. This deals only with a small part of a more complex experience of gaining access to healthcare for the individual, which has been recently characterised by Dixon-Woods and colleagues (2005) as consisting of several stages, outlined in the paragraph below.

*Candidacy* is defined as 'how people's eligibility for healthcare is a jointly negotiated interaction between individuals and healthcare services', and as a 'dynamic and contingent process, constantly being defined and redefined through interactions between individuals and professionals'. Following determination of candidacy, individuals undertake *navigation* to gain a point of entry to healthcare services. *Appearance* can involve a number of different approaches, including appearing before healthcare services through individual-initiated actions, or through invitations (where people respond to healthcare services). *Adjudication* refers to professional judgements about the presentation of an individual for intervention or service, influenced by categorisations made by professionals with reference to current services and relationships. Adjudication leads to an *offer* (or non-offer) of a healthcare service, which may be accepted or rejected. The concept of *recursivity* captures how the response of the system to individuals may reinforce or discourage future health behaviours (Rogers *et al.*, 1999).

#### 4.1.2 Aim of the review

Access to healthcare is a large and diverse topic with a range of complex issues and considerations. For people experiencing mental health problems across a range of social and demographic groups, access to healthcare can be challenging. This chapter aims to identify factors that affect access for those who require mental healthcare. This chapter also aims to evaluate the effectiveness of adaptations to existing models and methods with the aim of

improving access, as well as new service developments that are specifically designed to promote access.

Initial scoping reviews and advice from GDG members identified that in addition to factors that affect access for all individuals, there are other factors that need to be considered for certain vulnerable groups. Previous research has evaluated inequalities in access to healthcare for a wide range of different groups, based on socioeconomic situation, ethnicity, age and gender (see, for example, Dixon-Woods *et al.*, 2005). The GDG therefore considered the evidence for all individuals requiring access to healthcare, as well evidence (when available) for different vulnerable groups.

Although the literature search identified a number of groups whose access to services was disproportionately restricted, a great proportion of the evidence for vulnerable groups reviewed factors that affect access and methods of improving access for black and minority ethnic (BME) groups and older people in particular. There is considerable evidence that access to healthcare for BME groups is problematic in the UK (Department of Health, 2009). Similarly, a number of studies have identified older people has having poor access to healthcare and, in particular, mental healthcare services (Department of Health, 2001). The GDG therefore decided to focus this review on the general principles underpinning access to services for all members of the population (referred to in the rest of the chapter as the 'general population' and including people with a range of mental disorders and also some with physical disorders), and to also look at specific problems faced by two sub-populations: BME groups and older people. In view of the limitations of the data it was decided by the GDG that a narrative synthesis of the available evidence should be undertaken. See Chapter 3 for a rational of the methods employed in this review.

### ***Black and minority ethnic (BME) groups***

Recent literature indicates that there are still disparities in access to mental healthcare for BME groups when compared with other ethnic groups. Although primary care utilisation appears to be high among BME groups (more for physical problems than mental health disorders), the utilisation of secondary and tertiary services is not as high (Dixon-Woods *et al.*, 2005). Even after adjusting for variables such as region, place of residence and income, Van Voorhees and colleagues (2007) reported that people from BME groups were still less likely to receive treatment from mental healthcare services. Simpson and colleagues (2007) also found that there are racial disparities in the diagnosis and treatment of depression in the US, and that people from BME groups with depression are less likely to be identified, even when a screening tool is utilised, and less likely to receive medication or psychotherapy for the treatment of depression.

Similarly, in a review of UK specialist mental healthcare services, Bhui and colleagues (2003) reported that black individuals (Black-African and Black-Caribbean) were less likely than South Asian and white individuals to be referred for specialist mental healthcare unless they presented to a GP who was already aware they had a mental health problem. Bhui and colleagues also identified that as a consequence of this, black individuals were more likely to present at in crisis, usually to an on-call emergency department psychiatrist. Black individuals (ethnicity not specified) have been found to be more likely to be admitted to psychiatric units compulsorily, more likely to be held in locked wards and more likely to be sectioned under the Mental Health Act in the UK (Dixon-Woods *et al.*, 2005). It also appears that, BME individuals may be less likely to maintain contact with specialist mental healthcare services compared with white individuals (although the evidence for this is inconsistent across studies) (Bhui *et al.*, 2003).

### *Older people*

There are particular concerns about disadvantages in access to healthcare for older people (Department of Health, 2001). Studies consistently identify unmet needs, and the fact that older people often lack family or similar support systems, which may contribute to under recognition and limited access to services. Consultation rates for psychiatric disorders, in men in particular, have been found to be low in older people (Shah *et al.*, 2001) and this may contribute further to poor access and consequent under treatment (see for example the work on depression in older people by Katona & Livingston, 2000). Unsurprisingly, concerns have been raised about access to healthcare for older people from BME groups. For example, Lindesay and colleagues (1997) found that older Asian people had poorer uptake of services than white older people. However, it should be noted that research evaluating access to healthcare for older BME individuals is limited. It has also been suggested that socio-demographic factors also result in reduced access to healthcare for older people (Chaix *et al.*, 2005). Although Dixon-Woods and colleagues (2005) found no evidence for an urban-rural divide in access to healthcare for older people, they stipulate that older individuals living in rural areas did not have equal access to domiciliary services or more centralised services.

## 4.2 FACTORS AFFECTING ACCESS

### 4.2.1 Introduction

Factors that affect access to healthcare exist at different points in the system and it is important to properly identify those factors that result from the behaviour of healthcare professionals and the performance of the wider health and social care system, and those that are related to individual or group behaviours, beliefs and attitudes towards mental health disorders and their care and treatment.

### 4.2.2 Clinical review protocol

The aim of this review is to provide a narrative synthesis of the evidence that assesses and identifies the possible factors that affect access to mental healthcare services for people with common mental health disorders. The review protocol, including the review question(s), information about databases searched and the eligibility criteria used in this section of the guideline can be found in Table 6. A search for systematic reviews published since 1995 was conducted. The GDG decided that systematic reviews conducted since 1995 would be most relevant, so the searches were thus restricted. Furthermore, due to the large volume of literature retrieved from the search, the GDG decided to evaluate papers published in the last 7 years alone. The GDG conducted an additional search for RCTs published between 2004 and 2010 with the aim of identifying studies that may not have been captured by the included systematic reviews (searching for RCTs published in the last six years would identify the studies included in the majority of systematic reviews). Further information about the rationale for the method employed here can be found in Chapter 3, and details of the search strategy can be found in Appendix 6).

**Table 6: Clinical review protocol for the review of models of service delivery**

Component	Description
Review question	In adults (18 years and older) at risk of depression or anxiety disorders* (in particular BME groups and older people), what factors prevent people accessing mental healthcare services?
Objectives	To perform a narrative synthesis of the evidence that assesses and identifies potential factors affecting access to mental healthcare services.
Sub-questions	<ul style="list-style-type: none"> <li>• What factors, or attributes of the individual who requires mental healthcare, can inhibit access to services?</li> <li>• What practitioner-level factors or attributes can inhibit an individual from accessing healthcare?</li> <li>• Do systems and processes utilised in mental healthcare services inhibit access to healthcare?</li> <li>• What practical or resource-based factors inhibit access to mental healthcare services?</li> </ul>



Population	Adults (18 years and older) identified as at risk of depression or anxiety disorders.*
Intervention(s)	Not applicable
Comparison	Not applicable
Critical outcomes	Identified factors affecting access
Electronic databases	Systematic reviews: Medline, Embase, CINAHL, PsycINFO, DARE, CDSR RCTs: CENTRAL
Date searched	Systematic reviews: 01.01.1995 to 10.09.2010 RCTs: 01.01.2004 to 10.09.2010
Study design	Systematic review and RCT
<i>Note.</i> BME = Black and minority ethnic; RCT = Randomised controlled trial. *Including generalised anxiety disorder, panic disorder, social anxiety, obsessive-compulsive disorder, specific phobias, and post-traumatic stress disorder.	

### 4.2.3 Studies considered

The literature search for systematic reviews and RCTs resulted in 7534 articles. Nine systematic reviews, COCHRANE2007 (Cochrane *et al.*, 2007), DAS2006 (Das *et al.*, 2006), DENNIS2006 (Dennis & Chung-Lee, 2006), DIXONWOODS2005 (Dixon-Woods *et al.*, 2005), JUNG2003 (Jung *et al.*, 2003), PRINS2008 (Prins *et al.*, 2008), RODRIGUEZ2009 (Rodriguez *et al.*, 2009), SCHEPPERS2006 (Scheppers *et al.*, 2006) and VANVOORHES2007 (van Voorhees *et al.*, 2007) met the eligibility criteria for inclusion in the narrative synthesis. Of the included reviews, five were focused on identifying factors that affect access to mental healthcare services (DAS2006, DENNIS2006, PRINS2008, RODRIGUEZ2009, VANVOORHES2007). DIXONWOODS2005 was the only UK-based systematic review. DENNIS2006, PRINS2008, SCHEPPERS2006, JUNG2003 and COCHRANE2007 did not limit the countries included in the review and included UK-based papers. DAS2006, VANVOORHES2007, and RODRIGUEZ2009 evaluated papers from the US alone. Of the nine systematic reviews included, five were focused on improving access to mental healthcare services (DAS2006, DENNIS2006, PRINS2008, RODRIGUEZ2009 and VANVOORHES2007) and one evaluated mental healthcare specifically, in part (DIXONWOODS2005). The other included studies evaluated factors that affect access to healthcare in general. The characteristics of the studies included in the narrative synthesis can be found in Table 7, with further information in Appendix 12.

**Table 7: Study information table for systematic reviews evaluating factors that affect access to healthcare**

Study ID	COCHRANE 2007	DAS 2006 <sup>1</sup>	DENNIS 2006 <sup>1</sup>	DIXON- WOODS 2005	JUNG 2003	PRINS 2008 <sup>1</sup>	RODRIGUEZ 2009 <sup>1</sup>	SCHEPPERS 2006	VANVOORHE S 2007 <sup>1</sup>
<b>Method used to synthesise evidence</b>	Qualitative thematic analysis	Narrative	Narrative	Meta-ethnography (critically interpretive synthesis)	Narrative	Narrative	Narrative	Narrative	Narrative
<b>Design of included studies</b>	Qualitative, surveys and mixed-model	Qualitative and quantitative studies	Qualitative	Qualitative	Not specified	Qualitative and quantitative studies	Qualitative, quantitative, and reviews	Qualitative, quantitative, combined	Interventions studies
<b>Dates searched</b>	1998-2007	1966-2004	1966-2005	1985-2005	1963-2001	1995-2006	1996-2008	1990-2003	1995-2006
<b>No. of included studies</b>	256	24	40	General population n = 253; BME groups n = 103; Older people n = 111	145	71	55	54	73
<b>Participant characteristics</b>	General population	African-Americans	Postnatal depression only (does not include other perinatal mood disorders)	General population; BME groups; older people	Older patients	Patients with anxiety or depression	Women who have experienced domestic violence	General population	BME groups
<sup>1</sup> Mental healthcare specific.									

#### **4.2.4 Clinical evidence**

On the basis of a systematic search of the literature, factors that affect access can be grouped around a number of themes as identified in the clinical review protocol: individual level factors, which refers to the attributes, beliefs, behaviours and characteristics of the individual, which may result in reduced access to healthcare; practitioner level factors, which comprises of the characteristics, beliefs, attitudes and behaviours of the healthcare professional that may contribute to disparities in access to healthcare for the individual; system and process level factors, such as policy, service organisational and structural factors that may reduce access to healthcare for certain population groups; and resource-based or practical factors, such as transportation and childcare issues, that may reduce people's ability to access healthcare services. The initial scoping review suggested that there may be little evidence that relates to specific disorders or populations that were specific to common mental health disorders. As a result, the GDG took a view that they would first consider factors at the general level across all disorders, developing more specific recommendations only when the evidence supported doing so. Therefore, where possible, the identified factors are presented for all individuals, that is, the general population (all individuals who require mental healthcare, rather than specific demographic groups or people with particular mental health disorders) as well as for the identified vulnerable groups (that is, BME groups and older people).

##### ***Individual level factors***

##### **General population**

Individual attributes and beliefs may have an important impact on access to healthcare services, and specifically mental healthcare services. Previous research has identified stigma, shame and fear of being diagnosed with a mental health disorder as possible factors affecting access to healthcare (COCHRANE2007, DAS2006, DENNIS2006, DIXONWOODS2005, PRINS2008, RODRIGUEZ2009, SCHEPPERS2006, VANVOORHES2007). Disparities in power have also been identified (DIXONWOODS2005), with some individuals avoiding seeking treatment in order to avoid feeling disempowered, as they may view seeking help as the relinquishing of power and resignation of the self to one's symptoms. Individuals have also been found to normalise symptoms of mental health disorders and view mental health disorders not as an illness but as a sign of weakness (DENNIS2006) or as not worthy of investigation (DIXONWOODS2005). In the review by DENNIS2006, women from a variety of cultural and ethnic backgrounds viewed postnatal depression as an inability to perform as a woman and a mother, and as an implied weakness or perceived failure. RODRIGUEZ2009 suggested that the word 'clinic', especially in reference to mental health services, can be frightening to individuals and can deter them from obtaining necessary help. Self-medicating (with illicit drugs and alcohol) and co-existing

physical health problem may also mask depression and anxiety disorders (DAS2006).

Lack of knowledge about mental health disorders, services and available treatment options have also been identified as factors that affect access to treatment. Some individuals may not be aware they have symptoms of a mental health disorder (DENNIS2006, DIXONWOODS2005, PRINS2008, SCHEPPERS2006, VANVOORHES2007, COCHRANE2007). For mental healthcare services in particular, individual perceptions as to how much a service can help may also influence their decision to access healthcare services (DIXONWOODS2005). A fear of child protection becoming involved, and the concern that children will be taken away following diagnosis of a mental health disorder, may discourage individuals from accessing healthcare services (RODRIGUEZ2009, SCHEPPERS2006).

### **BME groups**

The combination of being from a BME group as well as having a mental health diagnosis may result in additional feelings of stigma (VANVOORHES2007). Furthermore, there is evidence to suggest that certain BME groups find treatment for mental health disorders (both medication and psychological therapies) less acceptable than other ethnic groups (DAS2006, VANVOORHES2007). In some BME groups there may also be a belief that health professionals are an inappropriate source of support and help for mental health disorders (COCHRANE2007, DENNIS2006, SCHEPPERS2006). BME groups may also believe in self-reliance for mental health problems (RODRIGUEZ2009, SCHEPPERS2006). All of this may contribute to individuals being unwilling to access healthcare services to discuss symptoms or treatment options, and preferring alternative sources of support. For example, BME groups may see religion as a way of dealing with mental health disorders (RODRIGUEZ2009, SCHEPPERS2006, VANVOORHES2007).

Language barriers between the individual and practitioner can impair communication, resulting in the healthcare professional misunderstanding symptoms, and the individual being unaware of treatment options and their care plan (DIXONWOODS2005, RODRIGUEZ2009, SCHEPPERS2006). Access to healthcare may also be affected by cultural attitudes to mental disorders within their community and, therefore, they may be unfamiliar with or reject the treatments on offer, and possibly prefer traditional methods of treatment (for example, traditional herbs and remedies) (RODRIGUEZ2009, SCHEPPERS2006). A lack of trust in state-run organisations, such as the healthcare system, and fear of immigration practices and laws can all act as factors that affect access to treatment (RODRIGUEZ2009, SCHEPPERS2006, VANVOORHES2007).

Although it has been reported that black<sup>2</sup> individuals are just as likely as white individuals to discuss mental health disorders in primary care (DAS2006), previous research has also suggested that BME groups may exhibit somatic and neurovegetative symptoms of depression, rather than mood or cognitive symptoms, which could affect recognition by health professionals and access to care pathways (DAS2006; VANVOORHES2007).

Due to the stigmatisation of mental health disorders that exists in some BME communities, friends and family can sometimes act as a factor that affects access to treatment by discouraging help seeking and being unwilling to discuss symptoms or problems outside of the trusted family and community group (DENNIS2006, RODRIGUEZ2009 SCHEPPERS2006). Furthermore, peer and family social networks may have a strong influence on an individual's decision to seek treatment (DIXONWOODS2005) and may discourage it, preferring the community or religion-based support systems to healthcare services (VANVOORHES2007). There may also be community-based stigmatisation of those who leave the community to seek treatment outside (VANVOORHES2007).

### **Older people**

'Acceptance' of problems or 'resignation' to symptoms by older people in particular, and self-characterisation of symptoms such as low mood, anxiety and memory problems as inevitable and related to old age, may also affect help-seeking behaviour (DIXONWOODS2005). Evidence suggests that depression especially may be seen by some older people as not deserving of medical attention (DIXONWOODS2005). Older people may also see their identity as partly defined by good health, preferring not to be pitied or viewed as a burden on healthcare services (DIXONWOODS2005). Some older people may be more likely to believe in self-reliance for the treatment of mental health and other disorders (DIXONWOODS2005). Diagnosis of depression in older people has also been found to be difficult because they may present with somatic and anxiety symptoms as opposed to overt low mood or sadness, or symptoms are masked where there is physical comorbidity (DIXONWOODS2005).

JUNG2003 reviewed individual characteristics as predictors of individual preferences for treatment choice and care provision and found a significant association between older people and a preference for a 'traditional' practitioner (that is, an older, male and assertive practitioner). Older people also showed a preference for the GP coordinating hospital care, having the same practitioner on every visit, home visits when ill, and the use of

---

<sup>2</sup> Both Black-African and Black-Caribbean people were included in this review.

educational pamphlets. Older individuals also indicated that practitioners needed to spend more time explaining the individual's health problems and symptoms as well as their care plan.

### *Practitioner level factors*

#### **General population**

Health professionals can play a crucial role in either promoting help seeking behaviour or in acting as a barrier to access (DIXONWOODS2005). This begins with the methods used by the practitioner in the detection of mental health disorders and has an effect on the consequent access and utilisation of mental healthcare services by individuals. For example, RODRIGUEZ2009 identified that few practitioners who are not mental healthcare specialists actively look for mental health disorders such as depression, which in turn acts as a factor that affects access to mental healthcare services.

Practitioner communication style may also be a factor affecting diagnosis and consequently access to treatment (COCHRANE2007, DIXONWOODS2005, VANVOORHES2007). A practitioner displaying a disinterested and 'patronising' attitude to individuals may cause feelings of inadequacy in the individual, who is consequently less likely to seek treatment (DENNIS2006). Similarly, an overly formal, authoritative and confrontational practitioner can lead to shame and discomfort (COCHRANE2007, SCHEPPERS2006). In addition, conveying medical information to the individual in a formal manner using medical jargon can act as a factor that limits access (COCHRANE2007, SCHEPPERS2006). The personality and practice of the practitioner has also been found to affect access to healthcare through its influence on the management and organisation of the service (DIXONWOODS2005).

Inadequate assessment, insufficient time with the GP and poor referral practice to secondary specialist services have also been identified as factors that affect access to treatment (COCHRANE2007, DENNIS2006, SCHEPPERS2006). Inadequate referrals to mental healthcare services by the practitioner may arise from a lack of knowledge about available services, a desire to reduce or save costs, perceived or actual limited availability of mental healthcare services, and long waiting times for specialist appointments (DENNIS2006).

The practitioner's opinion or attitudes about the nature of the presenting problem can also impact on an individual's access and consequent pathway to care (DIXONWOODS2005). For example, DIXONWOODS2005 suggests that how serious, interesting and deserving a problem is perceived to be by a practitioner, along with the practitioner's expertise, and knowledge of resources and services, may all affect an individual's access to healthcare.

#### **BME groups**

VANVOORHES2007 suggests that practitioners who are not mental healthcare specialists do not actively look for mental health symptoms, and, as a consequence, there is under recognition of mental health symptoms for BME groups in particular. Previous research also indicates that practitioners may be more likely to minimise or not identify depression symptoms in people from BME groups (DAS2006) or postnatal depressive symptoms (DENNIS2006), and it has been suggested that this is especially apparent when there is not 'race-concordance'<sup>3</sup> between the individual and practitioner (DAS2006, VANVOORHES2007).

A lack of sensitivity about the cultural background and beliefs of an individual by the practitioner could also have a detrimental effect on that individual's access to healthcare (COCHRANE2007, DENNIS2006, SCHEPPERS2006). For example, race discrimination based on stereotypes about intelligence, education and social support can lead to poorer recognition of mental health disorders and hence limit access to services for BME groups (DENNIS2006, SCHEPPERS2006).

### *System and process level factors*

#### **General population**

There may be healthcare systems and processes in place that affect access to appropriate care. A lack of provision and capacity in mental healthcare services can be a factor that affects access to care for all individuals (DIXONWOODS2005). Long waiting times for outpatient appointments was also found to influence help-seeking behaviour (DIXONWOODS2005). When services are available, allocation of resources as well as the quality of these services, especially in mental healthcare, may be unevenly distributed across different geographical areas, and consequent inequalities in the provision of services may arise (DIXONWOODS2005). This can have particular ramifications for certain groups, for example, people living in rural areas (DIXONWOODS2005).

Absence of clear policies and, where they exist, disruptions due to changes in the healthcare system and poor communication about referral procedures both between primary, secondary and tertiary healthcare and across different service sectors (for example, health and social care), may also have an effect on access to healthcare for individuals, causing delays in being seen and miscommunication and may result in the individual feeling 'shuffled around' services (DIXONWOODS2005).

---

<sup>3</sup> 'Race' is used in this context by these studies to describe the biological heritage of the individual and not their 'ethnicity', which refers to learned cultural behaviours and practices through geographical location.

It has been suggested that the policies and procedures that govern access to healthcare can be implemented in a rigid, inflexible and bureaucratic manner and this can in turn limit access because such implementation can impair the recognition of important cultural and religious dimensions. Communication difficulties about the nature of services, such as the lack of a 'common language', can lead to limited access (SCHEPPERS2006). The use of certain standard procedures and practices can also be experienced as alien, unfamiliar and frightening (COCHRANE2007, SCHEPPERS2006). For example, monitoring procedures associated with a referral system may make some individuals feel uncomfortable and can deter them from accessing healthcare services (SCHEPPERS2006). This is particularly problematic for mental health as some individuals may not be comfortable with the repeated discussion of the same issues with a number of different people before they obtain help. Lack of information and support has an impact on an individual's decision to seek help or to take up treatment. In addition, difficulty in obtaining information about ways to manage the illness after diagnosis and about the support services available can be a factor that affects access (DIXONWOODS2005).

### **BME groups**

It has been suggested that BME groups are more likely to have complex and prolonged pathways to specialist mental healthcare as they are less likely to be referred directly for specialist assessment and care (SCHEPPERS2006). Furthermore, general limitations in the availability of mental healthcare services may disproportionately affect BME groups when accessing mental healthcare services (VANVOORHES2007).

A lack of trained and available interpreters for people with limited English proficiency can also act as a factor that affects access to mental healthcare (RODRIGUEZ2009). In relation to this, the reliance on printed material as opposed to direct contact with BME individuals, as well as the lack of materials and information translated into the individuals' language have been proposed as factors that may also affect access to healthcare (SCHEPPERS2006).

### **Older people**

Older individuals in particular have been found to dislike having to seek referral to specialist services from GPs (DIXONWOODS2005). Although older people are often comfortable seeking their GP for minor physical ailments and prescriptions, they reported that having to access specialist services via the general practitioner was a potential factor in their not seeking help.<sup>4</sup>

---

<sup>4</sup> The Improving Access for Psychological Treatment (IAPT) program has introduced a self-referral element. Initial reports suggest that this has improved access, in particular for BME groups (Clark *et al.*, 2009).



### ***Resource-based or practical factors***

Practical factors that affect access, such as lack of time, were identified as influencing access to treatment for common mental health disorders (DIXONWOODS2005, PRINS2008). Transportation issues for example irregular public transport in both urban and rural areas can act as a factor that affects access for all individuals but more substantially older people and other vulnerable groups who may not have access to a private car (DIXONWOODS2005, COCHRANE2007, SCHEPPERS2006). Having to arrange childcare can also impact on ability to access healthcare (DIXONWOODS2005). Inflexible clinic hours may also act as a factor that affects access for individuals such as those who work and need out-of-hours services (DIXONWOODS2005, SCHEPPERS2006). Furthermore, the length of processes of such as making appointments and obtaining appointments, scheduling problems, and long waiting times also act as factors that affect access to healthcare (DIXONWOODS2005). DIXONWOODS2005, SCHEPPERS2006, and COCHRANE2007 identified that for some groups (such as BME groups and older people) poverty can have an effect on the ability to attend appointments with a GP due to physical access limitations such as lack of access to a car or funds for public transportation.

## **4.3 ADAPTING MODELS OF SERVICE DELIVERY AND THERAPEUTIC INTERVENTIONS**

### **4.3.1 Introduction**

One approach to improving access to services has been to focus on the systems for the organisation and delivery of interventions. These approaches have fallen into two broad categories; firstly, attempts to alter the configuration of services, for example, by delivering a service in a community centre away from traditional healthcare settings (Powell, 2002) or by using novel methods of service delivery, for example, computers (Gulliford *et al.*, 2007); secondly, to alter the nature of the intervention provided, for example by changing the structure and content of a psychological intervention in the light of information about the cultural beliefs or presentations of a disorder amongst a particular ethnic group (Bernal, 2006; Bernal & Domenech Rodriguez, 2009; Griner & Smith, 2006).

### **4.3.2 Clinical review protocol**

The aim of this review was to perform a narrative synthesis of the evidence which assesses the effectiveness of adapting existing models, methods, services and interventions, with the aim of improving access to healthcare.

---

The review protocol, including the review question, information about databases searched and the eligibility criteria used in this section of the guideline can be found in Table 8. A search for systematic reviews published since 1995 was conducted. The GDG decided that systematic reviews conducted before 1995 would not be useful in evaluating access to healthcare and so these were excluded. Furthermore, due to the large volume of literature retrieved from the search, the GDG decided to evaluate papers from the last seven years alone. The GDG conducted an additional search for RCTs published between 2004 and 2010 with the aim of identifying studies that may not have been captured by the included systematic reviews (searching for RCTs published in the last six years would identify the studies included in the majority of systematic reviews). Further information about the rationale for the method employed here can be found in Chapter 3 and information about the search strategy can be found in Appendix 6). Where possible, the evidence was grouped and synthesised by the sub-clinical questions, that is, those that evaluated interventions for the general population, for mental healthcare services specifically, and for identified hard to reach groups (for example, BME groups and older people).

**Table 8: Clinical review protocol for the review of models of service delivery**

Component	Description
Review question	In adults (18 years and older) at risk of depression or anxiety disorders* (in particular older people and people from ethnic minorities), do changes to services and interventions that is, community based outreach clinics, clinics or services in non-health settings), increase the proportion of people from the target group who access treatment, when compared with standard care?
Objectives	To perform a narrative synthesis of the evidence, which assesses the effectiveness of adapting or changing existing models, methods, services and interventions, with the aim of improving access to healthcare.
Sub-questions	<ul style="list-style-type: none"> <li>• Do adaptations to existing services improve access to mental healthcare for all individuals?</li> <li>• Do adaptations improve access to mental healthcare for vulnerable groups (for example, older people, BME groups)?</li> </ul>
Population	Adults (18 years and older) identified as at risk of depression or anxiety disorders* (in particular, older people and people from BME groups)
Intervention(s)	<ul style="list-style-type: none"> <li>• Service developments or changes which are specifically designed to promote access.</li> <li>• Specific models of service delivery (that is, community-based outreach clinics, clinics or services in non-health settings).</li> <li>• Methods designed to remove barriers to access (including stigma (both cultural and self and stigmatisation), misinformation or cultural beliefs about the nature of mental disorder).</li> </ul>

Comparison	<ul style="list-style-type: none"> <li>• Standard care</li> </ul>
Critical outcomes	<ul style="list-style-type: none"> <li>• Proportion of people from the target group who access treatment</li> <li>• Uptake of treatment</li> </ul>
Secondary outcomes	<ul style="list-style-type: none"> <li>• Satisfaction, preference</li> <li>• Anxiety about treatment</li> </ul>
Electronic databases	Systematic reviews: Medline, Embase, CINAHL, PsycINFO, DARE, CDSR RCTs: CENTRAL
Date searched	Systematic reviews: 01.01.1995 to 10.09.2010 RCTs: 01.01.2004 to 10.09.2010
Study design	Systematic review and RCT
<i>Note.</i> BME = Black and minority ethnic; RCT = Randomised controlled trial. <i>*including generalised anxiety disorder, panic disorder, social anxiety, obsessive compulsive disorder, specific phobias, and post-traumatic stress disorder.</i>	

### 4.3.3 Studies considered

The literature search for systematic reviews and RCTs resulted in 7534 articles. Seven systematic reviews, BALAS1997 (Balas *et al.*, 1997), BEE2008 (Bee *et al.*, 2008), CHAPMAN2004 (Chapman *et al.*, 2004), GRILLI2002 (Grilli *et al.*, 2002), KAIRY2009 (Kairy *et al.*, 2009), KINNERSLEY2008 (Kinnersley *et al.*, 2008), and PIGNONE2005 (Pignone *et al.*, 2005) met the eligibility criteria for inclusion in the review. All included studies were published in peer-reviewed journals between 1997 and 2009 and included a total of 224 included studies identified from searches ranging from database inception to 2007. The characteristics of the studies included in the narrative synthesis can be found in Table 9, with further information in Appendix 12.

In addition, nine reviews were excluded from the narrative synthesis. Of these, six were excluded because they were not relevant to the clinical question or did not have outcomes which evaluated access to healthcare (Akesson *et al.*, 2007; Azarmina & Wallace, 2005; Bower & Sibbald, 2000; Bunn *et al.*, 2005; Harkness & Bower, 2009; O'Dwyer *et al.*, 2007) and two were outside the scope (Anderson *et al.*, 2001; Beney *et al.*, 2000).

Of the seven systematic reviews included, one study (BEE2008) was focused on improving access to mental healthcare services whereas the other six studies were not mental health specific. Two studies focused on improving access for vulnerable groups. CHAPMAN2004 evaluated recent UK innovations in service provision to improve access for BME groups and older people and PIGNONE2005 reviewed methods of improving access for those with poor literacy. Two systematic reviews performed formal meta-analyses of the included studies (BEE2008, KINNERSLEY2008) and the other included reviews were narrative summaries (BALAS1997, CHAPMAN2004, GRILLI2002, KAIRY2009, PIGNONE2005). BALAS1997 evaluated the effectiveness of various types of telephone or computer based electronic

communication verses control. BEE2008 evaluated the effectiveness of a psychological intervention delivered via remote communication verses control, conventional face-to-face therapy as well as different types of remote therapy. CHAPMAN2004 did not evaluate a specific intervention for improving access but described the effectiveness of various interventions aimed at improving access for vulnerable groups identified in the included literature. GRILLI2002 assessed the effectiveness of mass communication verses control in improving healthcare utilisation. KAIRY2009 evaluated the effectiveness of telerehabilitation compared with usual face-to-face care and the effects on attendance and adherence, satisfaction and healthcare utilisation. KINNERSLEY2008 reviewed information giving prior to consultation verses control (for example, usual care) and the effects on individuals' question asking, satisfaction and anxiety. PIGNONE2005 focused on literacy as a factor that affects access and hence evaluated interventions such as easy-to-read printed materials, the use of videotapes, CD-ROM, computer programs and interactive videodiscs, as well as practitioner-led instruction and the affects of these interventions on health behaviours, health outcomes and the use of health services.

CHAPMAN2004 included papers conducted in the UK only. BALAS1997, GRILLI2002, and KAIRY2009 were not UK-focused and included studies from a number of different of countries. BEE2008, KINNERSLEY2008 were not limited to specific countries but were notably conducted by UK-based groups and included a number of studies conducted in the UK. PIGNONE2005 was limited to developed countries only in order to include research most applicable to the US.

**Table 9: Study information and results table for systematic reviews evaluating adapting models of service delivery and therapeutic interventions to improve access**

Study ID	BALAS1997	BEE2008 <sup>1</sup>	CHAPMAN2004	GRILLI2002	KAIRY2009	KINNERSLEY2008	PIGNONE2005
<b>Method used to synthesise evidence</b>	Narrative	Meta-analysis	Narrative	Narrative	Narrative	Meta-analysis	Narrative
<b>Design of included studies</b>	RCTs	RCTs	RCTs, systematic reviews, analytical intervention, observational studies	RCTs, controlled clinical trials, controlled before and after trials, interrupted time series analyses	Experimental or observational intervention studies including cross-over designs	RCTS	Controlled and uncontrolled trials
<b>Dates searched</b>	1966-1996	1980-2006	1984-2004	Database inception to 1999	Database inception to 2007	1966-2006	1980-2003
<b>No. of included studies</b>	80	13	30	26	22	33	20
<b>Model / method evaluated</b>	Electronic Communication (telephone or computer)	Psychological intervention delivered via remote communication	Personal medical services, GP-led telephone consultations, Nurse-led telephone consultations/triage in general practice, Nurse-led care in general practice, Walk-in centres, NHS Direct, Pharmacist-led care in the community	Mass media (for example, radio, television, newspapers, leaflets)	Telerehabilitation	Information giving prior to consultation	Easy-to-read written material, videotapes, CD-ROM, computer programs, interactive videodisks, in-person instruction

<b>Comparison</b>	Control	Control; conventional face-to-face therapy; different types of remote therapy	No direct comparison	No direct comparison	Control (face-to-face or usual care)	Control (for example, usual care, leaflets, general discussion)	No intervention. literature at a standard level
<b>Outcome</b>	Service user satisfaction, appointments keeping	Ability to increase access to services	Use of healthcare services	Objective (not self-reported) utilisation of healthcare services by healthcare practitioners and individuals	Attendance and adherence to programmes, service user accessibility to programmes, service user satisfaction, healthcare utilisation	Question asking, individuals' anxiety, service user knowledge and satisfaction	Health knowledge, health behaviours, use of healthcare services
<b>Participant characteristics</b>	General Population	ICD-10 or DSM diagnoses of mood or functional (non-organic) mental health problem – that is, depression, anxiety or anxiety-related disorders	Vulnerable groups (BME groups; older people)	General Population	General Population	General Population	Persons with low literacy skills
<b>Review quality</b>	Adequate	Adequate	Adequate	Adequate	Included study quality is assessed but not reported	Adequate	Adequate
<b>Pooled effect sizes or summary of findings</b>	Interventions resulted in:- <ul style="list-style-type: none"> <li>• higher service user satisfaction</li> <li>• fewer unkept appointments</li> <li>• higher utilisation of preventative healthcare by elderly</li> </ul>	Verses control:- <ul style="list-style-type: none"> <li>• Depression: 0.44 (95% CI 0.29 to 0.59; 7 comparisons, n=726)</li> <li>• Anxiety-related disorders: 1.15 (95% CI 0.81 to 1.49; 3 comparisons, n=168)</li> </ul>	Overall evidence is insufficient to make recommendations but first-wave personnel medical services pilots how show evidence of improved access to primary care in under-served areas/populations	Mass media can have an impact on healthcare service utilisation but evidence is methodologically flawed and should be viewed with caution	Interventions resulted in:- <ul style="list-style-type: none"> <li>• greater attendance</li> <li>• greater adherence</li> <li>• higher service user satisfaction</li> <li>• healthcare utilisation was rarely measured in included</li> </ul>	Interventions resulted in:- <ul style="list-style-type: none"> <li>• significant increase in question asking (0.27, 95% CI 0.19 to 0.36)</li> <li>• individuals' satisfaction (0.09, 0.03 to 0.16)</li> <li>• * non-significant</li> </ul>	Effectiveness of interventions inconclusive

	individuals keeping rates				studies and the results are inconclusive	changes in individuals' anxiety before and after consultation, individuals' knowledge, length of consultation	
<sup>1</sup> Mental healthcare specific.							

#### 4.3.4 Clinical evidence

A summary of the individual review findings can be found in Table 9, with further explanation below.

##### *Systematic reviews assessing mental healthcare for the general population*

BEE2008 conducted a meta-analysis evaluating the effectiveness of a psychological therapy (any therapy), delivered via remote communication rather than face-to-face, for increasing access to services. The study reported that remote communication psychotherapy was more effective than control (pooled control groups consisting of usual care, waitlist and no treatment) for both depressive disorders (effect size = 0.44; 95% CI 0.29 to 0.59) and anxiety-related disorders (effect size = 1.15; 95% CI 0.81 to 1.49). However, only two studies included in the review evaluated the effectiveness of remote communication psychotherapy versus face-to-face psychotherapy and the results of the sub-group analyses were found to be non-significant.

##### *Systematic reviews assessing the general population (non-mental healthcare specific)*

GRILLI2002 reported that planned mass media interventions such as educational campaigns, for physical health issues such as cancer screening and immunisation programmes, had a positive effect on healthcare utilisation. However, there was insufficient evidence to evaluate the most effective mass media intervention for increasing healthcare utilisation.

KAIRY2009 evaluated tele-rehabilitation (physiotherapy via remote communication) for individuals with spinal cord injuries, those requiring neurological, cardiac and speech/language impairment rehabilitation. Tele-rehabilitation was associated with good attendance of treatment programmes, as well as good adherence. Tele-rehabilitation was also associated with high service user and therapist satisfaction. Outcomes assessing healthcare utilisation were conflicted, with some studies reporting greater utilisation and some reporting less utilisation. However, it must be noted that the intention of the interventions was not always to increase the utilisation of healthcare. For example, studies might report fewer hospitalisations or practitioner visits as a positive impact on healthcare utilisation. In keeping with this, BALAS1997 evaluated various electronic communication methods and reported that telephone follow-up and counselling was more effective than control for individuals keeping appointments and was rated higher for service user satisfaction. In addition, a telephone reminder system was effective in persuading elderly individuals to receive preventative care and for appointment keeping. Pre-recorded messages and computer generated reminder messages were significantly effective in increasing visits to healthcare services, and after-hours telephone access was also associated with higher service user satisfaction.



KINNERSLEY2008 assessed the effectiveness of information giving prior to a consultation on various outcomes that related to both access and uptake of treatment. The results of the meta-analyses indicated that information giving prior to consultation significantly increased question asking (effect size = 0.27; 95% CI 0.19 to 0.36) and individuals' satisfaction (effect size = 0.09; 0.03 to 0.16). No significant effects on the anxiety of the individual either before or after consultations were observed. Systematic reviews assessing vulnerable groups

CHAPMAN2004<sup>5</sup> and PIGNONE2005 investigated the effectiveness of various adaptations to existing services and interventions (for example, telephone consultations, walk-in centres, NHS Direct, CD-ROMs, and interactive videodisks) for improving clinical outcomes and access to general healthcare for vulnerable groups (see study information in Table 9 for a list of models/methods evaluated). In a qualitative review of recent innovations in UK-based services, CHAPMAN2004 reported that personal medical services (PMS), which allow primary healthcare teams to target services for specific population groups and enhance services in under-developed areas, have been found to improve the quality of mental healthcare, the care of older people and care in deprived areas. This evidence is based on the findings of PMS pilot studies across the UK. GP-led telephone consultations were also found to be effective in increasing the availability and use of primary care services. However, this method cannot help improve access to healthcare for people who do not have a telephone or language difficulties and hence may not be appropriate for certain vulnerable groups. CHAPMAN2004 reported that walk-in centres were effective in increasing access to healthcare for a minority of the general population. However, this was not the case for BME groups and other vulnerable groups, but for white middle-class individuals, and young and middle-aged men who are not considered a vulnerable group with limited access to healthcare. Furthermore, NHS Direct was also found to have good onward referral rates but again does not address inequalities or improve access for vulnerable groups and is underused by older people.

PIGNONE2005 investigated interventions to address factors that aim to promote affect access through the use of healthcare information for people with poor literacy with the intention of improving understanding of health, health behaviours and use of healthcare services. In one study the use of a combined intervention comprising of a short video, coaching tool, verbal recommendation and a brochure, improved utilisation of a healthcare service. This review found no other studies which investigated interventions to

---

<sup>5</sup> This review also identified other service delivery methods with outcomes not relevant to this chapter (see paper for more details).

improve access to healthcare services for individuals with poor literacy from BME groups or other vulnerable groups.

## **4.4 SERVICE DEVELOPMENTS AND INTERVENTIONS THAT ARE SPECIFICALLY DESIGNED TO PROMOTE ACCESS**

### **4.4.1 Introduction**

The alternative approach to improving access to healthcare for target groups is to specifically develop novel methods of engaging individuals and delivering therapy.

### **4.4.2 Clinical review protocol**

The review aimed to perform a narrative synthesis of the evidence that relates to services and the development of services that are focused on community outreach and engagement with the aim of improving access to healthcare for hard-to-reach groups (for example, BME groups and older individuals). The review protocol, including the review question, information about databases searched and the eligibility criteria used in this section of the guideline can be found in Table 10. A search for systematic reviews published since 1995 was conducted. The GDG decided that systematic reviews conducted before 1995 would not be useful in evaluating access to healthcare and thus these were excluded. Furthermore, due to the large volume of literature retrieved from the search, the GDG decided to evaluate papers from the last seven years alone. The GDG conducted an additional search for RCTs published between 2004 and 2010 with the aim of identifying studies that may not have been captured by the included systematic reviews (searching for RCTs published in the last six years would identify the studies included in the majority of systematic reviews). Further information about the rationale for the method employed here can be found in Chapter 3 and search strategy can be found in Appendix 6). The evidence was grouped according to the sub-clinical questions reflecting the content of the reviews. The three groups were individual/practitioner level interventions, system level interventions, and treatment level interventions which aim to increase access or facilitate uptake of treatment. Individual/practitioner level interventions aim to change the behaviour of the healthcare professional or individual. System level interventions refer to policies, organisational and structural factors or communication methods. Treatment level interventions refer to the provision of new or adapted treatments which aim to increase access.

**Table 10: Clinical review protocol for the review of service developments**

Component	Description
Review question	In adults (18 years and older) at risk of depression or anxiety disorders* (in particular, older people and people from ethnic minorities), do service developments and interventions which are specifically designed to promote access, increase the proportion of people from the target group who access treatment, when compared with standard care?
Objectives	To perform a narrative synthesis of the evidence which assesses the effectiveness of service developments which are specifically designed to promote access.
Sub-questions	<ul style="list-style-type: none"> <li>• Do new service developments targeted at changing the behaviour of the individual or the practitioner improve access to healthcare services?</li> <li>• Do service developments targeted at the healthcare system improve access to healthcare services?</li> <li>• Do specific treatments or interventions developed for vulnerable groups improve access to healthcare services?</li> </ul>
Population	Adults (18 years and older) identified as at risk of depression or anxiety disorders* (in particular, older people and people from ethnic minorities)
Intervention(s)	<ul style="list-style-type: none"> <li>• Service developments which are specifically designed to promote access</li> <li>• Specific models of service delivery (that is, community based outreach clinics, clinics or services in non-healthcare settings)</li> </ul>
Comparison	<ul style="list-style-type: none"> <li>• Standard care</li> </ul>
Critical outcomes	<ul style="list-style-type: none"> <li>• Proportion of people from the target group who access treatment</li> <li>• Uptake of treatment</li> </ul>
Secondary outcomes	<ul style="list-style-type: none"> <li>• Satisfaction, preference</li> <li>• Anxiety about treatment</li> <li>• Individual/Practitioner Communication</li> </ul>
Electronic databases	Systematic reviews: Medline, Embase, CINAHL, PsycINFO, DARE, CDSR RCTs: CENTRAL
Date searched	Systematic reviews: 01.01.1995 to 10.09.2010 RCTs: 01.01.2004 to 10.09.2010
Study design	Systematic review and RCT
<i>Note.</i> RCT = Randomised controlled trial. *including generalised anxiety disorder, panic disorder, social anxiety, obsessive compulsive disorder, specific phobias, and post-traumatic stress disorder.	

#### 4.4.3 Studies considered

The literature search for systematic reviews and RCTs resulted in 7,534 articles<sup>6</sup>. Six systematic reviews, ANDERSON2003 (Anderson *et al.*, 2003); BEACH2006 (Beach *et al.*, 2006), FISHER2007 (Fisher *et al.*, 2007); FLORES2005 (Flores, 2005); MEGHANI2009 (Meghani *et al.*, 2009) and VANCITTERS2004 (Van Citters & Bartels, 2004) met the eligibility criteria for inclusion in the review. All included studies were published in peer-reviewed studies between 2003 and 2009 and included a total of 148 included studies identified from searches ranging from database inception to 2008. The characteristics of the studies included in the narrative synthesis can be found in Table 11, with further information in Appendix 12.

In addition, eleven studies were excluded from the narrative synthesis. Of these, eight were excluded because they were outside the scope (Bartels *et al.*, 2002; Bhui *et al.*, 2003; Gruen *et al.*, 2003; Jimison *et al.*, 2008; Ploeg *et al.*, 2005; Powell, 2002; Skultety & Zeiss, 2006; Warrilow & Beech, 2009), and three were excluded because they did not provide data on outcomes which evaluated access to healthcare (Bouman *et al.*, 2008; Cuijpers, 1998; Moffat *et al.*, 2009).

Of the six systematic reviews included, only one study (VANCITTERS2004) was focused on improving access to mental healthcare services. All other included studies were not specifically focused on mental health. However, BEACH2006 and FLORES2005 reported sub-analyses which focused on mental health. Four studies focused on improving access for BME groups (ANDERSON2003, BEACH2006, FISHER2007, MEGHANI2009), one study evaluated improving access for individuals with limited English proficiency (FLORES2005), and one studies assessed interventions to improve access for older individuals (VANCITTERS2004).

ANDERSON2003 assessed individual/practitioner level interventions (cultural competency training and use of interpreters and bilingual practitioners) as well as system level interventions (a programme to recruit and retain staff who reflect the culture of the community served), compared against a control condition with no exposure to the intervention. BEACH2006 evaluated a number of interventions at the individual/practitioner level (for example, practitioner education), the system level (for example, tracking/reminder systems, cultural-specific healthcare settings, linguistic and culturally appropriate health education materials) as well as treatment level interventions (for example, culturally tailored interventions and multifaceted interventions) compared against a control condition with no

---

<sup>6</sup> The search strategy involved a general search covering all review questions addressed in this chapter.

exposure to the intervention. FISHER2007 reviewed interventions which were grouped into individual level interventions, access interventions, and healthcare interventions compared against a control condition with no exposure to the intervention. FLORES2005 compared the effect of not using an interpreter when one was needed with the use of trained or ad hoc translator, and the use of bilingual practitioners. MEGHANI2009 focused on the effectiveness of patient-practitioner 'race-concordance' <sup>7</sup> i.e. the individual in need of healthcare and the practitioner are the same race. VANCITTERS2004 evaluated outreach methods designed to improve access for older people, as compared with traditional methods.

All studies were narrative reviews as the heterogeneity of interventions and outcomes reported across studies meant it was not possible to perform statistical meta-analyses. ANDERSON2003 was limited to countries with established market economies, as defined by the World Bank.<sup>8</sup> BEACH2006, FISHER2007, and MEGHANI2009 included only US-based papers in the review. FLORES2005 and VANCITTERS2004 did not limit included studies by country and included studies from a variety of countries. It should be noted that most studies evaluating new services and interventions were primarily focused on treatment outcomes (for example, symptoms, remission rates etc), and outcomes evaluating access secondary.

---

<sup>7</sup> Race is used in this context to describe the biological heritage of the individual and not their ethnicity which refers to learned cultural behaviours and practices through geographical location.

<sup>8</sup> Established Market Economies as defined by the World Bank are Andorra, Australia, Austria, Belgium, Bermuda, Canada, Channel Islands, Denmark, Faeroe Islands, Finland, France, Germany, Gibraltar, Greece, Greenland, Holy See, Iceland, Ireland, Isle of Man, Italy, Japan, Liechtenstein, Luxembourg, Monaco, the Netherlands, New Zealand, Norway, Portugal, San Marino, Spain, St. Pierre and Miquelon, Sweden, Switzerland, the United Kingdom, and the United States.

**Table 11: Study information table for systematic reviews evaluating service developments which are specifically designed to promote access**

Study ID	ANDERSON2003	BEACH2006 <sup>1</sup>	FISHER2007	FLORES2005 <sup>1</sup>	MEGHANI2009	VANCITTERS2004
Method used to synthesise evidence	Narrative	Narrative	Narrative	Narrative	Narrative	Narrative
Design of included Studies	Not specified	RCTs	Various (not restricted to RCTs)	Various (not restricted to RCTs)	Qualitative and experimental studies	Various (not restricted to RCTs)
Dates searched	1965-2001	1980-2003	1985-2006	1966-2003	1980-2008	Database inception to 2004
No. of included studies	6	27	38	36	27	14
Targeted vulnerable group	BME groups	BME groups	BME groups	Limited English proficiency participants	BME groups	Older individuals
Review quality	The design and the quality of the included studies was unspecified	Adequate	Adequate	The quality of the included studies was unspecified	Adequate	The quality of the included studies was unspecified
Model/ method evaluated	<ul style="list-style-type: none"> <li>Recruit members of staff who reflect the community culturally</li> <li>Use of interpreter or bilingual practitioners</li> <li>Cultural competence training</li> <li>Linguistically and culturally appropriate health</li> </ul>	<ul style="list-style-type: none"> <li>Tracking/reminder systems</li> <li>Multifaceted Interventions</li> <li>Bypass the physician</li> <li>Practitioner education</li> <li>Structured questionnaire</li> <li>Remote simultaneous translation</li> </ul>	<ul style="list-style-type: none"> <li>Individual level interventions to modify existing behaviour</li> <li>Interventions that increase access to existing healthcare environments</li> <li>Interventions that modify healthcare interventions</li> </ul>	<ul style="list-style-type: none"> <li>Use of professional medical service interpreters</li> <li>Use of bilingual physicians</li> <li>Use of ad hoc interpreters</li> </ul>	<ul style="list-style-type: none"> <li>'Patient-practitioner' 'race-concordance'</li> </ul>	<ul style="list-style-type: none"> <li>Gatekeeper Model</li> </ul>

	<ul style="list-style-type: none"> <li>education materials</li> <li>Cultural specific healthcare settings</li> </ul>	<ul style="list-style-type: none"> <li>Culturally tailored interventions</li> </ul>				
<b>Comparison</b>	No exposure to intervention	No exposure to intervention	No exposure to intervention; pre- and post- intervention	Cross-comparisons; use of monolingual interpreter; no interpreter	Not applicable	Traditional referral sources (medical practitioners, family members, informal caregivers)

<sup>1</sup> Some sub-analyses focused on mental healthcare are included.

**Table 12: Summary of findings for systematic reviews evaluating service developments which are specifically designed to promote access**

Study ID	Outcome	Summary of findings
<b>ANDERSON2003</b>	<ul style="list-style-type: none"> <li>Client satisfaction</li> <li>Racial/ethnic differentials in utilisation of healthcare services</li> </ul>	<ul style="list-style-type: none"> <li>Insufficient evidence to evaluate effectiveness of culturally diverse staff reflecting the local community</li> <li>Use of bilingual practitioner resulted in patient being more likely to get a follow-up appointment than if interpreter used (OR=1.92, 95% CI=1.11 to 3.33).</li> <li>Interpreter not used – service user less likely to be given a follow-up appointment than those with language-concordant physician (OR=1.79, 95% CI = 1.00 to 3.23). No difference in uptake of treatment.</li> <li>Staff training about cultural awareness resulted in greater client satisfaction in African-American individuals (standard effect size = 1.6, p&lt;0.001). Also more likely to return for more sessions (absolute difference=33%, p&lt;0.001)</li> <li>Only one out of four studies reported change in health behaviour due to use of signage and literature in individuals' language. Three out of four studies reported greater client satisfaction. Overall evidence is weak.</li> </ul>
<b>BEACH2006<sup>1</sup></b>	<ul style="list-style-type: none"> <li>Use of services</li> <li>Appropriateness of care</li> <li>Quality of practitioners</li> <li>Service user adherence</li> <li>Service user satisfaction</li> <li>Individual/practitioner communication</li> </ul>	<ul style="list-style-type: none"> <li>Strong evidence to support the use of tracking/reminder systems</li> <li>Evidence is generally positive (but inconsistent across outcomes) for multi-faceted interventions</li> <li>Evidence supporting bypassing the physician for preventative services is fair</li> <li>Evidence supports practitioner education as it had a positive effect on counselling behaviours</li> <li>Insufficient evidence to support the use of structured questionnaires in assessment</li> <li>Evidence for remote simultaneous translation shows favourable outcomes for accuracy of translation and practitioner/service user satisfaction; improved communication</li> </ul>

		<ul style="list-style-type: none"> <li>Evidence was weak and inconclusive for culturally tailored interventions to improve quality of depression care</li> </ul>
<b>FISHER2007</b>	<ul style="list-style-type: none"> <li>Use of services</li> <li>Service user understanding</li> <li>Service user satisfaction</li> </ul>	<ul style="list-style-type: none"> <li>Individual level interventions resulted in general improvement in health but no evidence for access outcomes</li> <li>Access level interventions did not show any significant improvements in improving healthcare for BME groups</li> <li>Healthcare interventions (such as staff training in culturally specific interventions) showed some evidence of improved service user understanding of disease, satisfaction, and some trends for improving behaviour</li> </ul>
<b>FLORES2005 <sup>1</sup></b>	<ul style="list-style-type: none"> <li>Use of services</li> <li>Service user satisfaction</li> <li>Individual-practitioner communication</li> </ul>	<ul style="list-style-type: none"> <li>Service user satisfaction - no difference between interpreter by telephone or in person; those help needed but did not get an interpreter had lowest satisfaction; use of ad hoc interpreter lowest rating than use of professional interpreter</li> <li>Communication - 'no interpreter' - service user had poor understanding of diagnosis/treatment plan; 'use of interpreter' - service user more likely to incorrectly describe symptoms than those who did not need an interpreter, ad hoc interpreter resulted in individuals not been told medication side effects, misinterpretation and errors in translations, issues of confidentiality; mental health specifically - more open to misinterpretation, 'normalisation' of symptoms by interpreter or ad hoc interpreter such as family member</li> <li>Use of an interpreter - increase use of healthcare services; individuals with limited English proficiency had a greater number of prescriptions written (adjusted mean difference = 1.4) and filled (adjusted mean difference = 1.3) than English proficient individuals</li> </ul>
<b>MEGHANI2009</b>	<ul style="list-style-type: none"> <li>Utilisation of healthcare</li> <li>Individual preference (that is, normative expectations)</li> <li>Provision of healthcare</li> <li>Individual-practitioner communication</li> <li>Service user satisfaction</li> <li>Individual preference</li> <li>Perception of respect</li> </ul>	<ul style="list-style-type: none"> <li>'Race-concordance' had a positive impact on utilisation of healthcare</li> <li>Results for other outcomes are inconclusive</li> </ul>
<b>VANCITTERS2004</b>	<ul style="list-style-type: none"> <li>Use of mental healthcare services</li> </ul>	<ul style="list-style-type: none"> <li>Gatekeeper model more likely to reach individuals who are less likely to gain access to services (for example, those who live alone, are widowed or divorced, or are affected by economic and social isolation)</li> <li>At one year follow-up, no difference between two methods in service use or out-of-home placement</li> </ul>
<sup>1</sup> Some sub-analyses focused on mental healthcare are included.		



#### 4.4.4 Clinical evidence

##### *Individual/practitioner level interventions for BME groups*

ANDERSON2003 reported that individuals whom had language-concordance with their healthcare practitioner were less likely to be discharged without a follow-up appointment than individuals who needed and used an interpreter (OR=1.92, 95% CI=1.11 to 3.33, n=1). Furthermore, the same study found that individuals who needed but were not provided with an interpreter were more likely to be discharged without a follow-up appointment than those who had used language-concordant practitioners (OR=1.79, 95% CI = 1.00 to 3.23, n=1). However, there was no difference between groups in uptake of treatment. The review by FLORES2005 supports this conclusion as it found that individuals with limited English proficiency who do not have use of an interpreter were two times more likely to be discharged without an appointment than individuals who spoke the same language as the practitioner. However, no significant difference in knowledge of appointments and appointment attendance was observed between the three groups.

MEGHANI2009 found a positive association between individual-practitioner 'race-concordance' and healthcare utilisation, with fewer missed appointments for individuals in 'race-concordant' relationships with their healthcare practitioner. However, this was based on just two of the twenty-seven studies included in the review, and other studies found no significant effect of this on failure to use needed care or delay in using needed care. Furthermore, the review found a negative association between 'race-concordance' and the use of preventative and basic healthcare services, as well as retention in outpatient substance abuse treatment. Additionally, no significant effect of 'race-concordance' was observed for individual/practitioner communication, service user satisfaction and service user perception of respect, although a positive trend was observed for service user satisfaction (three out of five studies based on the same data source). Furthermore, across studies in this review, individuals' preference for a practitioner of their own race revealed mixed findings, with the majority of included studies finding no individual preference. It must be noted that some studies included in this review assessed these outcomes by individual self-report and not objective measures of healthcare utilisation. This review concludes that primary language, a similar educational level for both the individual and the practitioner, how well the individual knew the practitioner and a sustained relationship with the practitioner were more important predictors of individual outcomes.

FLORES2005 evaluated communication issues, service user satisfaction with care, and use of healthcare services among other outcomes for individuals with limited English proficiency. The results of the review revealed that individuals with limited English proficiency who had use of an interpreter had a greater number of prescriptions written (adjusted mean difference =

1.4) and collected (adjusted mean difference = 1.3) than English proficient individuals. Individuals with limited English proficiency reported understanding of diagnosis and treatment plans were worse for those who needed and did not get an interpreter than those who used an interpreter or were English proficient, as was service user satisfaction. However, some individuals found interpreters 'rude' and 'aggressive'. Individuals with limited English proficiency who used an ad hoc interpreter (family members, friends, medical and nonmedical staff not trained in translating, and strangers) were more likely to have not been informed about side effects of medication and to be less satisfied with care than English proficient individuals and those who used trained interpreters. Ad hoc interpreters were also found to make significant errors in translations that had potential clinical consequences.

FLORES2005 also reported that individuals seen by bilingual practitioners were more likely to accurately recall specific details about their diagnosis and treatment plan, and to ask more questions than those seen by English-speaking monolingual practitioners. Individuals with limited English proficiency were also found to be more comfortable discussing embarrassing or sensitive details with a bilingual practitioner or when a family/friend translated than when alone with an English-speaking practitioner. However, it must be noted that this last assertion has no statistical basis.

The FLORES2005 review also evaluated the relationship between communication, interpreter services and mental healthcare, and contained conflicting findings from the studies included in the review. Some reported that individuals with limited English proficiency who had interpreters were significantly more likely to report satisfaction with their psychiatrist and the service they received. In addition, not having access to an interpreter was associated with an overestimation of the severity of impaired intellectual ability or thought disorders. However, other studies in the review found that use of ad hoc translators resulted in distortions as interpreters over-identified with the individuals. Psychiatrists also found it difficult to identify ambivalence in the individual when an interpreter was used. Distortions involved 'normalisations' of pathological symptoms by ad hoc interpreters, and family member interpreters minimising or emphasising symptoms, sometimes speaking for the individual instead of translating the individual's response.

Based on the findings of a single study within the FLORES200 which assessed counselling services, individuals who received a counselling intervention from staff whom had participated in cultural competence training had significantly greater service user satisfaction than controls (standardised mean difference = 1.6,  $p < 0.001$ ). In addition to this finding, individuals in the intervention group whose practitioners had received cultural competence training were returned for significantly more sessions than the control group

(absolute difference=33%,  $p<0.001$ ). In keeping with this, BEACH2006 reported that practitioner education resulted in improvements in practitioner counselling behaviours for BME groups.

### *System level interventions for BME groups*

ANDERSON2003 aimed to assess the effectiveness of programmes to recruit and retain staff members who reflect the cultural diversity of the community. The reviewers did not identify sufficient literature to evaluate these programmes. ANDERSON2003 evaluated the use of culturally specific health education materials for various outcomes. The review reported that the use of these materials had a positive effect on self-referral for screening (18% increase,  $p<0.01$ ), as well as overall service user satisfaction with the materials. FISHER2007 evaluated the use of culturally-based interventions to improve access to healthcare for BME groups. The review did not find any evidence to support interventions such as the use of staff of the same culture as the individual, or culturally specific messages (using community members to convey health information), materials or health-related practices aimed at changing individual behaviour among people from BME groups. Furthermore, although a number of studies which evaluated interventions aimed at matching the culture of the community with healthcare provisions were identified in this review (for example, lay educators, culturally specific practitioners, public health nurses, small group sessions to educate the public), these studies did not show a significant benefit on the health behaviours and access to healthcare for BME groups.

BEACH2006 reported that the strategy of bypassing the physician and having a nurse or nurse practitioner screen individuals was found to be effective in the provision of preventative services for BME individuals. There was insufficient evidence in this review to assess the added benefit of structured questionnaires to improve the assessment of BME groups and facilitate better communication between the individual and the practitioner (BEACH2006).

BEACH2006 identified a single study that evaluated the use of remote simultaneous translation<sup>9</sup>, which reported an improvement in accuracy of translation, improved individual-practitioner communication, and greater service user and practitioner satisfaction.

BEACH2006 reported that there is strong evidence for the use of tracking/reminder systems in increased use of preventative healthcare services for BME groups.

---

<sup>9</sup> In which the interpreter translates simultaneously with the speaker but is not in the same room.

### *Treatment level interventions for BME groups*

ANDERSON2003 did not identify any evidence which indicated the effectiveness of culturally or ethnically specific clinics or services located within the community served.

BEACH2006 identified a single study evaluating two types of culturally specific interventions against a control (no treatment) for depression. The two interventions were QI-MEDS and QI-THERAPY<sup>10</sup> for treating depression in BME groups. There was insufficient evidence to assess the effectiveness of culturally specific interventions on improving access for BME or other hard to reach groups. However, there was some evidence to support the use of multifaceted interventions for BME groups (BEACH2006).

FISHER2007 evaluated strategies (such as 'training of trainers', making culturally specific adaptations to treatment interventions including CBT, and incorporating community workers into a standard intervention) and reported an improvement in individuals' understanding of disease, service user satisfaction and a trend for improving individual behaviours. However, no outcomes which assessed increased access or uptake of treatment were identified. It should be noted that the nature of the interventions and outcomes of the studies included in this review were highly variable.

### *Interventions for older individuals*

VANCITTERS2004 reviewed the effectiveness of a community-based mental health outreach services for older individuals. The results of the review indicate that compared with traditional sources of referral (for example, medical practitioners, family members and informal caregivers), the use of the 'gatekeeper approach' (defined here as non-traditional community referral sources) reaches older individuals, who are less likely to gain access to mental healthcare and other services through traditional routes. However, at one year follow-up no significant difference was observed in service use or out-of-home placements between those referred using the gatekeeper model and those referred by traditional sources.

---

<sup>10</sup> Quality Improvement (QI) interventions were designed to take into account treatment choice and patient preference, as well as address, language, and cultural barriers, using culturally and linguistically appropriate educational and intervention materials when necessary. For the QI-MEDS intervention, trained nurses were provided to support the patient with treatment adherence. For the QI-THERAPY intervention, the patient is provided with 8-12 sessions of cognitive behavioural therapy by specially trained therapists, and had access to other materials and resources. All patients had a choice of treatment and variability between groups was only for the availability of specialist resources (that is, the trained nurse in the QI-MEDS group and the study-sponsored CBT therapists in the QI-THERAPY group).

#### **4.4.5 Clinical evidence summary**

The above reviews have identified several potential factors that affect access to healthcare for the general population and the vulnerable groups that were the subject of specific reviews (BME groups and older people). The evidence base for the efficacy of mental healthcare interventions specifically is sparse and therefore evidence from the general healthcare literature was also drawn on.

##### *Factors affecting access*

For the purpose of this review factors that may affect access have been categorised as individual level factors, practitioner level factors, system and process level factors and resource or practical factors.

*Individual level factors* identified in the review include:

- feelings of shame
- stigma and fear
- distrust of healthcare services
- masking and normalising of symptoms (especially mental health symptoms)
- limited English proficiency, resulting in communication problems
- lack of knowledge about mental health symptoms or services
- lack of support or encouragement to access healthcare services from families and community
- a belief in spirituality and self-reliance as a means of overcoming health care problems
- somatisation.

*Practitioner level factors* identified in the review include:

- poor communication with patients and the wider community
- poor attitude to patients
- stereotyping of individuals by practitioners
- inadequate assessments arising from limited information about a range of issues (for example, cultural background)
- lack of secondary referral for those requiring further treatment or assessment
- minimisation or poor recognition of mental health symptoms.

*System and service level factors* identified in the review include:

- poor allocation of services and poor quality of services
- poor communication between services
- lack of flexibility in healthcare systems and practices to take into account individuals' cultural beliefs

- use of standard procedures and practices which are unfamiliar or unexplained to vulnerable individuals.

*Resource-based or practical factors* identified in the review include:

- transportation issues
- poor appointment systems
- childcare issues.

### ***Adapting models of service delivery and therapeutic interventions***

Remote communication or other non face-to-face methods of treatment and communication were found to be effective in increasing access to mental healthcare and other healthcare services. However, these services may in turn create inequalities in access for those who may not have telephones or computers. They were also found to increase uptake and retention in treatment as well as have high service user satisfaction. The use of personal medical services targeting and enhancing service in under-developed areas was found to be effective in improving mental healthcare for older people and those in deprived areas. Information giving prior to consultations was also found to increase service user satisfaction and encourage question asking by individuals. The evidence suggests that walk-in centres and NHS Direct do not increase access for vulnerable groups. Mass media interventions and campaigns were found to be effective in promoting general healthcare utilisation.

### ***Service developments and interventions that are specifically designed to promote access***

Interventions designed to address the factors that affect access at the individual or practitioner level (for example, language-concordance, cultural competence training for practitioners and use of interpreters) may increase access for vulnerable groups. There is some evidence (from a single review) to suggest that language-concordance between the individual and practitioner increases the number of individuals given follow-up appointments, although no evidence was found to indicate any increase in uptake of treatment. Negative effects were found when using interpreters on various outcomes, such as poor accuracy of translations by ad hoc translators, and 'normalisation' of clinically significant symptoms by ad hoc translators, especially for mental health symptoms. However, positive effects were identified on service user satisfaction and service user outcomes when qualified translators were used. The results of two systematic reviews found that cultural competence training and practitioner education resulted in greater service user satisfaction. It must be noted that only a small number of studies assessed these variables within the included systematic reviews.

System level interventions targeted at BME groups were also evaluated in this review. The review did not identify sufficient evidence to assess the

effectiveness of recruiting practitioners from the same culture as the individual in increasing access to services for BME groups. Although use of culturally appropriate materials was found to have a positive impact of healthcare access and service user satisfaction with services in one review, other reviews could not support this assertion and hence the evidence of their effectiveness is inconclusive. There was strong evidence to support the use of tracking/reminder systems to increase the utilisation of healthcare by vulnerable individuals. There is no evidence to suggest that culturally adapted treatment interventions improve access for BME groups.

The evidence suggests that community-based outreach services such as the gatekeeper model were found to be more effective than traditional referral methods in reaching older individuals.

#### **4.4.6 Health economic evidence**

No studies were identified in the systematic literature review that considered the cost effectiveness of various methods and models adapted or designed to improve access to healthcare.

#### **4.4.7 From evidence to recommendations**

The evidence that informed the GDG decisions on methods to improve access to mental health services for common mental disorders was drawn from a number of sources. It included reviews of populations with a range of physical and mental disorders, with severe mental illness (in some cases also including common mental disorders) and populations where the only disorder was a common mental disorder. The GDG considered it appropriate to use evidence from such populations as the factors that might affect access in these populations (such as age or ethnicity) may exert their effect to a greater or lesser degree independent of the disorder itself. However, the GDG were mindful of the extrapolation this required when drawing up the recommendations. The data reviewed also often reported only improved access to services and not necessarily the impact on outcomes, but the GDG took the view that this process measure (increased access) was appropriate, particularly when other NICE guidelines (to which this guideline relates) offer specific advice, where appropriate, on how interventions may be offered or delivered to meet the needs of groups who are under-represented in services.

The evidence review suggests that there are a number factors affecting access to healthcare services for all individuals. For mental healthcare specifically, these factors relate to factors such as stigma and fear, along with a lack of knowledge about mental healthcare services. For certain BME groups, this can further be extended to communication problems due to limited English proficiency and cultural views about mental health problems, which are not concordant with the conventional western views in much of the current healthcare system. The behaviour of a practitioner may also affect access to

mental healthcare through poor communication style, lack of cultural awareness, lack of knowledge about available mental healthcare services and other poor practice such as inadequate assessment and poor referral on to specialist services. The evidence also suggests that there are systems and processes in place within healthcare provision that can also negatively affect access to healthcare. For example, rigid referral procedures and care pathways, that do not account for individual variation in culture, poor communication between services and a lack of quality mental healthcare services. In addition, the literature also identified practical factors which affect access to healthcare, such as lack of transportation, long waiting times and a lack of childcare.

The evidence suggests that modifications to existing methods and models can be effective in addressing inequalities in healthcare provision across all groups, as well as for targeted, vulnerable groups. For example, the use of remote communication can improve general access to mental healthcare services. Furthermore, adaptations to existing services can also improve access for vulnerable groups. For example, the use of bilingual therapists or qualified translators can improve access for certain BME groups. These types of specific intervention were evaluated, and the evidence for 'race-concordance' between the individual and the practitioner was inconclusive. Furthermore, although there was evidence to support the use of culturally appropriate materials, there was no evidence to support the effectiveness of culturally adapted psychological interventions for improving access to mental healthcare services.

The GDG took into account the above factors and/or interventions that were associated with differential access to services. In doing so they were mindful of the lack of evidence in some areas, the fact that some of the data drew on other areas of health care and that the evidence for a direct impact on outcomes was often limited. Inevitably this meant that the GDG drew on its expert opinion in formulating the recommendations. The GDG also carefully considered the proper focus for the recommendations. For some the focus is on the behaviour of individual health practitioners, for others it is on the service and on groups of healthcare professionals and managers working together to develop and deliver improved methods to promote increased access to services.



## 4.5 RECOMMENDATIONS

**4.5.1.1** Primary and secondary care clinicians, managers and commissioners should work together to ensure that there are clear and explicit criteria for entry to the service. They should provide information about the services and interventions that constitute the care pathway, including the:

- range and nature of the interventions provided
- settings in which services are delivered
- processes by which a service user moves through the care pathway
- means by which progress and outcomes are assessed
- delivery of care in related health and social care services.

**4.5.1.2** When providing information about care pathways to service users, their families and carers, all healthcare professionals should take into account their knowledge and understanding of mental health disorders and their treatment in the communities for which the pathway was developed.

**4.5.1.3** All information about services should be provided in a range of languages and formats (visual, verbal and aural) and available in a range settings throughout the whole community to which the service is responsible.

**4.5.1.4** Primary and secondary care clinicians, managers and commissioners should collaborate to develop care pathways that promote access to services for people with common mental health disorders. Care pathways for common mental health disorders should:

- support the integrated delivery of services across primary and secondary care
- have clear and explicit criteria for entry to the service
- focus on entry and not exclusion criteria
- have multiple means to access the service (including self-referral)
- provide multiple points of access that facilitate links with the wider healthcare system and community in which the service is located.

**4.5.1.5** In order to support access to services and increase the uptake of interventions, ensure that:

- systems are in place to provide for the overall coordination and continuity of care of people with common mental health disorders, and
- designate a healthcare professional to oversee the whole period of care (usually a GP in a primary care setting).

**4.5.1.6** In order to support access to services and increase the uptake of interventions, provide services in a variety of settings. Base the structure and distribution of services on an assessment of local needs, which should usually include delivery of:

- assessment and interventions outside normal working hours
- interventions in the service user's home or other residential settings
- specialist assessment and interventions in non-traditional community-based settings (for example, community centres, social centres) and where appropriate, in conjunction with staff from those settings
- both generalist and specialist assessment and intervention services in primary care settings.

**4.5.1.7** Primary and secondary care clinicians, managers and commissioners should consider a range of support services to facilitate access and uptake of services. These may include providing:

- crèche facilities
- assistance with transport or travel
- advocacy services.

**4.5.1.8** Consider modifications to the method and mode of delivery of interventions based on the assessed local needs and which may usually include using:

- technology, for example, text messages, email, telephone and computers, to facilitate the delivery of assessment and treatment interventions, and outcome monitoring, for people who may find it difficult to, or choose not to, attend a specific service
- bilingual therapists or independent translators to support the delivery of both assessment and treatment interventions.

**4.5.1.9** Be respectful of, and sensitive to, cultural, ethnic and religious backgrounds when working with people with common mental health disorders, and be aware of the possible variations in the presentation of these conditions. Ensure competence in:

- culturally sensitive assessment
- using different explanatory models of common mental health disorders
- addressing cultural and ethnic differences when developing and implementing treatment plans
- working with families from diverse ethnic and cultural backgrounds.

- 4.5.1.10** Do not significantly vary the content and structure of assessments or interventions to address specific cultural or ethnic factors (beyond language and the cultural competence of staff), except as part of a formal evaluation of such modifications to an established intervention as there is little evidence to support significant variations to the content and structure of assessments or interventions.

## 5 CASE IDENTIFICATION AND FORMAL ASSESSMENT

### 5.1 INTRODUCTION

#### 5.1.1 Recognition of depression

As was described in Chapter 2, most depressed people who consult their GP are not recognised as depressed, in large part because most such service users are consulting for a somatic symptom and do not consider themselves as depressed, despite the presence of symptoms of depression (Kisely *et al.*, 1995). Symptoms such as fatigue, insomnia, and chronic pain that are associated with depression may be missed because they are attributed to a physical disorder (a disorder that is actually comorbid with depression).

It is likely that only around 30% of people presenting with depressive disorder are diagnosed and offered treatment (Marks *et al.*, 1979). This is a source of concern, although it is probably more the case for mild rather than more severe disorders (Kessler *et al.*, 2002). The consequences of this poor recognition are uncertain, in a large multi-centre WHO study of mental disorders, episodes of depression that were either untreated by the GP or missed entirely had the same outlook as treated episodes of depression; however, they were milder at initial consultation (Goldberg *et al.*, 1998). A smaller UK study (Kessler *et al.*, 2002) found that the majority of individuals with undetected depression either recovered or were diagnosed during the follow-up period; however, almost 20% of individuals included in the study remained undetected by a healthcare professional and unwell after 3 years.

Depressed people with more severe disorders or who present with psychological symptoms are more likely to be recognised as depressed. This is an undesirable state of affairs, in which large numbers of people each year suffer depression, with many personal and social consequences and suffering involved, and major implications for primary care.

#### 5.1.2 Recognition of anxiety disorders

As with depression, anxiety symptoms are also often not recognised by primary healthcare professionals because service users may not complain of them directly (Tylee & Walters, 2007). Modes of presentations for anxiety disorders, which initially may not be recognised as being due to anxiety, include frequent attendance with multiple symptoms, which may initially be considered as possible symptoms of a physical disorder (Blashki *et al.*, 2007).

Given that anxiety disorders are often associated with physical symptoms, it is not surprising to find that they are also commonly found amongst people

receiving care in non-psychiatric secondary care settings. As in primary care, these frequently go unrecognised unless clinicians specifically look out for these disorders during routine consultations (Kroenke *et al.*, 1997).

Based upon surveys in hospital settings, OCD is also common amongst people with long-term physical health problems. For example 20% of UK dermatology outpatients (Fineberg *et al.*, 2003) and 32% of people presenting to rheumatologists and dermatologists with systemic lupus erythematosus (Slattery *et al.*, 2004) met criteria for OCD.

The nature of some symptoms of panic attacks, such as palpitations, tachycardia, shortness of breath and chest pain, may lead some individuals to think that they are experiencing a potentially life threatening illness, such as a heart attack. This often results in presentation to A&E departments. It has been estimated that between 18 and 25% of patients who present to emergency or outpatient cardiology settings meet the criteria for panic disorder (Huffman & Pollack, 2003), which is often not recognised.

The problem of under-recognition for anxiety disorders has recently been highlighted by evidence that the prevalence of PTSD is significantly under-recognised in primary care (Ehlers *et al.*, 2009). Many individuals will consult their GP shortly after experiencing a traumatic event, but will not present a complaint or request for help specifically related to the psychological aspects of the trauma; for example, an individual who has been physically assaulted, involved in a road traffic accident or an accident at work might present requiring attention to the physical injuries sustained. Similarly, individuals who have been involved in traumatic life events often present at local emergency departments, notification of which is sent to GPs.

Finally, as was also noted in Chapter 2, one major reason for poor recognition of common mental disorders has been found to be a lack of effective consultation skills on the part of some GPs.

## 5.2 CASE IDENTIFICATION

### 5.2.1 Introduction

The original edition of the NICE guideline on depression, in addition to other NICE mental health guidelines, considered the case for general population screening for a number of mental health disorders, and concluded that it should only be undertaken for specific high-risk populations where benefits of early identification outweigh the downsides (see for example, NICE, 2004b). In the case of the NICE Depression guideline (NICE, 2010), these were people with a history of depression, significant physical illnesses causing disability or other mental health problems, such as dementia. The criteria by which NICE judged the value of this approach was set out by the UK NHS

National Screening Committee (NSC). Additional experience on the use of case identification strategies for depression has emerged since this approach was endorsed and incentivised under the NHS primary care Quality and Outcomes Framework (QOF) (British Medical Association and NHS Employers, 2006).

Recently, the updated edition of the depression guideline (NCCMH, 2010a) and the guideline on depression in adults with chronic physical health problems (NCCMH, 2010b, forthcoming) reviewed available case identification instruments for depression. These guidelines recommended that healthcare professionals should be alert to possible depression (particularly in people with a past history of depression or a chronic physical health problem with associated functional impairment) and consider asking people who may have depression two questions, known as the 'Whooley questions':

1. During the last month, have you often been bothered by feeling down, depressed or hopeless?
2. During the last month, have you often been bothered by having little interest or pleasure in doing things?

If a person answers 'yes' to either of these questions, then the guidelines recommend that a practitioner who is competent to perform a mental health assessment should review the person's mental state and associated functional, interpersonal and social difficulties. Furthermore, when assessing a person with suspected depression, the guidelines recommend that practitioners should consider using a validated measure (for example, for symptoms, functions and/or disability) to inform and evaluate treatment.

Compared with depression, the case for the routine identification of anxiety has received less attention. Nevertheless, the epidemiology and unmet needs attributable to anxiety are similar to that of depression. There has been less experience to draw upon relating to the use of routine case identification measures in primary care in the UK, since their use has not previously been endorsed by the UK QOF. A decision was taken in formulating the scope of the common mental health disorder guideline that the use of brief anxiety questionnaires should be considered alongside depression questionnaires. The classification of anxiety disorders is more complex compared with depressive disorders, however, the view of the GDG was that the development of separate case identification questions for each type of anxiety disorder would very likely be impractical and have no utility for routine use in primary care. The GDG's preference was to explore the possibility that a small number of case identification questions with general applicability for a range of anxiety disorders should be the start point for a review in this area. As with the depressive disorders, a potentially positive response would then prompt a further assessment.

Given that case identification instruments were recently reviewed for the two depression guidelines, the present review will focus on case identification instruments for anxiety or GAD.

### ***Definition***

Case identification instruments were defined, for the purposes of this review, as validated psychometric measures that were used to identify people with anxiety. The review was limited to instruments likely to be used in UK clinical practice, that is, 'ultra brief instruments' (defined as those with 1–3 items) or 'longer instruments' (defined as those with 4–12 items). The identification instruments were assessed in consultation samples (which included primary care and general medical services) and community populations. 'Gold standard' diagnoses were defined as DSM or ICD diagnosis of anxiety; studies were sought that compared case identification with an ultra brief or longer instrument with a gold standard. Studies that did not clearly state the comparator to be diagnosis by DSM or ICD, used a scale with greater than 12 items, or did not provide sufficient data to be included in the review were excluded.

### **5.2.2 Clinical review protocol**

The review protocol, including the review questions, information about the databases searched, and the eligibility criteria used for this section of the guideline, can be found in Table 13 (further information about the search strategy can be found in Appendix 6).

**Table 13: Clinical review protocol for the review of case identification tools**

Component	Description
Review question(s)	1. In adults (18 years and older) with a suspected anxiety disorder at first point of contact, what ultra brief identification tools (1-3 items) when compared with a gold standard diagnosis (based on DSM or ICD criteria) improve identification (i.e., sensitivity, specificity, positive likelihood ratio, negative likelihood ratio, diagnostic odds ratio) of people with an anxiety disorder? 2. In adults (18 years and older) with a suspected anxiety disorder at first point of contact, what longer identification tools (4-12 items) when compared with a gold standard diagnosis (based on DSM or ICD criteria) improve identification (i.e., sensitivity, specificity, positive likelihood ratio, negative likelihood ratio, diagnostic odds ratio) of people with an anxiety disorder?
Objectives	To determine whether there are any case identification instruments that could be recommended for use in primary care.
Population	Adults (18 years and older)
Intervention(s)	Case identification instruments ( $\leq 12$ items)
Comparison	DSM or ICD diagnosis of anxiety or GAD
Critical outcomes	Sensitivity, specificity, positive predictive value, negative predictive value, area under the curve
Electronic databases	Embase, Medline, CINAHL, PsycINFO
Date searched	Inception to 10.09.2010
Study design	Cross-sectional
<i>Note.</i> DSM = Diagnostic and Statistical Manual; ICD = International Classification of Diseases.	

### 5.2.3 Studies considered<sup>11</sup>

The literature search for observational studies resulted in 3849 articles. Scanning titles/abstracts identified 1,019 potentially relevant studies. Further inspection of these identified a total of 20 studies (N=15,344) that met the eligibility criteria for this review: BYRNE2010 (Byrne & Pachana, 2010), CAMPBELL2009 (Campbell-Sills *et al.*, 2009), DENNIS2007 (Dennis *et al.*, 2007), EACK2006 (Eack *et al.*, 2006), GILL2007 (Gill *et al.*, 2007), HALL1999 (Hall *et al.*, 1999), HAWORTH2007 (Haworth *et al.*, 2007), KRASUCKI1999 (Krasucki *et al.*, 1999), KREFETZ2004 (Krefetz *et al.*, 2004), KROENKE2007 (Kroenke *et al.*, 2007), LANG2009 (Lang *et al.*, 2009), LOVE2002 (Love *et al.*, 2002), MEANS-C2006 (Means-Christensen *et al.*, 2006), NEWMAN2002 (Newman *et al.*, 2002), POOLE2006 (Poole & Morgan, 2006), SMITH2005 (Smith *et al.*, 2005), STARK2002 (Stark *et al.*, 2002), WEBB2008 (Webb *et al.*, 2008), WHELAN2009 (Whelan-Goodinson *et al.*, 2009), WILLIAMSON2005 (Williamson *et al.*, 2005). Of the 20 studies, 5 were conducted using a sample of older people, 15 were conducted using consultation samples (six of these were in primary care), five were conducted using a community sample, and 8

<sup>11</sup> Here and elsewhere in the guideline, each study considered for review is referred to by a study ID in capital letters (primary author and date of study publication, except where a study is in press or has been submitted for publication, then a date is not used).



were conducted using people with chronic physical health problems. All studies were published in journals between 1999 and 2010. A number of studies did not meet one or more eligibility criteria (112 were about depression only; 30 did not use an appropriate gold standard; 74 were about an instrument with more than 12 items; 294 because they reported data for a non-English language instrument) or could not be evaluated (438 reported insufficient data; 53 were not available as full text). Further information about both included and excluded studies can be found in Appendix 12.

### 5.2.4 Evaluating identification instruments for anxiety

RevMan 5 was used to summarise diagnostic accuracy data from each study using forest plots and summary ROC plots<sup>12</sup>. Where more than two studies reported appropriate data, a bivariate diagnostic accuracy meta-analysis was conducted using Stata 10 with the MIDAS (Module for Meta-analytical Integration of Diagnostic Test Accuracy Studies; Dwamena, 2007) command in order to obtain pooled estimates of sensitivity, specificity, likelihood ratios and diagnostic odds ratio (for further details, see Chapter 3). To maximise the available data, the most consistently reported and recommended cut-off points for each of the scales were extracted (see Table 14).

**Table 14: Cut-off points used for each of the case identification instruments**

Instrument	Details	Cut-off point
ADD (GAD item)	5 yes/no items, one of which is used to detect GAD	1
ADS GA	11 yes/no items, which are added to produce a score from 0-11	2-3+
ADS GA (3 items)	3 items from the ADS-GA	1-2+
ADS GA (4 items)	4 items from the ADS-GA	1-2+
BAI-FS	7 items (subjective, non-somatic symptoms) from the BAI.	4+
BSI-Anxiety	6 items, rated on a 5-point scale of distress, ranging from not at all (0) to extremely (4). The 2 item version consists of items 1 and 4.	63+ (T score)
BSI-Anxiety (2 items)	Items 1 and 4 from the BSI-Anxiety, rated on a 5-point scale of distress, ranging from not at all (0) to extremely (4).	2.5+
EPQ-N	Neuroticism scale from the EPQ	0.37
GAD-2	2 items from the GAD-7	3+
GAD-7	A 7-item self-report scale measuring symptoms of GAD over the last 2 weeks on a 4 point Likert type scale.	8+
GAD-Q-IV	9-item self-report measure, designed for use as an initial screen to diagnose Generalized Anxiety Disorder.	4.5+

<sup>12</sup> LANG2009 reported sensitivity and specificity, but did not report information to calculate true positives, false positives, true negatives and false negatives, and therefore is not included in the figures.

GAI-SF	5 items from the GAI	3+
GHQ-12	12 items from the GHQ-28	2-3+
HADS-A	7 items from the HADS, measuring anxiety symptoms over the previous week on a 7 point Likert type scale.	7-8+
MCS-12	Mental health component summary scale of the SF-12.	≤50
OASIS	A 5-item self-report measure. Responses are coded 0-4.	8+
PHQ-A	Anxiety module from the PHQ. Responses are scored on a 3 point Likert type scale, that ranges from 'not at all' to 'more than half the days'.	NR
PSWQ-A	An abbreviated version of the PSWQ developed for older adults.	22+
RSCL	A self-report scale to measure symptoms of psychological distress reported by people attending primary care services.	7+
VAS	A 20 cm line divided into 10 equal sized parts ranging from 'No anxiety' to 'Most anxiety'. Participants draw a vertical line through where they feel their anxiety over the past week is best represented.	10-11 cm
<p><i>Note.</i> ADD = Anxiety and Depression Detector; ADS-GA = Anxiety Disorder Scale-Generalised Anxiety Subscale; BAI-FS = Beck Anxiety Inventory-Fast Screen; BSI-Anxiety = Brief Symptom Inventory - Anxiety subscale; EPQ-N = Eysenck Personality Questionnaire - Neuroticism Scale; GAD = Generalised Anxiety Disorder Assessment; GAD-Q-IV = Generalized Anxiety Disorders Questionnaire 4th Edition; GAI-SF = Geriatric Anxiety Inventory - Short Form; GHQ-12 = General Health Questionnaire-12 item version; HADS-A = Hospital Anxiety and Depression Scale-Anxiety subscale; MCS = Mental Health Component Summary scale; NA = not applicable; NR = not reported; OASIS = Overall Anxiety Sensitivity and Impairment Scale; PHQ = Patient Health Questionnaire; PSWQ = Penn State Worry Questionnaire; RSCL = Rotterdam Symptom Checklist; VAS = Visual Analogue Scale.</p>		

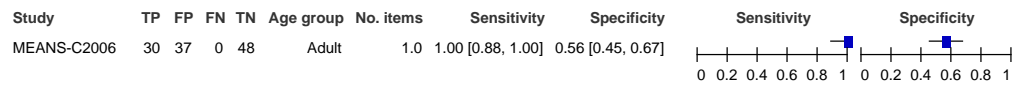
Heterogeneity is usually much greater in meta-analyses of diagnostic accuracy studies compared with RCTs (Cochrane Collaboration, 2008; Gilbody *et al.*, 2007a). Therefore, a higher threshold for acceptable heterogeneity in such meta-analyses is required. However when pooling studies resulted in  $I^2 > 90\%$ , meta-analyses were not conducted.

Only three instruments were evaluated for diagnostic accuracy by more than one study (HADS-A, 8 studies; GHQ-12, 2 studies; GAD-Q-IV, 2 studies), but only the HADS-A studies could be meta-analysed. Table 15 and Figure 2 and Figure 4 summarise the diagnostic accuracy data for each of the ultra brief instruments. Table 16, Figure 5, Figure 6, and Figure 7 **Error! Reference source not found.** summarise the diagnostic accuracy data for each of the longer instruments. Figure 8 and Figure 9 summarise the results of the meta-analysis of the HADS-A.

**Table 15: Evidence summary table for ultra brief instruments (1–3 items)**

<b>Instrument (sample)</b>	<b>Target condition</b>	<b>No. items</b>	<b>Included studies</b>	<b>Sens. Spec.</b>	<b>LR+ LR–</b>	<b>Diag. OR</b>
ADD (GAD item) (consultation sample [PC], adults)	GAD	1	MEANS-C2006	1.00* 0.56	2.25 0.02	126.00
GAD-Q-IV-item #2 (consultation sample [PC], older adults)	GAD	1	WEBB2008	0.78 0.69	2.52 0.32	7.89
VAS (consultation sample, older adults)	Anxiety	1	DENNIS2007	0.50 0.61	1.27 0.82	1.54
BSI-Anxiety (2 items) (consultation sample [PC], adults)	Anxiety	2	LANG2009	0.55 0.85	3.67 0.53	6.93
GAD-2 (consultation sample [PC], adults)	Anxiety	2	KROENKE2007	0.65 0.88	5.42 0.40	13.62
GAD-2 (consultation sample [PC], adults)	GAD	2	KROENKE2007	0.86 0.83	5.06 0.17	29.99
BSI-Anxiety (2 items) (consultation sample [PC], adults)	Anxiety	2	LANG2009	0.55 0.85	3.67 0.53	6.93
ADS GA (3 items) (consultation sample [PC], older adults)	GAD	3	KRASUCKI1999	0.77 0.83	4.53 0.28	16.35
<i>Note.</i> ADD = Anxiety and Depression Detector; ADS GA-3 = 3-item version of the Anxiety Disorder Scale–Generalised Anxiety subscale; BSI-Anxiety = Brief Symptom Inventory – Anxiety subscale; GAD = Generalised Anxiety Disorder Assessment; GAD-Q-IV = Generalized Anxiety Disorders Questionnaire 4th Edition; PC = primary care; VAS = Visual Analogue Scale.						

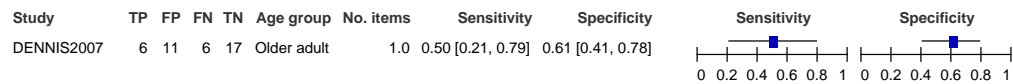
## ADD (GAD item)



## GAD-Q-IV Item 2 (GAD)



## VAS (Anxiety)



## BSI-Anxiety-2 item



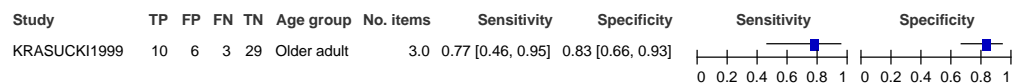
## GAD-2 (Anxiety)



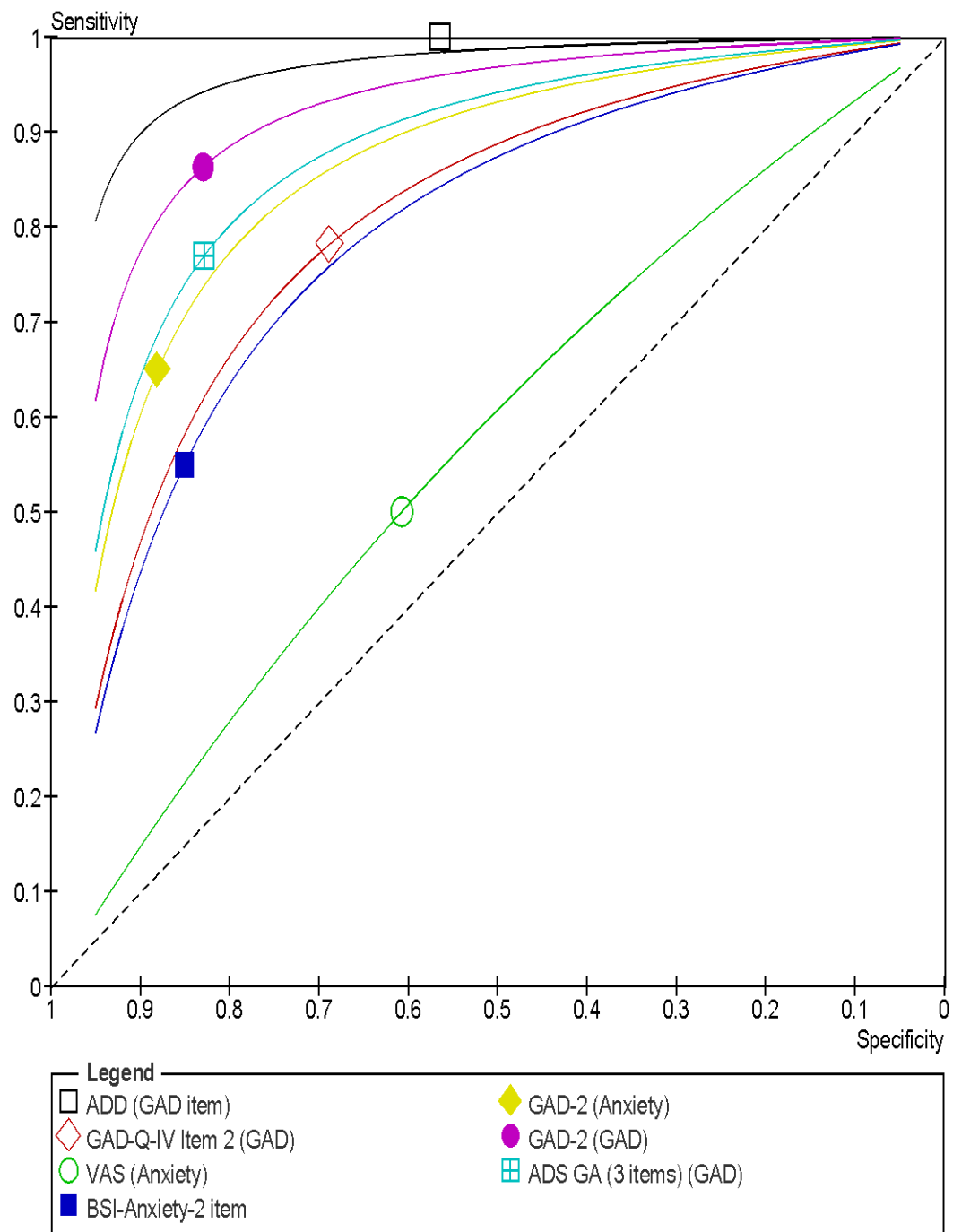
## GAD-2 (GAD)



## ADS GA (3 items) (GAD)



**Figure 3: Forest plot of sensitivity and specificity for ADD (GAD item), GAD-Q-IV item 2, VAS, GAD-2, ADS GA (3 items)**



**Figure 4: Summary ROC plot of tests for ultra brief instruments**

**Table 16: Evidence summary table for longer instruments (4–12 items)**

Instrument (sample)	Target condition	No. items	Included studies	Sens. Spec.	LR+ LR-	Diag. OR
ADS GA (4 items) (consultation sample [PC], older adults)	GAD	4	KRASUCKI1999	0.77 0.83	4.53 0.28	16.35
OASIS (consultation sample [PC], adults)	Anxiety	5	CAMPBELLSILLS2009	0.89 0.71	3.07 0.15	19.81
GAI-SF (community sample, older adults)	GAD	5	BYRNE2010	0.75 0.87	5.77 0.29	20.08
BSI-Anxiety (6 items) (consultation sample [PC], adults)	Anxiety	6	LANG2009	0.47 0.91	5.22 0.58	8.97
BAI-FS (consultation sample, adults, chronic health problems)	Anxiety	7	KREFETZ2004	0.82 0.59	2.00 0.31	6.56
GAD-7 (consultation sample [PC], adults)	Anxiety	7	KROENKE2007	0.77 0.82	4.28 0.28	15.25
GAD-7 (consultation sample [PC], adults)	GAD	7	KROENKE2007	0.92 0.76	3.83 0.11	36.42
HADS-A (consultation sample, adults & older adults, chronic health problems)	Anxiety	7	DENNIS2007 HALL1999 HAWORTH2007 LOVE2002 POOLE2006 SMITH2005 STARK2002 WHELAN-GOODINSON2009	0.77 (0.62–0.88) $I^2=85\%$ 0.72 (0.65–0.78) $I^2=86\%$	2.8 (2.0–3.9) 0.32 (0.17–0.58)	9 (4–22)
PHQ-A (community sample, adults)	Anxiety	7	EACK2006	0.42 0.85	2.80 0.68	4.10
RSCL (consultation sample, chronic health problems)	Anxiety	8	HALL1999	0.85 0.67	2.58 0.22	11.51
PSWQ-A (consultation sample [PC], older adults)	GAD	8	WEBB2008	0.79 0.63	2.14 0.33	6.41
GAD-Q-IV (consultation sample [PC], older adults)	GAD	9	WEBB2008	0.68 0.72	2.43 0.44	5.46
GAD-Q-IV (community sample, adults)	GAD	9	NEWMAN2002	0.83 0.89	7.55 0.19	39.50
ADS GA (consultation sample [PC], older adults)	GAD	11	KRASUCKI1999	0.85 0.71	2.93 0.21	13.87
EPQ-N (consultation sample, adults)	GAD	12	WILLIAMSON2005	0.82 0.80	4.10 0.23	18.22
GHQ-12	GAD	12	WILLIAMSON2005	0.76	3.45	11.23

(community sample, adults)				0.78	0.31	
MCS-12	Anxiety	12	GILL2007	0.81	3.00	11.53
(community sample, adults)				0.73	0.26	
<i>Note.</i> ADS-GA = Anxiety Disorder Scale-Generalised Anxiety subscale; BAI-FS = Beck Anxiety Inventory - Fast Screen; BSI-Anxiety = Brief Symptom Inventory - Anxiety subscale; CMHD = common mental health disorder; EPQ-N = Eysenck Personality Questionnaire - Neuroticism Scale; GAD = Generalised Anxiety Disorder Assessment; GAD-Q-IV = Generalized Anxiety Disorders Questionnaire 4th Edition; GAI-SF = Geriatric Anxiety Inventory-Short Form; GHQ-12 = General Health Questionnaire-12 item version; HADS-A = Hospital Anxiety and Depression Scale - Anxiety subscale; MCS = Mental Health Component Summary scale; OASIS = Overall anxiety sensitivity and impairment scale; PC = primary care; PHQ = Patient Health Questionnaire; PSWQ-A = Penn State Worry Questionnaire-A; RSCL = Rotterdam symptom checklist.						

## ADS GA (4 items) (GAD)

Study	TP	FP	FN	TN	Age group	No. items	Sensitivity	Specificity	Sensitivity	Specificity
KRASUCKI1999	10	6	3	29	Older adult	4.0	0.77 [0.46, 0.95]	0.83 [0.66, 0.93]		

## OASIS (Anxiety)

Study	TP	FP	FN	TN	Age group	No. items	Sensitivity	Specificity	Sensitivity	Specificity
CAMPBELL2009	823	32	102	79	Adult	5.0	0.89 [0.87, 0.91]	0.71 [0.62, 0.79]		

## GAI-SF (GAD)

Study	TP	FP	FN	TN	Age group	No. items	Sensitivity	Specificity	Sensitivity	Specificity
BYRNE2010	0	0	0	0	Adult	5.0	Not estimable	Not estimable		

## BSI-Anxiety-6 item

Study	TP	FP	FN	TN	Age group	No. items	Sensitivity	Specificity	Sensitivity	Specificity
LANG2009	24	10	27	97	Adult	6.0	0.47 [0.33, 0.62]	0.91 [0.83, 0.95]		

## BAI-FS (Anxiety)

Study	TP	FP	FN	TN	Age group	No. items	Sensitivity	Specificity	Sensitivity	Specificity
KREFETZ2004	18	17	4	24	Adult	7.0	0.82 [0.60, 0.95]	0.59 [0.42, 0.74]		

## GAD-7 (Anxiety)

Study	TP	FP	FN	TN	Age group	No. items	Sensitivity	Specificity	Sensitivity	Specificity
KROENKE2007	145	140	43	637	Adult	7.0	0.77 [0.70, 0.83]	0.82 [0.79, 0.85]		

## GAD-7 (GAD)

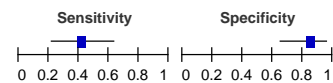
Study	TP	FP	FN	TN	Age group	No. items	Sensitivity	Specificity	Sensitivity	Specificity
KROENKE2007	67	214	6	678	Adult	7.0	0.92 [0.83, 0.97]	0.76 [0.73, 0.79]		

**Figure 5: Forest plots of sensitivity and specificity for ADS GA (4 items), OASIS, GAI-SF, BSI-Anxiety-6 item, BAI-FS, GAD-7**



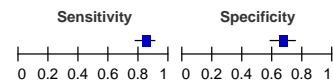
## PHQ-A (Anxiety)

Study	TP	FP	FN	TN	Age group	No. items	Sensitivity	Specificity
EACK2006	10	4	14	22	Adult	7.0	0.42 [0.22, 0.63]	0.85 [0.65, 0.96]



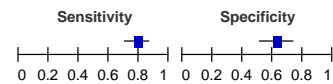
## RSCL (Anxiety)

Study	TP	FP	FN	TN	Age group	No. items	Sensitivity	Specificity
HALL1999	112	44	20	90	Adult	8.0	0.85 [0.78, 0.90]	0.67 [0.59, 0.75]



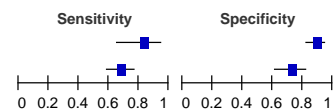
## PSWQ-A (GAD)

Study	TP	FP	FN	TN	Age group	No. items	Sensitivity	Specificity
WEBB2008	88	30	23	51	Older adult	8.0	0.79 [0.71, 0.86]	0.63 [0.52, 0.73]



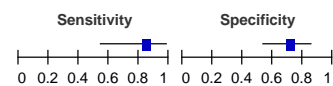
## GAD-Q-IV (GAD)

Study	TP	FP	FN	TN	Age group	No. items	Sensitivity	Specificity
NEWMAN2002	25	12	5	101	Adult	9.0	0.83 [0.65, 0.94]	0.89 [0.82, 0.94]
WEBB2008	75	22	35	58	Older adult	9.0	0.68 [0.59, 0.77]	0.72 [0.61, 0.82]



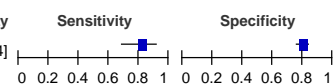
## ADS GA (GAD)

Study	TP	FP	FN	TN	Age group	No. items	Sensitivity	Specificity
KRASUCKI1999	11	10	2	25	Older adult	11.0	0.85 [0.55, 0.98]	0.71 [0.54, 0.85]



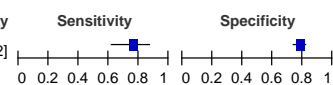
## EPQ-N (GAD)

Study	TP	FP	FN	TN	Age group	No. items	Sensitivity	Specificity
WILLIAMSON2005	41	84	9	335	Adult	12.0	0.82 [0.69, 0.91]	0.80 [0.76, 0.84]



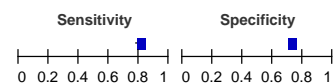
## GHQ-12 (GAD)

Study	TP	FP	FN	TN	Age group	No. items	Sensitivity	Specificity
WILLIAMSON2005	38	92	12	327	Adult	12.0	0.76 [0.62, 0.87]	0.78 [0.74, 0.82]

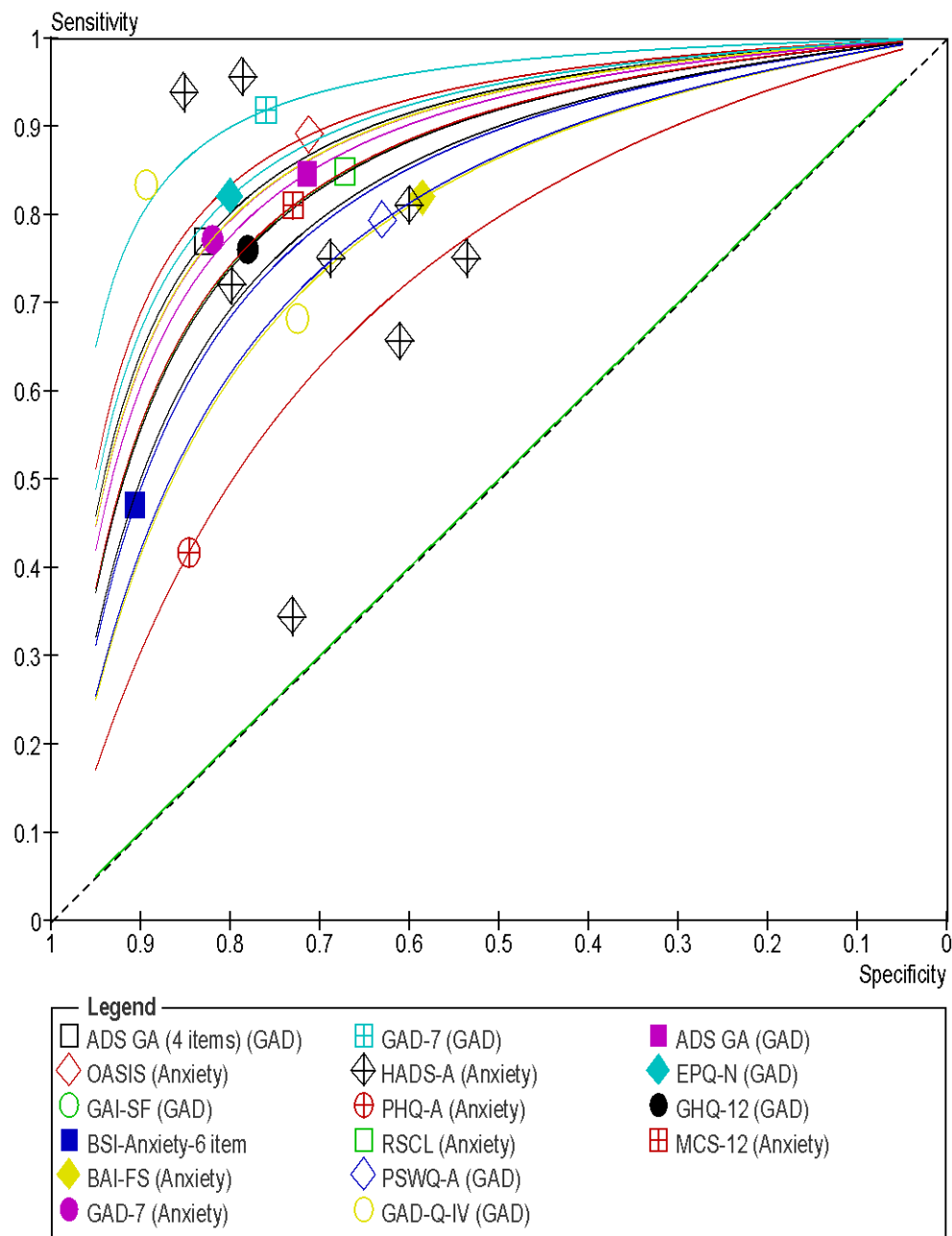


## MCS-12 (Anxiety)

Study	TP	FP	FN	TN	Age group	No. items	Sensitivity	Specificity
GILL2007	613	2632	144	7116	Adult	12.0	0.81 [0.78, 0.84]	0.73 [0.72, 0.74]



**Figure 6: Forest plots of sensitivity and specificity for PHQ-A, RSCL, PSWQ-A, GAD-Q-IV, ADS GA, EPQ-N, GAD-12, MCS-12**



**Figure 7: Summary ROC plot of tests for longer instruments**

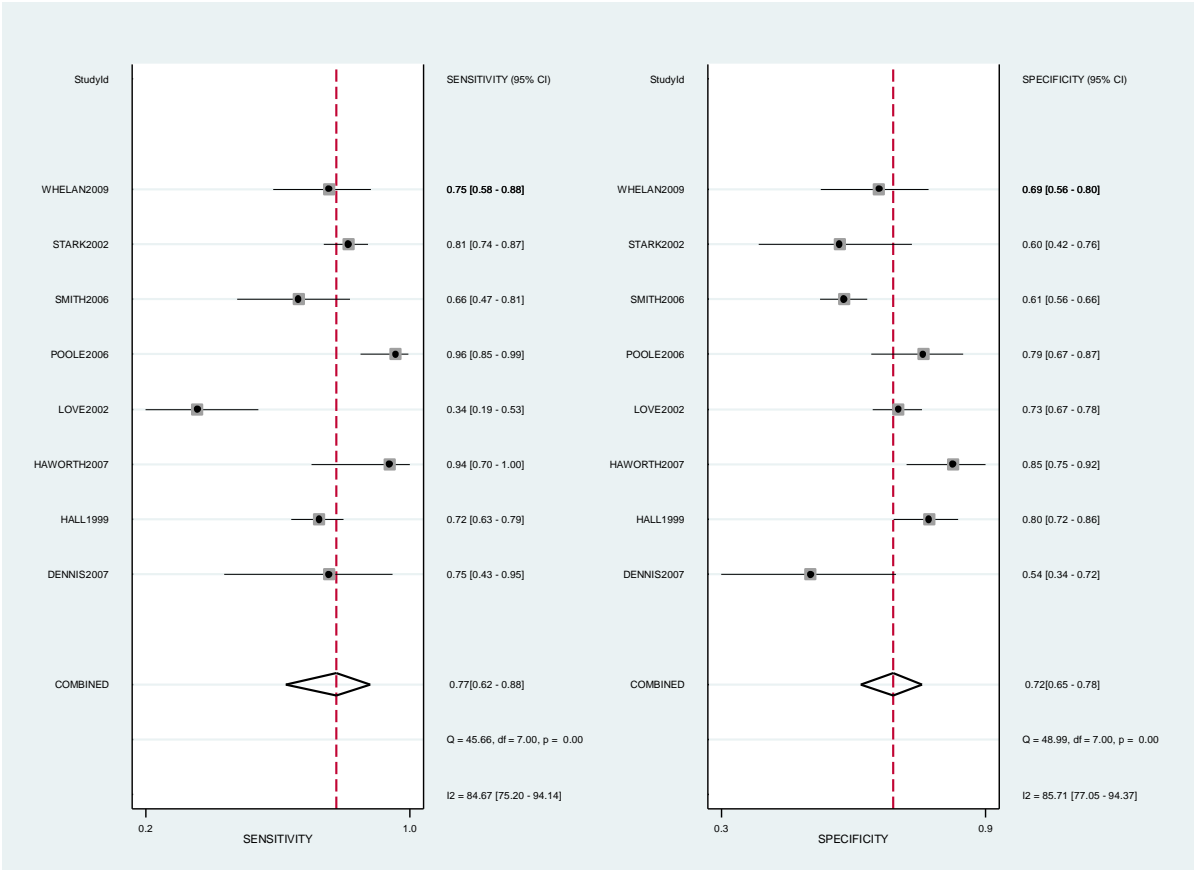
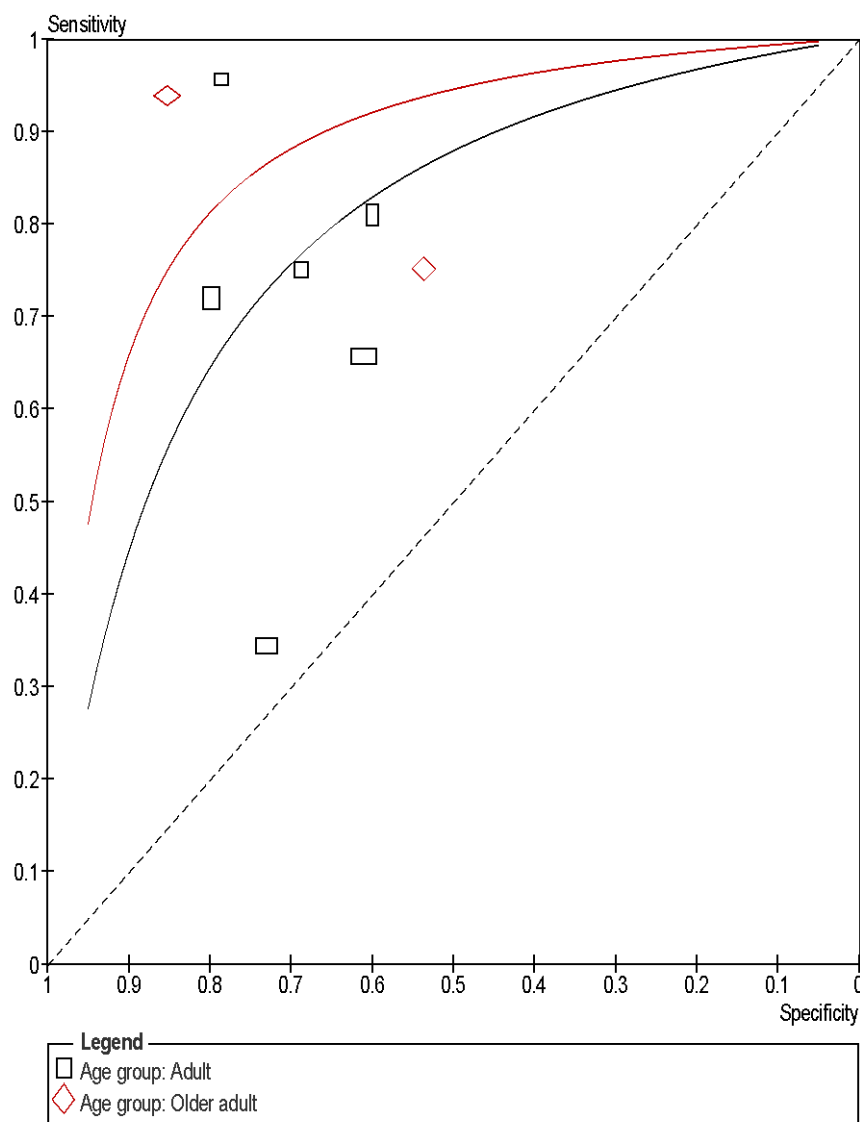


Figure 8: Forest plot of sensitivity and specificity for HADS-A



**Figure 9: Summary ROC plot of tests for HADS-A, by age group**

### 5.2.5 Clinical evidence summary

Only the HADS-A had enough evidence to synthesise the results using meta-analysis, although it should be noted that no studies were conducted in primary care. Therefore, the clinical utility of all instruments should be interpreted with some caution.

With regard to ultra brief instruments (defined as those with 1 to 3 items), for the identification of any anxiety disorder or GAD in adults, the GAD-2 had the best diagnostic accuracy for use in primary care. For the identification of GAD in older adults, the 3-item version of the ADS-GA had the best accuracy.

In secondary care, only the VAS has been evaluated, but diagnostic accuracy was poor.

With regard to longer instruments (defined as those with 4 to 12 items), for the identification of GAD in adults, the GAD-7 had the best diagnostic accuracy for use in primary care. For the identification of GAD in older adults, the 4-item version of the ADS GA had the best accuracy for use in primary care. In secondary care, the GAI-SF has adequate accuracy for the identification of GAD in older people. In a community sample, the GAD-Q-IV had good accuracy for the identification of GAD in adults. No other instruments had adequate accuracy, including the HADS-A, although as can be seen in Figure 9, the HADS-A may have better diagnostic accuracy when used with older adults.

### 5.2.6 Health economic evidence

The systematic search of the economic literature undertaken for the guideline identified only one eligible study on identification methods of postnatal depression (Hewitt *et al.*, 2009). This was a Health Technology Appraisal (HTA) and the validity (diagnostic accuracy), acceptability, clinical effectiveness and cost effectiveness of methods to identify postnatal depression were assessed. Although Hewitt and colleagues (2009) conducted an extensive systematic literature review, none of the studies retrieved comprised a full economic evaluation of a postnatal depression identification method. Therefore a model was constructed to assess the costs and outcomes of different identification strategies. The analysis was conducted from the NHS/personal social services (PSS) perspective. Although Hewitt and colleagues (2009) found 14 different strategies to have been validated in the literature, a review analysis of the validity of the diagnostic accuracy of the different identification methods was conducted in the HTA report and those results were used to determine the identification strategies considered in the economic analysis. Specifically the analysis considered the Edinburgh Postnatal Depression Scale (EPDS) (cut-off points 7-16) and the Beck Depression Inventory (BDI) (cut-off point 10), which were compared with current practice (that is, routine case identification without the formal use of a diagnostic instrument). The model consisted of two parts: (1) an identification model reflecting the diagnostic performance and administration costs of the alternative identification strategies; and (2) a treatment model that evaluated the subsequent costs and outcomes, expressed in quality adjusted life years (QALYs).

Women were assumed to enter the model at 6 weeks postnatally. The measure of outcome was the number of QALYs gained. The source of clinical effectiveness data was a systematic review and meta-analysis. Resource use estimates were based on assumptions and the guideline on antenatal and postnatal mental health (NCCMH, 2007). National unit prices were used and were expressed in 2006/7 prices.

The analysis estimated that routine care was the least costly and least effective strategy. Strategies were ranked in terms of costs (from the least expensive to the most expensive); the EPDS cut-off points 7 and 13 and the BDI cut-off point 10 were dominated as they were more expensive and less effective than the previous strategies and were excluded. The incremental cost-effectiveness ratios (ICERs) of the non-dominant strategies were calculated and the ICER for the EPDS cut-off point 15 was found to be higher than that of the next more effective strategy on the ranked list and thus was excluded due to extended dominance. Of the remaining non-dominated identification strategies, the EPDS at a cut-off point of 16 when compared to routine care resulted in an ICER of £41,103 per QALY. The ICER of the EPDS at a cut-off point of 14 was £49,928 per QALY compared with the EPDS cut-off point of 16. The ICER of the EPDS at lower cut-off points (for example, 8, 9–11) exceeded £100,000 per QALY. At each of the three willingness- to-pay (WTP) thresholds examined, namely £20,000, £30,000 and £40,000, the strategy with the highest individual probability of being cost effective was routine current practice. However, it was demonstrated that the formal identification strategies had a combined probability of being cost effective higher than routine current practice, despite the fact that individual probabilities of each strategy were low indicating a high uncertainty among the different formal identification strategies as to which is the optimal one in terms of cost effectiveness. The extensive sensitivity analyses performed demonstrated that the results were highly sensitive to the cost of false positives, although the study met the systematic review inclusion criteria and was considered to be applicable to the UK setting. This review has also been reported on elsewhere (Paulden *et al.*, 2010) and limitations of the model, and consequently the validity of the conclusions drawn, have been pointed out (Pilling & Mavrenezouli, 2010) including the assumptions that a positive response to the case identification questions leads directly to the provision of a psychological intervention; the use, in the model of only one type of intervention (the most costly); and the fact that the model assumes zero false positives in routine practice when the actual rate is likely to be nearer 15% (Mitchell *et al.*, 2009).

Details on the methods used for the systematic review of the economic literature are described in Chapter 3; the full reference to the study and the respective evidence table is presented in Appendix 10. The completed methodology checklist of the study is provided in Appendix 9.

## 5.2.7 Economic modelling

### *Introduction – objective of economic modelling*

Existing economic evidence in the area of identification methods for anxiety disorders is limited and not directly applicable to the UK setting. Despite an extensive systematic search of the literature none of the studies identified

presented a full economic evaluation of an anxiety disorders identification strategy. Given the likely significant resource implications associated with the choice of identification method of people with anxiety disorders, an economic model was developed to assess the relative cost effectiveness of identification methods for people with anxiety disorders in the UK. The analysis aims to make a clear link between the diagnostic accuracy of a given identification method, the impact on subsequent treatment decisions and the ultimate effect on health outcomes and costs. Hence, the costs and outcomes of each of the four diagnosis groups – true positive, false negative, true negative and false positive – need to be assessed.

### *Economic modelling methods*

#### **Interventions assessed**

The choice of interventions assessed in the economic analysis was determined by the availability of respective clinical data included in the guideline systematic literature review and the expert opinion of the GDG. The objective of the model was to estimate, based on best available data, the costs and health outcomes for a range of feasible identification strategies. The model was made up of two parts including: (1) an identification model reflecting the diagnostic performance and administration costs of the alternative identification strategies; and (2) a treatment model that evaluated the subsequent costs and outcomes (expressed in QALYs) of each of the four diagnosis groups – true positive, false negative, true negative and false positive. Based on the findings of the clinical systematic review and the expert opinion of the GDG, the following identification methods were assessed in the economic analysis: the use of the GAD-2 (cut-off point  $\geq 3$ ) compared with GP assessment (that is, routine case identification without the formal use of a diagnostic instrument). (It should be noted that the data used in this model was not for all anxiety disorders but for one disorder – generalised anxiety disorder (GAD). This was because GAD had better data available than other disorders and is one of the more commonly presenting anxiety disorders).

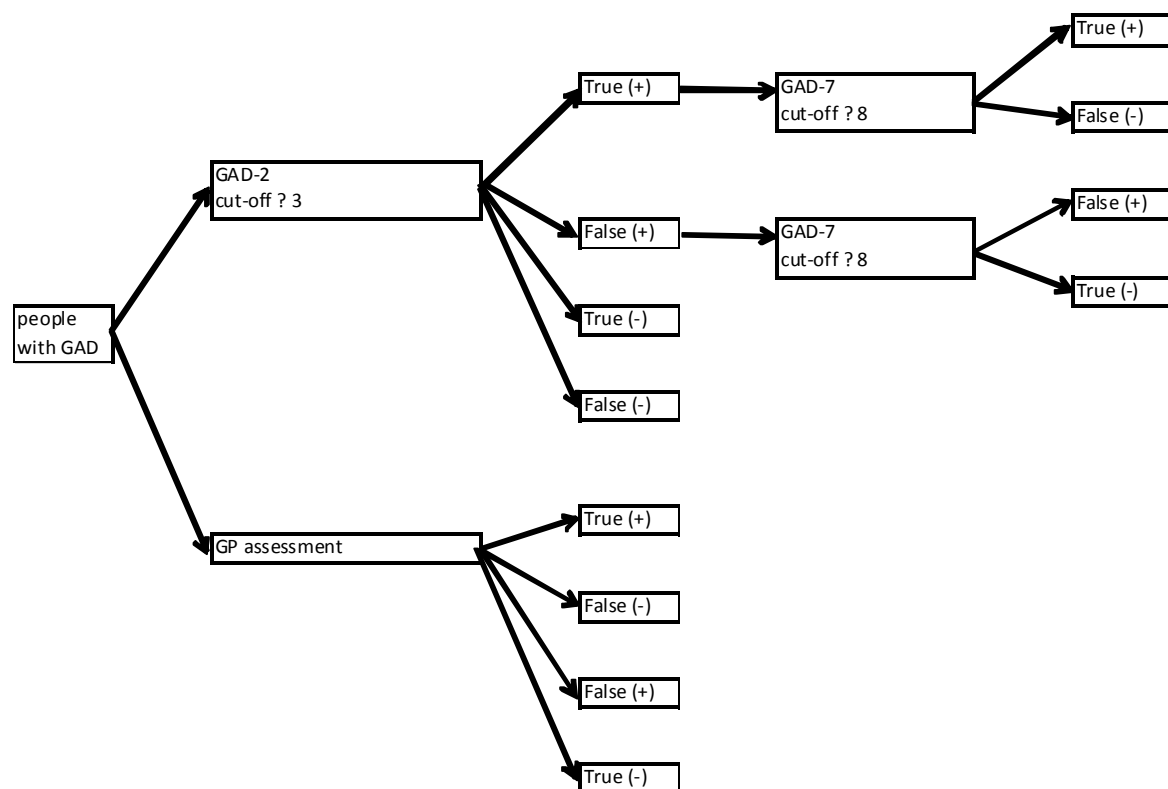
#### **Model structure**

A decision-analytic model in the form of a decision-tree was constructed using Microsoft Office Excel 2007. The model was made up of two parts including: (1) an identification model reflecting the diagnostic performance and administration costs of the alternative identification strategies; and (2) a treatment model that evaluated the subsequent costs and outcomes (expressed in QALYs) of each of the four diagnosis groups – true positive, false negative, true negative and false positive.

According to the model structure, hypothetical cohorts of people with anxiety were initiated on each of the two identification strategies. People found positive for anxiety after first identification were further assessed using the

GAD-7 (cut off point  $\geq 8$ ). Depending upon the woman's actual state of anxiety and her diagnosis she was then assigned to one of the three treatment components and followed up for 34 weeks until the model end point. The treatment model reflects the deterministic economic model conducted as part of the generalised anxiety disorder partial update guideline (NCCMH, 2011 forthcoming). Dropout rates and treatment discontinuation was not accounted for in the model.

The time horizon of the analysis was 34 weeks, based on the optimal duration of initial pharmacological treatment (8 weeks) and maintenance treatment (26 weeks). A schematic diagram of the identification model is presented in Figure 10. **Error! Reference source not found.**



**Figure 10: Schematic diagram of decision-tree constructed for the assessment of the relative cost effectiveness of different identification strategies for people with GAD - costs and outcomes considered in the analysis**

The economic analysis adopted the perspective of the NHS and personal social services, as recommended by NICE (2009b). Costs consisted of intervention costs (GP visit costs and low- and high-intensity psychological interventions). For low- and high- intensity interventions, average costs



obtained from the NICE Guideline were used. The measure of outcome was the QALY.

*Clinical input parameters of the economic model*

Clinical input parameters of the identification model included the sensitivity and specificity of the identification methods (GP assessment, GAD-2 and GAD-7). Sensitivity and specificity of the two formal identification methods were obtained from Kroenke, 2007, while the sensitivity of the GP assessment was obtained from (Wittchen *et al.*, 2002 and Davidson *et al.*, 2010). The respective specificity of the GP assessment was a conservative estimate based on the expert opinion of the GDG. Respectively, response rates to treatment were obtained from TITOV 2009 and the meta-analysis conducted in the GAD NICE guideline. Those identified positive for anxiety, were assumed to receive one of the following treatment options: 1) active monitoring (10% of the true positives based on GDG estimates; 2) low-intensity psychological interventions (55% of the true positives based on GDG estimates) and 3) High- intensity psychological interventions (30% of the true positives based on GDG estimates). Based on the guideline on generalised anxiety disorder (partial update) (NCCMH, 2011 forthcoming), high-intensity interventions consisted of CBT and applied relaxation; both interventions consisted of 12 sessions and three booster sessions, lasting 1 hour each. Based on the findings of the economic model of the guideline on generalised anxiety disorder, drug treatment consisted of sertraline for 8 weeks, followed by 26 weeks of maintenance therapy with sertraline.

Table 17 reports the mean (deterministic) values of all input parameters utilised in the economic model.

**Table 17. Input parameters utilised in the economic model of pharmacological treatments for people with GAD**

Input parameter	Deterministic value	Source of data - comments
<b>Sensitivity of Identification methods:</b> GAD-2 (cut off $\geq 3$ ) GAD-7 (cut off $\geq 8$ ) GP assessment  <b>Specificity of Identification methods:</b> GAD-2 (cut off $\geq 3$ ) GAD-7 (cut off $\geq 8$ ) GP assessment	0.86 0.92 0.34  0.83 0.76 0.9	KROENKE2007 KROENKE2007 Wittchen <i>et al.</i> , 2002; Davidson <i>et al.</i> , 2010  KROENKE2007 KROENKE2007 GDG assumption Network meta-analysis of data included in the guideline systematic review; data refer to a period of 8 weeks; distribution based on 10,000 iterations
<b>Probability of conditional response:</b> Low-Intensity interventions High-Intensity intervention Drug therapy with sertraline	0.375 0.40 0.63	TITOV2009 NICE Guideline - meta-analysis Network meta-analysis of data included in the NICE Anxiety guideline systematic review;
<b>Utilities:</b> Response Non-response Relapse No relapse following response	0.760 0.630 0.730 0.790	Algullander <i>et al.</i> , 2007
<b>Drug acquisition costs (8 weeks):</b> Sertraline Maintenance treatment with drug (26 weeks) Sertraline	£108.18  £45.34	BNF 59 (British Medical Association & the Royal Pharmaceutical Society of Great Britain, March 2010) – see NCCMH (2011) for more details
<b>GP visit costs:</b> GP assessment* GAD-2 GAD-7	£35 £30 £45	Using an estimate of 1 visits for GP assessment; 10 minutes of surgery/clinic GP consultation for using GAD-2 identification method and 15 minutes for using GAD-7 identification method (GDG expert opinion); combined with national unit costs (Curtis, 2009)
<b>Mean cost for Low-Intensity interventions</b>  <b>Mean cost of High-Intensity Interventions:</b> CBT or Applied relaxation 3 booster session for responders only	£68  £900 £225	NCCMH, 2011 forthcoming  NCCMH, 2011 forthcoming NCCMH, 2011 forthcoming
<b>Weekly health and social care cost incurred by people with GAD</b>	£15.47	NCCMH, 2011 forthcoming
<i>Note.</i> BNF = British National Formulary; GAD = Generalised Anxiety Disorder Assessment; NCCMH = National Collaborating Centre for Mental Health.		

### *Utility data and estimation of quality-adjusted life years*

In order to express outcomes in the form of QALYs, the health states of the economic model needed to be linked to appropriate utility scores. Utility scores represent the Health Related Quality of Life (HRQoL) associated with specific health states on a scale from 0 (death) to 1 (perfect health); they are estimated using preference-based measures that capture people's preferences on the HRQoL experienced in the health states under consideration. The utility scores for specific health states associated with generalised anxiety disorder (GAD) were obtained from Allgulander and colleagues (2007), in consistence with the guideline on generalised anxiety disorder (NCCMH, 2011 forthcoming).

### *Cost data*

Costs associated with the identification methods were calculated by combining resource-use estimates with respective national unit costs. Costs consisted of intervention costs and other health and social care costs incurred by people with GAD not responding to treatment or relapsing following response. Intervention costs for the identification model consisted of GP visit costs and GP surgery/ clinic consultation. For the treatment model, the costs for the interventions (low-intensity psychological intervention, high-intensity psychological intervention and drug costs) were estimated using average estimates of the respective costs from the guideline on generalised anxiety disorder (NCCMH, 2011 forthcoming). Those who were falsely detected as having an anxiety disorder (that is, false positives) were assumed to incur 20% of the total cost of the true positives, based on GDG assumptions. All costs were expressed in 2009 prices (Curtis, 2009). Based on the data of the guideline on generalised anxiety disorder, the health and social care cost incurred by people with GAD who were left untreated or who did not respond to treatment was approximately £804 per year or £15.47 per week. Discounting of costs was not necessary since the time horizon of the analysis was shorter than 1 year.

Regarding GP visits, these included one visit for GP assessment and 10 minutes of a surgery/ clinic GP consultation for GAD-2 and 15 minutes for GAD-7.

Costs of treating tolerable side effects were not considered in the economic analysis due to lack of consistency in reporting appropriate side-effect data across all drugs.

### *Data analysis and presentation of the results*

A *deterministic* analysis was undertaken, where data are analysed as point estimates; results are presented as mean total costs and QALYs associated with each identification methods. Relative cost effectiveness between

alternative identification options is estimated using incremental analysis: the options are initially ranked from most to least effective. Subsequently, ICERs are calculated. ICERs express the additional cost per additional unit of benefit associated with one identification method relative to its comparator. Estimation of such a ratio allows consideration of whether the additional benefit is worth the additional cost when choosing one treatment option over another. The treatment option with the highest ICER below the cost effectiveness threshold is the most cost-effective option.

One-way sensitivity analyses explored:

- the impact of the uncertainty characterising the sensitivity and specificity of the identification methods assessed. A scenario of 10%, 15% and 25% change in these estimates was tested investigate whether the conclusions of the analysis would change.
- The impact of changes in the consultation time necessary for the performance of the GAD-2 and GAD-7 respectively. A scenario of 25% change in these estimates was tested to investigate whether the conclusions of the analysis would change.
- The impact of the cost incurred by those falsely detected as having anxiety. A scenario of 25% change of the estimate used was tested to investigate whether the conclusions of the analysis would change.

## 5.2.8 Economic modelling results

### *Results of deterministic analysis*

According to deterministic analysis, accounting for both identification and treatment costs, identification of anxiety using formal identification methods (namely GAD-2 and GAD-7), was estimated to be a cost-effective option as it resulted in a higher number of QALYs gained and lower total costs when compared to GP assessment without using a formal identification tool.

Table 18 provides mean costs and QALYs for every identification option assessed in the economic analysis.

**Table 18. Mean costs and QALYs for each identification option for people with GAD assessed in the economic analysis - results per 1,000 people**

Identification method	Mean total QALYs	Mean total costs	ICER
GAD-2/ GAD-7	512.77	£68,744	GAD-2/GAD-7 dominant
GP assessment	511.03	£70,388	
<i>Note.</i> GAD-2/7 = Generalised Anxiety Disorder scale – 2 or 7 item version; ICER = Incremental cost-effectiveness ratio; OALY = Quality adjusted life year.			

Results were robust under all scenarios examined in one-way sensitivity analyses: formal identification of anxiety using GAD-2 and GAD-7 comprised a cost-effective option and the ICER of formal identification versus GP

assessment without an identification tool remained well below £20,000 per QALY, which is the lower cost effectiveness threshold set by NICE (NICE, 2009b).

### *Discussion – limitations of the analysis*

The results of the economic analysis suggest that the use of GAD-2 and GAD-7 as tools for the identification of people with anxiety is a cost-effective option when compared with GP assessment alone (without using any formal identification tools). The cost effectiveness of the identification methods is mainly attributed to their diagnostic accuracy combined with the fact that they can be easily and quickly performed by GPs resulting in relatively low intervention costs.

Regarding the identification model, one of the limitations of the economic analysis is that due to lack of available evidence, a number of the estimates used were based on GDG assumptions. Despite the fact that impact of their variability was assessed in deterministic analysis, further research is required to compare the diagnostic performance of different identification tools for anxiety, case finding questions and generic anxiety measures and to evaluate the clinical effectiveness and their impact on costs, resource use and health outcomes. In addition, the use of probabilistic sensitivity analysis would have further strengthened the findings. As the treatment model was adopted from the guideline on generalised anxiety disorder, it is subject to the same limitations reported there (NCCMH, 2011 forthcoming), along with the limitation that although GAD is one of the most commonly presenting anxiety disorders in primary care the treatment outcomes which informed the model will be different for other disorders..

### **5.2.9 Overall conclusions from economic evidence**

Existing economic evidence is very limited in the area of identification methods for people with GAD. Overall, the choice of identification methods evaluated in previously published economic literature is also very limited. Therefore, it is difficult to draw conclusions on the cost effectiveness of specific identification tools for people with anxiety disorders based on existing evidence.

The economic analysis undertaken for this guideline concluded that the use of formal identification tools (GAD-2 and GAD-7) comprises a cost-effective option when compared to GP assessment alone (without using formal identification tools) for people with GAD (as a proxy for the anxiety disorders), as it appears to result in better outcomes (more people identified and higher number of QALYs) and lower total costs.

### 5.2.10 From evidence to recommendations

The GDG agreed that diagnostic accuracy would be assessed using sensitivity, specificity, receiver operator characteristic curves, negative and positive likelihood ratios, and diagnostic odds ratios. Based on the approach taken for the updated editing of the Depression guidelines (NICE, 2009a, 2010), when describing the sensitivity and specificity of the different instruments, the GDG defined values above 0.9 as 'excellent', 0.8 to 0.9 as 'good', 0.5 to 0.7 as 'moderate', 0.3 to 0.5 as 'low', and less than 0.3 as 'poor'. For likelihood ratios, a value of  $LR+ >5$  and  $LR- <0.3$  suggests the test is relatively accurate. For diagnostic odds ratios, a value of 20 or greater suggests a good level of accuracy.

The GDG aimed to develop recommendations that promoted the cost effective identification of individuals with anxiety and depressive disorders. The recently completed depression update performed a systematic review of case identification methods for depression, and the GDG adopted the recommendations from the depression guideline for case identification (see NCCMH, 2010a for a full description and discussion of the relevant evidence). In contrast, none of the other NICE guidelines that focused on anxiety disorders had developed recommendations for the identification of anxiety. In developing the recommendations for case identification for anxiety disorders the GDG were mindful that the main focus of this guideline was on primary care services and the requirement to develop a method that not only had good sensitivity and specificity for all anxiety disorders, but one which was also feasible. The GAD-2 instrument performed best, and was the one measure that met the two key criteria of good diagnostic accuracy and feasibility. The GDG therefore decided to adopt this as the recommended measure. However, there was concern both from an examination of the two questions, and from within the GDG, that the GAD-2 focused on anxiety and worry, and that a number of individuals with an established phobic disorder who as a result of the disorder were avoiding phobic objects or situations and who has a consequence of the avoidance would not experience significant anxiety or worry and therefore score low on the GAD-2. The GDG took the view that it was important to ask a subsidiary question for those individuals where the practitioner had a significant suspicion of an anxiety disorder, but had returned a GAD score of less than 3. This question 'Do you find yourself avoiding places or activities and does this cause you problems' was designed to detect a number of people with phobia whose functioning was impaired but who otherwise would not be identified by the two GAD questions. The GDG also undertook health economic modelling of the use of the two GAD questions. This modelled a larger part of the care pathway than was covered by the case identification questions alone and included the use of the GAD-7 (see section 5.3 below) as part of the assessment subsequent to a positive response to the case identification questions. The economic model suggested that the combination of the case identification questions with the use of a formal assessment tool (the GAD-7), was cost effective and further supports

the GDG's view that a recommendation for the case identification of anxiety disorders was appropriate. The recommendations set out below were developed in conjunction with the recommendations for assessment set out in section 5.3.8 of this Chapter.

### **5.2.11 Recommendations**

**5.2.11.1** Be alert to a possible depression (particularly in people with a past history of depression or a chronic physical health problem with associated functional impairment) and consider asking people who may have depression two questions, specifically:

- During the last month, have you often been bothered by feeling down, depressed or hopeless?
- During the last month, have you often been bothered by having little interest or pleasure in doing things?

If a person answers 'yes' to either of the above questions consider depression and follow the recommendations for assessment (see section 5.3.8).<sup>13</sup>

**5.2.11.2** Be alert to possible anxiety disorders (particularly in people with a past history of anxiety or who have experienced a recent traumatic event). Consider asking the person about the extent of their feelings of anxiety and the ability to stop or control worry using the 2-item Generalized Anxiety Disorder scale (GAD-2).

- If the person scores three or more on the GAD-2 scale, consider an anxiety disorder and follow the recommendations for assessment (see section 5.3.8)
- If the person scores less than 3 on the GAD-2 scale, but you are still concerned they may have an anxiety disorder, ask the following: 'Do you find yourself avoiding places or activities and does this cause you problems'. If the person answers 'yes' to this question consider an anxiety disorder and follow the recommendations for assessment (see section 5.3.8).

---

<sup>13</sup> Adopted from 'Depression: the treatment and management of depression in adults' (NICE clinical guideline 90). Available from: <http://www.nice.org.uk/CG90>

**5.2.11.3** For people with significant language or communication difficulties, for example people with sensory impairments or a learning disability, consider using the Distress Thermometer<sup>14</sup> and/or asking a family member or carer about the person's symptoms to identify a possible common mental health disorder. If a significant level of distress is identified, consider further assessment or seek the advice of a specialist.<sup>15</sup>

## **5.2.12 Research recommendations**

**5.2.12.1** In people with suspected anxiety:

- a. What is the clinical utility of using the GAD-2 compared to routine GP case identification?
- b. Does diagnostic accuracy vary for the different anxiety disorders?
- c. Should an avoidance question be added to improve diagnostic accuracy?

## **5.3 FORMAL ASSESSMENT OF THE NATURE AND SEVERITY OF COMMON MENTAL HEALTH DISORDERS**

### **5.3.1 Introduction**

#### *Assessment of depression*

Since April 2006, the UK GP contract Quality and Outcomes Framework (QOF) has incentivised GPs to measure the severity of depression at the outset of treatment in all diagnosed cases, using validated questionnaires (British Medical Association and NHS Employers, 2006). The aim is to improve the targeting of treatment of diagnosed cases, particularly antidepressant prescribing, to those with moderate to severe depression, in line with the NICE guidelines.

The three recommended severity measures are the 9-item Patient Health Questionnaire (Kroenke *et al.*, 2001), the depression subscale of the Hospital Anxiety and Depression Scale (Zigmond & Snaith, 1983; Wilkinson & Barczak, 1988), and the Beck Depression Inventory 2nd Edition (Beck, 1996; Arnau *et al.*, 2001). In general a higher score on these measures indicates greater

---

<sup>14</sup> The Distress Thermometer is a single-item question screen that will identify distress coming from any source. The person places a mark on the scale answering: 'How distressed have you been during the past week on a scale of 0 to 10?' Scores of 4 or more indicate a significant level of distress that should be investigated further. (Roth AJ, Kornblith AB, Batel-Copel L, et al. (1998) Rapid screening for psychologic distress in men with prostate carcinoma: a pilot study. *Cancer* 82: 1904-8.)

<sup>15</sup> Adapted from 'Depression: the treatment and management of depression in adults' (NICE clinical guideline 90). Available from: <http://www.nice.org.uk/CG90>



severity requiring greater intervention. However, the QOF guidance, again in line with the NICE guidance, also recommends that clinicians consider the degree of associated disability, previous history, and patient preference when assessing the need for treatment, rather than relying completely on the questionnaire score (British Medical Association and NHS Employers, 2006).

Data on the completion of the measures from the NHS Information Centre showed that they were used in a mean of 91% of diagnosed cases across all UK practices in 2007-2008, up from 81% in 2006-2007 (NHS Information Centre, 2008). The accuracy and utility of the measures has been questioned by GPs, however, suggesting that, even if they use the questionnaires, they may ignore the scores when deciding about treatment or referral (Jeffries, 2006).

Analysis of anonymised record data showed that prescriptions for antidepressants and referrals for psychiatric, psychological or social care were significantly associated with higher severity measure scores. However, overall rates of treatment and referral were very similar for patients assessed with different questionnaire measures, despite the fact that the different measures categorised differing proportions of patients as suffering from major depression. These results suggested practitioners do not decide on drug treatment or referral on the basis of severity questionnaire scores alone (Kendrick *et al.*, 2009).

Furthermore, qualitative interviews with GPs participating in the same study (Kendrick *et al.*, 2009) showed that they were generally cautious about the validity and utility of identification tools, and sceptical about the motives for their introduction. The practitioners considered their practical wisdom and clinical judgement to be more important than identification tools, and were concerned that the latter reduced the 'human element' of the consultation. Some even avoided coding patients' symptoms as depression in favour of other diagnostic labels, in order to avoid completing the severity measures and to save time in the consultation (Dowrick *et al.*, 2009b). This emphasises the importance of ensuring that the introduction of new diagnostic techniques is done in such a way that it fits with existing practice and systems of care, and takes into account possible developmental or training needs of the practitioners expected to use the techniques.

However, the most recent NICE depression guidelines (NICE, 2010) have attempted to move away from focusing on one aspect, such as severity, which can have the unwanted effect of leading to the categorisation of depression, and influencing treatment choice, on a single factor such as symptom count. An important motivation was to provide a strong steer away from only using symptom counting to make the diagnosis of depression and by extension to emphasise that the use of symptom severity rating scales by themselves

should not be used to make the diagnosis, although they can be an aid in assessing severity and response to treatment.

To make a diagnosis of depression requires assessment of three linked but separate factors, a) severity, b) duration, and c) impairment. The diagnosis of 'major depression' is based not only on the severity of depression, but also on its persistence, the presence of other symptoms and the degree of functional and social impairment. Individual symptoms should be assessed for severity and impact on function and be present for most of every day. Patients who fulfil criteria for major depression of recent onset can improve spontaneously, and best practice is to ask patients to come back for a review of symptoms in a week or two, as a proportion will respond to support alone within a few weeks.

It is also important to emphasise that there appears to be no hard-and-fast 'cut off' between 'clinically significant' and 'normal' degrees of depression; the greater the severity of depression the greater the morbidity and adverse consequences (Lewinsohn *et al.*, 2000; Kessing, 2007). When taken together with other aspects that need to be considered, such as duration, stage of illness and treatment history, there are considerable problems when attempting to classify depression into categories.

In recent years, there has been a greater recognition of the need to consider depression that is 'subthreshold', that is does not meet the full criteria for a depressive/major depressive episode. Persistent subthreshold depressive symptoms cause considerable morbidity, and human and economic costs, are more common in those with a history of major depression and are a risk factor for future major depression (Rowe & Rapaport, 2006).

Diagnosis using the three aspects listed above (severity, duration, impairment) only provides a partial description of the individual experience of depression. Depressed people vary in the pattern of symptoms they experience, their family history, personalities, pre-morbid difficulties (for example, sexual abuse), psychological mindedness, and current relational and social problems – all of which may significantly affect outcomes. It is also common for depressed people to have a comorbid psychiatric diagnosis, such as anxiety, social phobia, panic and various personality disorders (Brown *et al.*, 2001), and physical comorbidity.

Depression is often accompanied by anxiety, and in these circumstances one of three diagnoses can be made: (1) depression, (2) anxiety, or (3) mixed depression and anxiety when both are below the threshold for either disorder, dependent upon which constellation of symptoms dominates the clinical picture.

### ***Assessment of anxiety disorders***

Compared with depression, the diagnosis, classification and epidemiology of anxiety disorders is more complex. This raises particular challenges when proposing simple case identification and assessment strategies in this area, compared with depression.

According to the DSM-IV-TR (American Psychiatric Association, 2000), there are six main types of anxiety disorders in adults – specific phobia, social phobia, post-traumatic stress disorder (PTSD), generalised anxiety disorder, panic disorder (with or without agoraphobia) and obsessive-compulsive disorder (OCD). Other defined anxiety disorders in adults include acute stress disorder and anxiety disorder not otherwise specified. The proposed classification of anxiety disorders for DSM-V (<http://www.dsm5.org/ProposedRevisions/Pages/AnxietyDisorders.aspx>; accessed 7 June 2010) proposes some changes to the classificatory scheme including the reclassification of obsessive compulsive disorder to fall within the ICD-10 category ‘Anxiety and Obsessive-Compulsive Spectrum Disorders’ (World Health Organisation, 2007) currently classifies disorders as phobic anxiety disorders, other anxiety disorders (including generalised anxiety disorder and panic disorder), OCD, and reaction to severe stress and adjustment disorders. Despite their different classifications, there is consensus that the common theme throughout anxiety disorders is the overestimation of threat, and that anxiety is characterised by fear and avoidance behaviour.

In the National Comorbidity Survey – Revised, the lifetime prevalence of anxiety disorders was 28.8% compared with 20.8% for mood disorders (Kessler *et al.*, 2005a) and the median age of onset was 11 years old (compared with 30 years old for mood disorders.). Specific and social phobias had the highest lifetime prevalence rate (12.5% and 12.1% respectively), with agoraphobia without panic disorder having the lowest lifetime prevalence at 1.4% followed by obsessive compulsive disorder at 1.6%.

Unlike other disorders within DSM-IV, there are no ‘trumping’ rules within the main anxiety disorders, hence it is possible to have co-occurring multiple anxiety disorders and this is the case for a large minority of patients (Kessler *et al.*, 2005b). In addition to the significant associations between the individual anxiety disorders, anxiety and mood disorders commonly co-occur (Rush *et al.*, 2004). Approximately 50% of all depressed patients meet criteria for at least one anxiety disorder, and a large proportion meet criteria for multiple anxiety disorders (Zimmerman *et al.*, 2000). Co-occurring depression and anxiety impact treatment decisions (Petersen *et al.*, 2009) and may impact negatively on treatment outcome (Brown *et al.*, 1996).

This chapter considers the clinical utility of more formal assessments of the nature and severity of common mental health disorders (including problem specification or diagnosis). The next chapter covers the assessment of risk associated with the disorder - factors associated with response to treatment,

including characteristics of the service user and their disorder, informing initial treatment choices - and also addresses the related issue of routine outcome monitoring (ROM).

### 5.3.2 Clinical review protocol

The aim of this review was to perform a narrative synthesis of existing NICE guidelines, and to supplement this synthesis using existing systematic reviews examining the clinical utility of more formal assessments of the nature and severity of common mental health disorders (including problem specification or diagnosis). In addition, the longer instruments reviewed for the identification of anxiety (see section 5.2) were considered for use during formal assessment of anxiety disorders. The review protocol, including the review question, information about databases searched and the eligibility criteria used in this section of the guideline can be found in Table 19. Although the search was conducted for the period 1995 to 2010, we focused only on systematic reviews published since 2003 (further information about the rationale for the method employed here can be found in Chapter 3 and the search strategy can be found in Appendix 6).

**Table 19: Clinical review protocol for the review of formal assessments**

Component	Description
Review question	In adults (18 years and older) identified with depression (including sub-threshold disorders) or an anxiety disorder*, what is the clinical utility of more formal assessments of the nature and severity of common mental health disorders (including problem specification or diagnosis) when compared with another management strategy?
Objectives	To perform a narrative synthesis of NICE guidelines and systematic reviews.
Population	Adults (18 years and older) identified with depression (including sub-threshold disorders) or an anxiety disorder*
Intervention(s)	Formal assessments of the nature and severity of common mental health disorders (including problem specification or diagnosis)
Comparison	Another management strategy
Critical outcomes	Clinical utility outcomes
Electronic databases	Systematic reviews: Embase, Medline, CINAHL, PsycINFO, DARE, CDSR RCTs: CENTRAL
Date searched	Systematic reviews: 01.01.1995 to 10.09.2010 RCTs: 01.01.2008 up to 10.09.2010
Study design	Systematic review and RCT
<i>Note.</i> RCT = Randomised controlled trial. *including generalised anxiety disorder, panic disorder, social anxiety, obsessive compulsive disorder, specific phobias, and post-traumatic stress disorder.	

### 5.3.3 Studies considered

The literature search for systematic reviews and RCTs resulted in 9323 articles. Five existing NICE guidelines that were relevant to common mental health disorders (Anxiety [GAD], APMH, Depression, OCD, PTSD) were

utilised. In addition, the literature search for systematic reviews resulted in 5,231 articles. Scanning titles/abstracts identified 34 potentially relevant reviews<sup>16</sup>, however, further inspection found none that met the eligibility criteria for inclusion. Evidence from supplementary searches identified one recent clinical guideline that specifically reviewed the evidence for formal assessment in people with a common mental health disorder in primary care, NZGG2008 (New Zealand Guidelines Group, 2008) and a case identification algorithm developed by the IAPT programme to support staff working in IAPT services to structure the form and content of a brief mental state review in primary care and related settings (IAPT, 2010). A list of included and excluded studies with reason for exclusion can be found in Appendix 12.

### **5.3.4 Summary of evidence from existing NICE guidelines**

Evidence from existing NICE guidelines relevant to common mental health disorders were synthesised in two ways. The first utilised text from the body of each full guideline, while the second utilised recommendations from each guideline. For evidence from guideline text, a member of the technical team extracted any text that appeared to be relevant to assessment. As can be seen in Table 20, tabulation was then used to categorise relevant text from each guideline as: a) relating to the clinical utility of formal assessment, b) as other information relevant to assessment, or c) not relevant (text not shown). For recommendations, each guideline was examined for potentially relevant recommendations and these were tabulated (see Table 21). Recommendations that were specific to risk assessment were removed from the table and can be found in the section on risk assessment in the next chapter. Recommendations and associated text from existing guidelines were then used to develop recommendations that were either common to all common mental health disorders or disorder-specific.

### **5.3.5 Summary of clinical evidence from other sources**

The New Zealand guideline on identification of common mental health disorders (NZGG, 2008) systematically reviewed the evidence for assessment instruments that were brief (< 5 minutes) to administer. Included in their review was the first depression guideline (NCCMH, 2004), a review of screening for depression in adults (Agency for Healthcare Research and Quality *et al.*, 2002), two reviews of screening for alcohol problems (Fiellin *et al.*, 2000; Aertgeerts *et al.*, 2004), and 27 primary studies (some of which were included in the NICE guideline and/or the other included systematic reviews). The New Zealand guideline review concluded that the PHQ-9 appeared to have the best clinical utility for the assessment of depression, being reliable and valid for identifying depression and sensitive to change. In addition, it was reported that other instruments with acceptable clinical utility

---

<sup>16</sup> This includes reviews potentially relevant to the assessment topics covered in the next chapter.

were the General Health Questionnaire (GHQ-12; Von Korff *et al.*, 1987; Schmitz *et al.*, 1999) and the Common Mental Disorder Questionnaire (CMDQ; Christensen *et al.*, 2005). It was also stated that other brief tools, such as the Center for Epidemiological Studies Depression scale (CES-D; Fechner-Bates *et al.*, 1994), the World Health Organization Wellbeing Index (WHO-5; Henkel *et al.*, 2003), and Duke-Anxiety-Depression scale (Duke-AD; Parkerson & Broadhead, 1997) are less accurate for routine use in primary care. The GAD-7, and the two-item version, GAD-2 (Kroenke *et al.*, 2007; Spitzer *et al.*, 2006) were described as valid for detecting anxiety disorders, and the GAD-7 was included as a potentially useful assessment tool. The K10 questionnaire was included as a potentially useful assessment tool, but described as only validated in secondary care (Andrews & Slade, 2001).

The IAPT screening prompts (IAPT, 2010) tool developed on the basis of the diagnostic criteria contained in ICD-10 and also makes explicit links to the use of formal measures such as the PHQ-9. It sets out a stepwise approach to questions about the experience, duration of the symptoms and impact on functioning based on ICD-10 criteria. It is intended to be brief and can be integrated into a broader assessment of the presenting problem. It also drew on the algorithm for the differential diagnosis of anxiety and depressive disorders in the NICE (2005b) anxiety guideline. It was explicitly designed to aid IAPT staff and other working in primary care to differentiate between depression and the anxiety disorders.

**Table 20: Preliminary synthesis of relevant text (by guideline)**

Guideline	Clinical utility of formal assessment
Anxiety (GAD)	Topic not specifically reviewed.
	<b>Other information relevant to assessment</b> Be alert for GAD in people with repeated presentation with worries about different issues.  Factors important to assess and relevant for treatment choices:  Duration of GAD, degree of distress, functional impairment, diagnostic comorbidities and past mental health history and response to treatment.  Key comorbidities:  Other anxiety and depressive disorders, alcohol and drug misuse and chronic physical health problems.  In line with the updated depression guideline, the GDG considered practitioners need to make a clinical judgement where the GAD is comorbid with other anxiety disorders or a depressive disorder and treat first the disorder which is primary in terms of severity and likelihood that treatment will impact overall functioning.  With the high comorbidity between GAD and alcohol misuse, the GDG considered a recommendation about when to first treat the GAD and when first to manage the alcohol misuse to be important for practitioners.

<b>Antenatal and postnatal mental health</b>	<b>Clinical utility of formal assessment</b>
	Topic not specifically reviewed.
	<b>Other information relevant to assessment</b>
	<p>After identifying a possible mental disorder in a woman during pregnancy or the postnatal period, further assessment should be considered, in consultation with colleagues if necessary.</p> <p>The woman's GP should be informed in all cases in which a possible current mental disorder or a history of significant mental disorder is detected, even if no further assessment or referral is made.</p>
<b>Depression update</b>	<b>Clinical utility of formal assessment</b>
	Topic not specifically reviewed.
	<b>Other information relevant to assessment</b>
	<p>2.4.2 Assessment and co-ordination of care</p> <p>Given the low detection and recognition rates, it is essential that primary care and mental health practitioners have the required skills to assess the patients with depression, their social circumstances and relationships, and the risk they may pose to themselves and to others. This is especially important in view of the fact that depression is associated with an increased suicide rate, a strong tendency for recurrence and high personal and social costs. The effective assessment of a patient, including risk assessment and the subsequent co-ordination of their care (through the use of the Care Programme Approach in secondary care services), is highly likely to improve outcomes, and should, therefore, be comprehensive.</p>
<b>OCD</b>	<b>Clinical utility of formal assessment</b>
	Three instruments have been developed for use in the non-specialist as well as the psychiatric setting.
	<p>The computerised Symptom Driven Diagnostic System for Primary Care (Weissman <i>et al.</i>, 1998) - comparison of the results of this test with those from a reliable structure clinical interview (Structured Clinical Interview for DSM-IV [SCID-IV] gave poor overall agreement (<math>\kappa = 0.28</math>) and the test cannot therefore be recommended (Taylor <i>et al.</i>, 2002).</p> <p>Computerised telephone-administered version of the Primary Care Evaluation of Mental Disorders (Kobak <i>et al.</i>, 1997) - Compared with the SCID-IV The Primary Care Evaluation of Mental Disorders (PRIME-MD) provided reliability in diagnosing OCD (<math>\kappa = 0.64</math>). The screening instrument is disadvantaged by requiring a specialised computer programme and the system is not widely available in the UK.</p> <p>Zohar-Fineberg Obsessive Compulsive Screen (ZF-OCS), was devised by J. Zohar for the International Council on OCD in 1995. It consists of five brief questions designed to be administered by a doctor or a nurse and takes less than 1 minute to administer (Fineberg &amp; Roberts, 2001) - It was validated against the Mini International Neuropsychiatric Interview in a relatively small population of UK dermatology outpatients (MINI) (Lecrubier <i>et al.</i>, 1997) where it was found to have good patient acceptability as well as satisfactory sensitivity (94.4%) and specificity (85.1%) (Fineberg <i>et al.</i>, 2003). Its psychometric properties are undergoing further evaluation in a range of psychiatric and non-psychiatric settings. In view of its brevity and utility, it can be considered as a possible screening tool for further evaluation.</p> <p>A variety of self-report questionnaires have been developed for OCD that may be useful for detection (Taylor, 1995; Taylor <i>et al.</i>, 2002) - Self-report versions of the Yale-</p>

	Brown Obsessive Compulsive Scale (Y-BOCS), both paper and computer administered, have been developed (Rosenfeld <i>et al.</i> , 1992; Steketee <i>et al.</i> , 1996) and have equivalent properties to the clinician-administered Y-BOCS.
	<b>Other information relevant to assessment</b>
	It should not be underestimated how difficult it can be for people with OCD to first disclose their symptoms to family and friends and to the medical profession (Newth & Rachman, 2001).
<b>PTSD</b>	<b>Clinical utility of formal assessment</b>
	Well-validated, structured clinical interviews that facilitate the diagnosis of PTSD include the Structured Clinical Interview for DSM-IV (SCID; First <i>et al.</i> , 1997), the Clinician-Administered PTSD Scale (CAPS; Blake <i>et al.</i> , 1995) and the PTSD Symptom Scale – Interview version (PSS-I; Foa <i>et al.</i> , 1993). All these instruments are based on the DSM-IV definition of PTSD.
	There is a range of useful self-report instruments of PTSD symptoms; these include: Impact of Event Scale (IES; Horowitz <i>et al.</i> , 1979) and Impact of Event Scale – Revised (IES– R; Weiss & Marmar, 1997); Post-traumatic Diagnostic Scale (PDS; Foa <i>et al.</i> , 1997) Davidson Trauma Scale (Davidson <i>et al.</i> , 1997) PTSD Checklist (Weathers & Ford, 1996).
	GPP Checklists of common traumatic experiences and symptoms may be helpful for some patients who find it hard to name them. Both the CAPS (Blake <i>et al.</i> , 1995) and the PDS (Foa <i>et al.</i> , 1997) include checklists.
	<b>Other information relevant to assessment</b>
	Epidemiological research has shown that the diagnosis of PTSD is greatly underestimated if the interviewer does not directly ask about the occurrence of specific traumatic events (Solomon & Davidson, 1997).
	Primary care staff should consider that PTSD can arise not simply from single events such as an assault or a road traffic accident but also from the repeated trauma associated with childhood sexual abuse, domestic violence or the repeated trauma associated with being a refugee. A small proportion of PTSD cases have delayed onset (probably less than 15%; McNally, 2003). The assessment of such presentations is essentially the same as for non delayed presentations.
<i>Note.</i> APMH = Antenatal and postnatal mental health; GAD = Generalised anxiety disorder; OCD = Obsessive compulsive disorder; PTSD = Post-traumatic stress disorder.	



**Table 21: Preliminary synthesis of relevant recommendations (by guideline)**

<b>Guideline</b>	<b>Recommendation</b>
<b>Anxiety (GAD)</b>	<p><b>5.2.4.1</b> For people who may have GAD, conduct a comprehensive assessment that does not rely solely on the number, severity and duration of symptoms, but also considers the degree of distress and functional impairment</p> <p><b>5.2.4.2</b> As part of the comprehensive assessment, consider how the following factors might have affected the development, course and severity of the person's GAD:</p> <ul style="list-style-type: none"> <li>• presence of a comorbid depressive disorder or other anxiety disorder</li> <li>• presence of comorbid substance misuse</li> <li>• any comorbid medical condition</li> <li>• a history of mental health disorders.</li> </ul>
<b>APMH</b>	<p><b>5.5.1.3</b> After identifying a possible mental disorder in a woman during pregnancy or the postnatal period, further assessment should be considered, in consultation with colleagues if necessary.</p> <ul style="list-style-type: none"> <li>• If the healthcare professional or the woman has significant concerns, the woman should normally be referred for further assessment to her GP.</li> <li>• If the woman has, or is suspected to have, a severe mental illness (for example, bipolar disorder or schizophrenia), she should be referred to a specialist mental health service, including, if appropriate, a specialist perinatal mental health service. This should be discussed with the woman and preferably with her GP.</li> </ul> <p>The woman's GP should be informed in all cases in which a possible current mental disorder or a history of significant mental disorder is detected, even if no further assessment or referral is made.</p>
<b>Depression update</b>	<p><b>4.7.3.1</b> Be respectful of, and sensitive to, diverse cultural, ethnic and religious backgrounds when working with people with depression, and be aware of the possible variations in the presentation of depression. Ensure competence in:</p> <ul style="list-style-type: none"> <li>• culturally sensitive assessment.</li> </ul> <p><b>5.2.21.6</b> When assessing a person who may have depression, conduct a comprehensive assessment that does not rely simply on a symptom count. Take into account both the degree of functional impairment and/or disability associated with the possible depression and the duration of the episode.</p> <p><b>5.2.21.7</b> In addition to assessing symptoms and associated functional impairment, consider how the following factors may have affected the development, course and severity of a person's depression:</p> <ul style="list-style-type: none"> <li>• any history of depression and comorbid mental health or physical disorders</li> <li>• any past history of mood elevation (to determine if the depression may be part of bipolar disorder<sup>15</sup>)</li> <li>• any past experience of, and response to, treatments</li> <li>• the quality of interpersonal relationships</li> <li>• living conditions and social isolation.</li> </ul> <p><b>Learning disabilities</b></p> <p><b>5.2.21.8</b> When assessing a person with suspected depression, be aware of any learning disabilities or acquired cognitive impairments, and if necessary consider consulting with a relevant specialist when developing treatment plans and strategies.</p>
<b>OCD</b>	<b>10.1.1.2</b> When assessing people with OCD or BDD, healthcare professionals should

	<p>sensitively explore the hidden distress and disability commonly associated with the disorders, providing explanation and information wherever necessary. In particular, people with OCD who are distressed by their obsessive thoughts should be informed that such thoughts are occasionally experienced by almost everybody, and when frequent and distressing are a typical feature of OCD.</p> <p><b>10.4.1.1</b> For people known to be at higher risk of OCD (such as individuals with symptoms of depression, anxiety, alcohol or substance misuse, BDD or an eating disorder), or for people attending dermatology clinics, healthcare professionals should routinely consider and explore the possibility of comorbid OCD by asking direct questions about possible symptoms such as the following:</p> <ul style="list-style-type: none"> <li>• Do you wash or clean a lot?</li> <li>• Do you check things a lot?</li> <li>• Is there any thought that keeps bothering you that you would like to get rid of but can not?</li> <li>• Do your daily activities take a long time to finish?</li> <li>• Are you concerned about putting things in a special order or are you very upset by mess?</li> <li>• Do these problems trouble you?</li> </ul> <p><b>2.6.4.1</b> Each PCT, mental healthcare trust and children's trust that provides mental health services should have access to a specialist OCD/BDD multidisciplinary team offering age-appropriate care. This team would perform the following functions: increase the skills of mental health professionals in the assessment and evidence-based treatment of people with OCD or BDD, provide high-quality advice, understand family and developmental needs, and, when appropriate, conduct expert assessment and specialist cognitive-behavioural and pharmacological treatment.</p>
<b>PTSD</b>	<p><b>11.4.1.1</b> For PTSD sufferers presenting in primary care, GPs should take responsibility for the initial assessment and the initial coordination of care. This includes the determination of the need for emergency medical or psychiatric assessment.</p> <p><b>11.4.1.2</b> Assessment of PTSD sufferers should be conducted by competent individuals and be comprehensive, including physical, psychological and social needs and a risk assessment.</p> <p><b>11.4.1.4</b> Where management is shared between primary and secondary care, there should be clear agreement among individual healthcare professionals about the responsibility for monitoring patients with PTSD. This agreement should be in writing (where appropriate, using the Care Programme Approach [CPA]) and should be shared with the patient and, where appropriate, their family and carers.</p> <p><b>11.8.2.6</b> People who have lost a close friend or relative due to an unnatural or sudden death should be assessed for PTSD and traumatic grief. In most cases, healthcare professionals should treat the PTSD first without avoiding discussion of the grief.</p>
<p><i>Note.</i> GAD = Generalised anxiety disorder; OCD = Obsessive-compulsive disorder; PTSD = Post-traumatic stress disorder.</p>	

### 5.3.6 Health economic evidence

The health economic evidence in support of the recommendations is contained in section 5.2.6 to 5.2.9 of this Chapter, using a model that was developed for the case identification questions (GAD-2) and the use of the GAD-7. The model was disorder specific (focused on generalised anxiety

disorder). The model suggested that the combined case identification and formal assessment strategy was likely to be cost-effective.

### **5.3.7 From evidence to recommendations**

The GDG aimed to provide appropriate and feasible advice for the assessment of common mental health disorders primarily focusing on primary care settings. The primary evidence source for these recommendations was drawn from existing NICE guidelines as no systematic reviews, which met eligibility criteria for inclusion, were found. Given the recent publication of the two NICE guidelines on depression (NICE, 2010) and depression in chronic physical health problems (NICE, 2009b) and the recommendation for case identification and for formal assessment contained in those guidelines the GDG did not review those recommendations. However, given that there is reasonable evidence of the uptake of those recommendations (supported by the QOF) the GDG bore in mind the nature and structure of those recommendations when developing the recommendations for anxiety disorders. The recommendations drawn from individual guidelines drew on a range of different evidence sources including in many cases the expert advice of the GDG. Therefore the GDG took the view that the evidence developed by a range of expert groups on the best evidence available was the appropriate source from which to develop advice for assessment for this guideline. In doing so, the GDG aimed to develop recommendations which were feasible and which wherever possible had applicability across the full range of common mental health disorders, in particular the anxiety disorders. In particular this meant that the GDG restricted their recommendations to self-completion questionnaires, as the basis for any recommendations about formal rating scales as the increased time associated with the use of a clinician rated measure would significantly detract from the use of the measure in routine care

A number of key areas emerged where consensus and agreement was found across the five relevant guidelines. These included the manner in which the assessment should be undertaken, the content of the assessment (including the focus on the severity of symptoms), the associated functional impairment, the duration of symptoms, the use of formal rating scales (see Chapter 7) and also the previous experience of treatment and the impact on psychological factors. The GDG also considered the important area of comorbidity recognising that this is often high across the range of common mental disorders. Taken together, this approach led to the development of recommendations about the methods by which: to engage clients in the assessment process; to assess and evaluate their mental state; and the factors which may be taken into account including previous treatment and any associated psychological and social factors. In doing so, the GDG were keen to develop recommendations which informed primary care staff on the important issue of immediate treatment and/or referral for further treatment. The GDG were also aware of the fact that they were drawing on existing

evidence sources (NICE guidelines), the evidence for which had not been reviewed by the GDG. It was therefore important that the precise meaning of the recommendations drawn from other guidelines were not altered, although some re-wording and restructuring of those recommendations was required in order to produce a coherent, clear and comprehensible set of recommendations for this guideline. The GDG was also conscious of the need to develop systems that might support the use of routine outcome measurement and this was a further factor which influenced the structure and content of the assessment (again see Chapter 7 for a discussion of form rating scales). The GDG took the view that the IAPT screening prompts tool could be of help to staff beyond those working in primary care as a way of structuring an assessment of mental state and so included it in the recommendations.

The GDG also considered that it was important to examine the cost effectiveness of these measures. As can be seen from sections 6.2.6 and 6.3.6 the GDG chose to focus on the cost effectiveness of the case identification and assessment for GAD. This is one of the more commonly presenting, although under-recognised common mental health disorders in primary care. Two key elements of the care pathway were assessed: the initial case identification for GAD and the use of the GAD-7 in addition to the standard clinical assessment. The model clearly indicated that such an approach may well be cost-effective. The available data for other anxiety disorders was of poorer quality and no other models were developed for other anxiety disorders. Given the broadly similar performance of the GAD-7 (in terms of sensitivity and specificity) and the fact that the treatment outcomes for the other anxiety disorders are also broadly comparable to, if not better than the GDG (for example; NICE2004, NICE2005), the GDG took the view that an extrapolation from this model to other anxiety disorders was warranted. For depression no model was developed as the approach of case identification for depression is already well-established in the NHS and the evidence reviewed in other recent NICE depression guidelines (NICE, 2009a; 2009b) did not suggest any changes to current practice.

### 5.3.8 Recommendations

- 5.3.8.1** If the practitioner is not competent to perform a mental health assessment, refer the person to an appropriate healthcare professional. If this professional is not the person's GP, inform the GP of the referral.<sup>17</sup>
- 5.3.8.2** If a person scores positively on the identification questions (see section **Error! Reference source not found.**), a practitioner who is competent to perform a mental health assessment should review the person's mental state and associated functional, interpersonal and social difficulties.<sup>18</sup>
- 5.3.8.3** When assessing a person with a suspected common mental health disorder, consider using:
- a diagnostic or problem identification tool or algorithm, for example, the IAPT screening prompts tool<sup>19</sup>
  - a validated measure relevant to the disorder or problem being assessed, for example, the 9-item Patient Health Questionnaire (PHQ-9), the Hospital Anxiety and Depression Scale (HADS) or the 7-item Generalized Anxiety Disorder scale (GAD-7) to inform the assessment and support the evaluation of any intervention.
- 5.3.8.4** All staff carrying out the assessment of common mental health disorders should be trained and competent to perform an assessment of the presenting problem in line with the service setting in which they work, and be able to:
- determine the nature, duration, and severity of the presenting problem(s)/disorder
  - take into account not only symptom severity but also the associated functional impairment
  - identify appropriate treatment and referral options in line with relevant NICE guidance.
- 5.3.8.5** All staff carrying out the assessment of common mental health disorders should be trained and competent in:
- verbal and non-verbal communication skills relevant to the assessment of common mental health disorders, including the

---

<sup>17</sup> Adapted from 'Depression: the treatment and management of depression in adults' (NICE clinical guideline 90). Available from: <http://www.nice.org.uk/CG90>

<sup>18</sup> Adapted from 'Depression: the treatment and management of depression in adults' (NICE clinical guideline 90). Available from: <http://www.nice.org.uk/CG90>

<sup>19</sup> For further information see the IAPT Data Handbook Appendix C: IAPT Provisional Diagnosis Screening Prompts (available from <http://www.iapt.nhs.uk/services/measuring-outcomes/>).

ability to elicit problems, the perception of the problem(s) and their impact, tailoring information, supporting participation in decision making, and discussing treatment options

- the use of formal assessment measures and routine outcome measures in a variety of settings and environments.

**5.3.8.6** In addition to assessing symptoms and associated functional impairment, consider how the following factors may have affected the development, course and severity of a person's presenting problem:

- any history of a common mental health disorder and comorbid mental health or physical disorders
- any past experience of, and response to, treatments
- the quality of interpersonal relationships
- living conditions and social isolation
- family history of mental illness.

The impact of the presenting problem on the care of children and young people should also be assessed.<sup>20</sup>

**5.3.8.7** When assessing a person with a suspected common mental health disorder, be aware of any learning disabilities or acquired cognitive impairments, and if necessary consider consulting with a relevant specialist when developing treatment plans and strategies.<sup>21</sup>

**5.3.8.8** When providing interventions for people with a learning disability or acquired cognitive impairment who have a diagnosis of a common mental health disorder:

- where possible, provide the same interventions as for other people with a common mental health disorder
- if necessary, adjust the method of delivery or duration of the assessment or intervention to take account of the disability or impairment.<sup>22</sup>

**5.3.8.9** Always ask people with a common mental health disorder directly about suicidal ideation and intent. If there is a risk of self-harm or suicide:

- assess whether the person has adequate social support and is aware of sources of help

---

<sup>20</sup> Adapted from 'Depression: the treatment and management of depression in adults' (NICE clinical guideline 90). Available from: <http://www.nice.org.uk/CG90>

<sup>21</sup> Adapted from 'Depression: the treatment and management of depression in adults' (NICE clinical guideline 90). Available from: <http://www.nice.org.uk/CG90>

<sup>22</sup> Adapted from 'Depression: the treatment and management of depression in adults' (NICE clinical guideline 90). Available from: <http://www.nice.org.uk/CG90>

- arrange help appropriate to the level of risk (see section 6.2.8)
- advise the person to seek further help if the situation deteriorates.<sup>23</sup>

### **Research recommendations**

**5.3.8.10** For people with a suspected common mental health disorder, what is the clinical and cost-effectiveness of using a comprehensive assessment (conducted by mental health professional) versus a brief assessment (conducted by a paraprofessional)?

**5.3.8.11** What methodology should be used to allow 'walking across' from one assessment instrument for common mental health disorders to another?

---

<sup>23</sup> Adapted from 'Depression: the treatment and management of depression in adults' (NICE clinical guideline 90). Available from: <http://www.nice.org.uk/CG90>

## **6 FURTHER ASSESSMENT OF RISK AND NEED FOR TREATMENT, AND ROUTINE OUTCOME MONITORING**

### **6.1 INTRODUCTION**

A primary purpose of any clinical assessment is to identify and characterise the nature of the presenting problem. This issue was dealt with in the last chapter. This chapter is focused on the further assessment and decision making that follows on from that initial assessment. A key task that is the focus of this chapter is on the choice of appropriate treatment. This will be informed by a number of factors including patient characteristics, the patient's previous experience of treatment, the presence of other mental and physical disorders, the nature of the treatment and the setting in which it is delivered. The degree of risk which patient faces also can significantly affect both the nature of and the setting in which the treatment is provided and this may be to a greater or lesser extent independent of the nature of the disorder.

Finally the chapter consider routine outcome monitoring and the role it has to play in the delivery of effective interventions for people with common mental disorders.

### **6.2 RISK ASSESSMENT**

#### **6.2.1 Introduction**

Common mental disorders are associated with an increased risk of suicide; this is most marked in depression which is the single biggest cause of death by suicide (Moscicki, 2001) but an increased risk of suicide is also found across the range of anxiety disorders (Khan *et al.*, 2002). Identifying those with common mental disorders at risk of suicide therefore is of considerable importance. A number of methods have been developed to assess risk of suicide and all tend to focus on a number of common issues which include suicidal ideation, intent and planning, past history of suicide attempts and protective factors (for example, presence of supportive family or close friends) and risk factors (such as drug or alcohol abuse). Suicide prevention strategies tend to focus on the delivery of protocols to ensure appropriate information is obtained and system are in place for the effective management and monitoring of identified risks (for example, Preventing Suicide: a toolkit for mental health services, NPSA (2009)). These approaches tend though to be



focused on secondary care mental health services and in-patients services in particular. Primary care focused initiatives tend to focus more on staff training to improve identification and detection, for example through improved questioning techniques and communication skills (for example, Gask *et al.*, 2008). However, it should be noted that a review of suicide prevention schemes concluded that the proper recognition and treatment of depression were probably effective but that evidence for other strategies was limited or inconclusive (Mann *et al.*, 2005).

In common mental disorders there has been much less focus on harm to others or harm to self from neglect but both risk can and do occur in people with common mental disorders. Neglect of self is more frequent in people with more severe disorders.

#### *Current practice*

Risk assessment protocols are now routine in all secondary care mental health services and often with systems in place for monitoring their implementation. Such systems usually require explicit questioning and reporting about certain thoughts or behaviours such as suicidal ideation, plans or intent. Other risk areas such as risk to children are also highly specified with all health care practitioners under a statutory obligation to report suspect child abuse or maltreatment. Responsibilities are also placed on healthcare professionals in relation to vulnerable adults. These responsibilities apply as much to primary as to secondary care services. In some primary care base services such as those IAPT services based in primary care there will have routine protocols in place but for other primary care practitioners, including GPs, it is less likely to be the case that common protocols exist and this may lead to greater variation in practice (Bajaj *et al.*, 2008).

### **6.2.2 Clinical Review Protocol**

The aim of this review was to perform a narrative synthesis of existing NICE guidelines and published systematic reviews addressing risk assessment for people with common mental health disorder. The review protocol, including the review question, information about databases searched and the eligibility criteria used in this section of the guideline can be found in Table 22.

Although the search was conducted for the period 1995 to 2010, we focused on systematic reviews published since 2003. Further information about the rationale for the method employed here can be found in Chapter 3 and search strategy can be found in Appendix 6).

**Table 22: Clinical review protocol for the review of risk assessment**

Component	Description
Review question	In adults (18 years and older) identified with depression (including sub-threshold disorders) or an anxiety disorder*, what is the definition, delivery and value (or otherwise) of risk assessment?
Objectives	To perform a narrative synthesis of existing NICE guidelines and systematic reviews addressing risk assessment for people with common mental health disorder.
Population	Adults (18 years and older) identified with depression (including sub-threshold disorders) or an anxiety disorder*
Intervention(s)	Risk assessment
Comparison	Standard management strategy
Critical outcomes	Clinical utility
Electronic databases	Systematic reviews: Embase, Medline, CINAHL, PsycINFO, CDSR, DARE RCTs: CENTRAL
Date searched	Systematic reviews: 01.01.1995 to 10.09.2010 RCTs: 01.01.2008 up to 10.09.2010
Study design	Systematic review and RCTs
<i>Note.</i> NICE = National Institute for Health and Clinical Excellence; RCT = Randomised controlled trial. *including generalised anxiety disorder, panic disorder, social anxiety, obsessive compulsive disorder, specific phobias, and post-traumatic stress disorder.	

### 6.2.3 Studies considered

The literature search for systematic reviews and RCTs resulted in 9323 articles. Five existing NICE guidelines that were relevant to common mental health disorder (Anxiety [GAD], APMH, Depression, OCD, PTSD) were utilised. In addition, the literature search for systematic reviews resulted in 5,231 articles. Scanning titles/abstracts identified 34 potentially relevant reviews<sup>24</sup>. Further inspection of each study revealed only one systematic review, MCMILLAN2007 (McMillan *et al.*, 2007) that met eligibility criteria. This review focused on whether the Beck Hopelessness Scale (BHS) could be utilised to identify individuals at risk of deliberate, non-fatal self-harm and suicide. The characteristics of this review can be found in Table 23. Further information about both included and excluded studies can be found in Appendix 12.

---

<sup>24</sup> This includes reviews potentially relevant to the assessment topics covered in the previous chapter.

**Table 23: Study information table for systematic reviews of risk assessment**

<b>Study ID</b>	<b>MCMILLAN2007</b>
<b>Method used to synthesise evidence</b>	Meta-analysis
<b>Design of included studies</b>	Cohort
<b>Evidence search</b>	Medline (1950-January 2006), CINAHL , Embase and PsycINFO.
<b>No. of included studies</b>	19 (10 studies included in the diagnostic accuracy meta-analysis)
<b>Review quality</b>	Moderate risk of bias (quality of included studies not assessed/ reported)
<b>Instrument/ method of assessment reviewed</b>	Beck Hopelessness Scale
<b>Reference standard used by primary studies</b>	Number of people with the outcome (suicide or self-harm)

#### 6.2.4 Summary of evidence from existing NICE guidelines

The method used to review existing NICE guidelines relevant to common mental health disorder can be found in the review of formal assessment reported in the previous chapter (see section 5.3). The Depression, OCD and PTSD guidelines contained recommendations about risk assessment, and these are reproduced in Table 24. These recommendations were used to inform the development of recommendations that were either common to all common mental health disorders or disorder specific.

**Table 24: Preliminary synthesis of relevant recommendations (by guideline)**

Guideline	Recommendation
Depression update	<p><b>5.2.13.11</b> Always ask people with depression directly about suicidal ideation and intent. If there is a risk of self-harm or suicide:</p> <ul style="list-style-type: none"> <li>• assess whether the person has adequate social support and is aware of sources of help</li> <li>• arrange help appropriate to the level of risk</li> <li>• advise the person to seek further help if the situation deteriorates.</li> </ul> <p><b>5.2.13.12</b> If a person with depression presents considerable immediate risk to themselves or others, refer them urgently to specialist mental health services.</p> <p><b>5.2.13.13</b> Advise people with depression of the potential for increased agitation, anxiety and suicidal ideation in the initial stages of treatment; actively seek out these symptoms and:</p> <ul style="list-style-type: none"> <li>• ensure that the person knows how to seek help promptly</li> <li>• review the person's treatment if they develop marked and/or prolonged agitation.</li> </ul> <p><b>5.2.13.14</b> Advise a person with depression and their family or carer to be vigilant for mood changes, negativity and hopelessness, and suicidal ideation, and to contact their practitioner if concerned. This is particularly important during high-risk periods, such as starting or changing treatment and at times of increased personal stress.</p> <p><b>5.2.13.15</b> If a person with depression is assessed to be at risk of suicide:</p> <ul style="list-style-type: none"> <li>• take into account toxicity in overdose if an antidepressant is prescribed or the person is taking other medication; if necessary, limit the amount of drug(s) available</li> <li>• consider increasing the level of support, such as more frequent direct or telephone contacts</li> <li>• consider referral to specialist mental health services.</li> </ul>
OCD	<p><b>10.4.1.2</b> In people who have been diagnosed with OCD, healthcare professionals should assess the risk of self-harm and suicide, especially if they have also been diagnosed with depression. Part of the risk assessment should include the impact of their compulsive behaviours on themselves or others. Other comorbid conditions and psychosocial factors that may contribute to risk should also be considered.</p>
PTSD	<p><b>11.4.1.1</b> For PTSD sufferers presenting in primary care, GPs should take responsibility for the initial assessment and the initial coordination of care. This includes the determination of the need for emergency medical or psychiatric assessment.</p> <p><b>11.4.1.2</b> Assessment of PTSD sufferers should be conducted by competent individuals and be comprehensive, including physical, psychological and social needs and a risk assessment.</p> <p><b>11.8.2.2</b> For PTSD sufferers whose assessment identifies a high risk of suicide or harm to others, healthcare professionals should first concentrate on management of this risk.</p>
Note. OCD = Obsessive-compulsive disorder; PTSD = Post-traumatic stress disorder.	

### 6.2.5 Clinical evidence from existing systematic reviews

MCMILLAN2007 assessed the ability of the BHS to predict non-fatal self-harm and suicide by systematically searching for studies that used a cohort design. The review identified 10 studies (four on suicide, six on self-harm), with varying lengths of follow-up. All but one study used adult samples. Random-effects meta-analysis was used to synthesise data to obtain pooled estimates of sensitivity, specificity, positive and negative likelihood ratios, and a summary diagnostic odds ratio.

#### *Using the BHS to predict suicide*

Based on four studies, and using a cut off score  $\geq 9$ , the pooled sensitivity of the BHS was 0.80 (95% CI 0.68-0.90,  $I^2=57\%$ ) and specificity was 0.42 (95% CI 0.41-0.44,  $I^2=76\%$ ). Likelihood ratios for positive and negative tests were 1.55 (95% CI 1.31-1.83,  $I^2=44\%$ ) and 0.45 (95% CI 0.20-1.03,  $I^2=49\%$ ) respectively. The pooled diagnostic odds ratio was 3.39 (95% CI 1.29-8.88,  $I^2=37\%$ ). The pooled AUC was 0.70 (95% CI 0.59-0.85).

#### *Using the BHS to predict non-fatal self-harm*

Based on six studies, and using a cut off score  $\geq 9$ , the pooled sensitivity of the BHS was 0.78 (95% CI 0.74-0.82,  $I^2=0\%$ ) and specificity was 0.42 (95% CI 0.38-0.45,  $I^2=90\%$ ). Likelihood ratios for positive and negative tests were 1.29 (95% CI 1.09-1.52,  $I^2=74\%$ ) and 0.58 (95% CI 0.47-0.71,  $I^2=0\%$ ) respectively. The pooled diagnostic odds ratio was 2.27 (95% CI 1.53-3.37,  $I^2=35\%$ ), regardless of setting, length of follow-up and baseline risk. The pooled AUC was 0.63 (95% CI 0.57-0.70). After removing a study that used an adolescent population, the results remained similar.

### 6.2.6 Clinical evidence summary of existing systematic reviews

Using the standard cut-off point of  $\geq 9$ , the evidence suggests that the BHS has limited clinical utility for identifying individuals at increased risk of suicide or non-fatal self-harm.

### 6.2.7 From evidence to recommendations

As can be seen from the review of risk assessment, very little evidence from existing systematic reviews was identified that was directly relevant to the clinical question. In developing the risk recommendations, the GDG therefore had to rely on the existing recommendations relevant to risk identified from current common mental health disorder guidelines developed by NICE. As can be seen from the table of relevant recommendations (Table 21), there is a significant focus on depression, which is not surprising given depression is the single greatest cause of suicide. However, as noted in the introduction there is an elevated risk compared in populations with anxiety disorders compared to non-anxious populations. In addition, there are risks arising from harm to others (not commonly associated with common mental health disorders and the risk of self neglect), which may be higher in other disorders

(for example, in OCD). The GDG carefully considered these recommendations whilst it was recognised that it was important that a focus remained on depression clear recommendations were needed for the other disorders. The GDG were also aware of the fact that they were drawing on existing evidence sources (NICE guidelines), the evidence for which had not been reviewed by the GDG. It was therefore important that the precise meaning of the recommendations drawn from other guidelines were not altered, although some re-wording and restructuring of those recommendations was required in order to produce a coherent, clear and comprehensible set of recommendations for this guideline. The GDG therefore took the view that it was appropriate to reproduce, with minor amendments as described above, the key recommendations concerning risk assessment from the depression guidelines. These were supplemented by key recommendations for the other common mental health disorders to produce recommendations for risk assessments for the management of risk in common mental health disorders. In developing these recommendations the GDG were also mindful that risk assessment is not a one off activity, and should not only be focused on the risk of self-harm but, where appropriate, on harm to others and self-neglect. Risk assessment should also relate to the overall process of the assessment, management and monitoring of an individual's care.

## **6.2.8 Recommendations**

- 6.2.8.1** If a person with a common mental health disorder presents a high risk of suicide or potential harm to others, a risk of significant self-neglect, or severe functional impairment, assess and manage the immediate problem first and then refer to specialist services. Where appropriate inform families and carers.
- 6.2.8.2** If a person with a common mental health disorder presents considerable and immediate risk to themselves or others, refer them urgently to the emergency services or specialist mental health services.<sup>25</sup>
- 6.2.8.3** If a person with depression is assessed to be at risk of suicide:
- take into account toxicity in overdose if a drug is prescribed or the person is taking other medication; if necessary, limit the amount of drug(s) available
  - consider increasing the level of support, such as more frequent direct or telephone contacts
  - consider referral to specialist mental health services.<sup>26</sup>

---

<sup>25</sup> Adapted from 'Depression: the treatment and management of depression in adults' (NICE clinical guideline 90). Available from: <http://www.nice.org.uk/CG90>

<sup>26</sup> Adopted from 'Depression: the treatment and management of depression in adults' (NICE clinical guideline 90). Available from: <http://www.nice.org.uk/CG90>

## **6.3 FACTORS THAT PREDICT TREATMENT RESPONSE**

### **6.3.1 Introduction**

A considerable number of people with a common mental health disorder do not respond adequately to initial treatment and may require further treatment of a different or more intensive kind. Whilst the response to treatment also varies by disorder (see, for example, Westen and Morrison, 2001) there is no doubt that there is increased suffering caused to patients if an inappropriate or ineffective treatment is offered. The first stage in this process is an accurate diagnosis or characterisation of a person's problems. This is important because NICE guidelines are condition or diagnosis specific. However, this is unlikely to be sufficient because a number of other factors are known or are hypothesised to be predictive of treatment response. In some cases this has focused on attempts to 'sub-type' or further categorise a disorder. This has perhaps been most notable in the case of depression where there has been a long tradition of developing sub-types of depressive disorders, including for example, reactive and endogenous depression, atypical depression and melancholia. However, these categories have not yielded much interesting data about the likely response to treatment (NICE, 2009b). Other approaches have focused on characteristics such as severity and chronicity which have pan-diagnostic elements to them and have been shown to be associated with differential outcome although it has at times been difficult to distinguish between predictors of the response to treatment from predictors of the course of illness.

Given the current limited knowledge about which factors are associated with better antidepressant or psychotherapy response, most individual treatment decisions rely upon clinical judgement and patient preference. Clinical guidelines explicitly address this issue and aim to support clinicians and patients in arriving at the right choice for them in terms of initial treatment and for subsequent treatment if the initial treatment has had limited or no benefit. The intention is that this will lead to treatment strategies could be tailored to the individual (Dodd & Berk, 2004). However, for a clinician meeting with a patient for the first time, particularly one with a significant history of problems and with limited benefit from treatment, pulling together a range of recommendations from across a number of guidelines is challenging.

An additional problem the GDG faced in developing a set of recommendations that the predictors of treatment response had to be compatible with the existing NICE guidelines. (Note a number of these guidelines had directly and indirectly addressed the question of treatment response). Identifying novel data or reviews, which pointed to different

treatment options than where set out in existing NICE guidelines was inherently problematic. First, it may well only be possible to properly evaluate this new data by comparing against existing treatment recommendations and this could imply a revision of the existing treatment recommendations of current guidelines. This was simply not possible, the group lacked the resource and competence to do so and no proper structures were in place to meet the consultation requirements for the development or updating of another NICE guideline. In light of this the GDG decided to concentrate primarily on existing NICE guidance in developing their treatment recommendations for this section using the evidence from any new studies to inform the process of adaptation of the existing guidelines rather than supplant them.

The present review aimed to synthesise recommendations from existing NICE guidelines relevant to common mental health disorder, and extract those factors which modify recommendations for treatment. This was supplemented by published systematic reviews addressing treatment response factors for people with common mental health disorder.

### 6.3.2 Clinical review protocol

The aim of this review was to perform a narrative synthesis of existing NICE guidelines and published systematic reviews addressing what factors predict treatment response and/or treatment failure in people with a common mental health disorder. The review protocol, including the review question, information about databases searched and the eligibility criteria used in this section of the guideline can be found in Table 25. Although the search was conducted for the period 1995 to 2010, we focused on systematic reviews published since 2003. Further information about the rationale for the method employed here can be found in Chapter 3 and search strategy can be found in Appendix 6).

**Table 25: Clinical review protocol for the review of predictors of response**

Component	Description
-----------	-------------



Review question	In adults (18 years and older) identified with depression (including sub-threshold disorders) or an anxiety disorder*, what factors predict treatment response and/or treatment failure?
Objectives	To perform a narrative synthesis of existing NICE guidelines and published systematic reviews addressing treatment response factors for people with common mental health disorder.
Population	Adults (18 years and older) identified with depression (including sub-threshold disorders) or an anxiety disorder*
Intervention(s)	Not applicable
Comparison	Not applicable
Critical outcomes	Association between predictor and treatment response/ failure
Electronic databases	Systematic reviews: Embase, Medline, CINAHL, PsycINFO, CDSR, DARE RCTs: CENTRAL
Date searched	Systematic reviews: 01.01.1995 to 10.09.2010 RCTs: 01.01.2008 up to 10.09.2010
Study design	NICE guidelines, systematic reviews and RCTs
<i>Note.</i> RCT = Randomised controlled trial. *including generalised anxiety disorder, panic disorder, social anxiety, obsessive compulsive disorder, specific phobias, and post-traumatic stress disorder.	

### 6.3.3 Studies considered

The literature search for systematic reviews and RCTs resulted in 9323 articles. Six existing NICE guidelines that were relevant to common mental health disorder (Anxiety [GAD], APMH, DCHP, Depression, OCD, PTSD) were also utilised. In addition, the literature search for systematic reviews resulted in 5,231 articles. Scanning titles/ abstracts identified 34 potentially relevant reviews<sup>27</sup>, however, further inspection found only six systematic reviews that met the eligibility criteria: DODD2004 (Dodd & Berk, 2004), FEKADU2009 (Fekadu *et al.*, 2009), HARDEVELD2010 (Hardeveld *et al.*, 2010), MITCHELL2005 (Mitchell & Subramaniam, 2005), NELSON2009 (Nelson *et al.*, 2009) and POMPILI2009 (Pompili *et al.*, 2009). Of the included reviews, two focused on predictors of treatment response (DODD2004; NELSON2009), one on predictors of non-adherence to antidepressant medication (POMPILI2009), two on risk factors for depression recurrence (FEKADU2009; HARDEVELD2010) and one on prognosis of depression in mid-life and older people (MITCHELL2005). The characteristics of the studies included in the narrative synthesis can be found in Table 26. Further information about both included and excluded studies can be found in Appendix 12.

---

<sup>27</sup> This includes reviews potentially relevant to the assessment topics covered in the previous chapter.

**Table 26: Study information table for systematic reviews of predictors of response**

Study ID	DODD2004	FEKADU2009	HARDEVELD2010	MITCHELL2005	NELSON2009	POMPILI2009
<b>Predictor</b>	Biological, psychosocial, clinical factors	Clinical factors	Psychosocial and clinical factors	Age	Presence of anxiety	Psychosocial and clinical factors
<b>Outcome</b>	Response to antidepressant treatment	Treatment response/ readmission	Recurrence of MDD	Treatment response and remission/ recurrence of depression	Response to second generation antidepressant treatment	Medication adherence
<b>Method used to synthesise evidence</b>	Narrative	Narrative	Narrative	Narrative	Meta-analysis	Narrative
<b>Design of included studies</b>	Preference for clinically relevant primary research articles	Observational and longitudinal (minimum follow-up 6 months)	Naturalistic, longitudinal study (minimum follow-up 6 months and sample size of 50)	Comparative studies of mid- and late-life first episode depression (minimum sample size of 20 in each group)	Randomised, double blind placebo controlled trials	Primary research, review articles and descriptive papers that measured adherence
<b>Dates searched</b>	1966-present (2004)	Inception-2008	1980-2008	1966-2004	1966-2006	1975-2009
<b>Diagnosis</b>	Depression	Treatment-resistant depression	Major depressive disorder	Depression	Late life depression	Unipolar and bipolar depression
<b>No. of included studies</b>	95	9 (4 with relevant data)	27	36 primary articles	10	104
<b>Review quality</b>	High risk bias (only Medline searched, quality of included studies not assessed/ reported, poor description of methodology)	Low risk bias	Low risk of bias	Low risk of bias	Low risk of bias	Moderate risk of bias (quality of included studies not assessed/ reported)

*Note.* MDD = Major Depressive Disorder.

#### **6.3.4 Summary of evidence from existing NICE guidelines**

Recommendations from existing NICE guidelines relevant to common mental health disorder were synthesised using tabulation. Each guideline was examined for potentially relevant recommendations and these were categorised into the following themes: illness severity, duration and response to treatment (Table 27), disorder subtype (Table 28), comorbidities (Table 29), previous illness (Table 30), previous response to treatment (Table 31), personal characteristics (Table 32), and service user preference (Table 33).

**Table 27: Summary of selected text from recommendations relating to illness severity, duration or response to treatment (by guideline)**

Guideline	Selected text from recommendations
<b>Anxiety (GAD)</b>	<p>Offer an individual high-intensity psychological intervention or a pharmacological intervention to people with GAD with marked functional impairment or those whose symptoms have not adequately responded to Step 2 interventions.</p> <p>Offer CBT or applied relaxation to people with GAD with marked functional impairment or those whose symptoms have not adequately responded to Step 2 interventions.</p>
<b>APMH</b>	<p>For women with symptoms of depression and/or anxiety that do not meet diagnostic criteria but significantly interfere with personal and social functioning, consider:</p> <ul style="list-style-type: none"> <li>• individual brief psychological treatment (four to six sessions), IPT or CBT for women with a previous episode of anxiety/depression</li> <li>• social support for example, regular informal individual or group-based support for women who have not had a previous episode of depression or anxiety.</li> </ul> <p>Mild-moderate depression during pregnancy/ the postnatal period, consider:</p> <ul style="list-style-type: none"> <li>• self-help strategies</li> <li>• non-directive counselling at home</li> <li>• brief cognitive behavioural therapy</li> <li>• interpersonal psychotherapy.</li> </ul> <p>Mild depression (mD) If a woman is taking an antidepressant for current mD, the medication should be withdrawn gradually and monitoring considered. If intervention is then needed, consider:</p> <ul style="list-style-type: none"> <li>• self-help approaches</li> <li>• brief psychological treatments.</li> </ul> <p>Moderate depression (MD) If a woman is taking an antidepressant for current MD, consider:</p> <ul style="list-style-type: none"> <li>• switching to psychological therapy</li> <li>• switching to an antidepressant with lower risk.</li> </ul> <p>Severe depression (SD) If a woman is currently taking an antidepressant for SD, consider:</p> <ul style="list-style-type: none"> <li>• combining drug treatment with psychological treatment, but switching to an antidepressant with lower risk</li> <li>• switching to psychological treatment.</li> </ul>
<b>DCHP</b>	<p>Persistent subthreshold depressive symptoms or mild to moderate depression and a chronic physical health problem, consider:</p> <ul style="list-style-type: none"> <li>• low intensity psycho-social interventions</li> <li>• medication</li> <li>• referral for further assessment and interventions.</li> </ul> <p>Moderate and severe depression, offer:</p> <ul style="list-style-type: none"> <li>• high-intensity psychological interventions</li> <li>• combined treatments</li> <li>• collaborative care</li> <li>• referral for further assessment and interventions</li> </ul>

	<p>Severe and complex depression, risk to life and severe self-neglect, offer:</p> <ul style="list-style-type: none"><li>• medication</li><li>• high-intensity psychological interventions</li><li>• electro-convulsive therapy</li><li>• crisis service</li><li>• combined treatments</li><li>• multi-professional and inpatient care.</li></ul> <p>Consider medication, high-intensity psychological interventions, combined treatments, collaborative care and referral for further assessment and interventions when:</p> <ul style="list-style-type: none"><li>• Persistent subthreshold depressive symptoms or mild to moderate depression persist after initial interventions</li></ul> <p>Consider collaborative care for moderate to severe depression when:</p> <ul style="list-style-type: none"><li>• depression has not responded to initial high-intensity psychological interventions and/ or medication.</li></ul>
--	--

<b>Depression (update)</b>	<p>For persistent subthreshold depressive symptoms or mild to moderate depression, consider offering:</p> <ul style="list-style-type: none"> <li>• individual guided self-help</li> <li>• CCBT</li> <li>• a structured group physical activity programme</li> </ul> <p>Do not use antidepressants routinely unless symptoms have been present for a long period or if they persist after other interventions.</p> <p>For moderate or severe depression, provide a combination of antidepressant medication and a high-intensity psychological intervention (CBT or IPT).</p> <p>For people with long-standing moderate or severe depression who would benefit from additional social or vocational support, consider:</p> <ul style="list-style-type: none"> <li>• befriending as an adjunct to pharmacological or psychological treatments</li> <li>• a rehabilitation programme if a person's depression has resulted in loss of work or disengagement from other social activities over a longer term.</li> </ul> <p>For people with severe depression and those with moderate depression and complex problems, consider:</p> <ul style="list-style-type: none"> <li>• referring to specialist mental health services for a programme of coordinated multiprofessional care.</li> </ul> <p>Consider ECT for acute treatment of severe depression that is life-threatening and when a rapid response is required, or when other treatments have failed.</p> <p>Do not use ECT routinely for people with moderate depression but consider it if their depression has not responded to multiple drug treatments and psychological treatment.</p> <p>Consider inpatient treatment for people with depression who are at significant risk of suicide, self-harm or self-neglect.</p> <p>People with depression who have residual symptoms, should be offered one of the following psychological interventions:</p> <ul style="list-style-type: none"> <li>• individual CBT</li> <li>• mindfulness-based cognitive therapy.</li> </ul> <p>For people with severe depression and those with moderate depression and complex problems, consider:</p> <ul style="list-style-type: none"> <li>• providing collaborative care if the depression is in the context of a chronic physical health problem with associated functional impairment.</li> </ul> <p>People who are considered to be at significant risk of relapse (including those who have relapsed despite antidepressant treatment or who are unable or choose not to continue antidepressant treatment) should be offered one of the following:</p> <ul style="list-style-type: none"> <li>• individual CBT</li> <li>• mindfulness-based cognitive therapy.</li> </ul>
<b>OCD</b>	<p>In initial treatment, low intensity psychological treatments should be offered if the degree of functional impairment is mild.</p> <p>Adults with moderate functional impairment should be offered the choice of</p>

	<p>either a course of an SSRI or more intensive CBT.</p> <p>For adults with OCD who are housebound, unable or reluctant to attend a clinic, or have significant problems with hoarding, a period of home-based treatment may be considered.</p> <p>For adults with OCD who are housebound and unable to undertake home-based treatment because of the nature of their symptoms a period of CBT by telephone may be considered.</p> <p>For adults with OCD, if there has been no response to a full trial of at least one SSRI alone, a full trial of combined treatment with CBT (including ERP) and an SSRI, and a full trial of clomipramine alone, the patient should be referred to a multi-disciplinary team with specific expertise in the treatment of OCD for assessment and further treatment planning.</p> <p>For OCD associated with severe risk to life, reassess and discuss options. Consider:</p> <ul style="list-style-type: none"> <li>• care coordination</li> <li>• SSRI or Clomipramine</li> <li>• CBT (including ERP)</li> <li>• combination of SSRI or clomipramine and CBT (including ERP)</li> <li>• augmentation strategies</li> <li>• admission</li> <li>• special living arrangements.</li> </ul> <p>A small minority of adults with long-standing and disabling obsessive-compulsive symptoms that interfere with daily living and have prevented them from developing a normal level of autonomy may, in addition to treatment, need suitable accommodation in a supportive environment that will enable them to develop life skills for independent living.</p>
--	---



<b>PTSD</b>	<p>The severity of the initial traumatic response is a reasonable indicator of the need for early intervention.</p> <p>Where symptoms are mild and have been present for less than 4 weeks after the trauma, watchful waiting, as a way of managing the difficulties presented by people with PTSD, should be considered. A follow-up contact should be arranged within 1 month.</p> <p>Trauma-focused cognitive behavioural therapy should be offered to those with severe post-traumatic symptoms or with severe PTSD in the first month after the traumatic event. These treatments should normally be provided on an individual outpatient basis.</p> <p>Trauma-focused cognitive behavioural therapy should be offered to those with severe post-traumatic symptoms or with severe PTSD in the first month after the traumatic event. These treatments should normally be provided on an individual outpatient basis.</p> <p>Consider extending the duration of treatment beyond 12 sessions if several problems need to be addressed in the treatment of PTSD sufferers, particularly after multiple traumatic events, traumatic bereavement, or where chronic disability resulting from the trauma, significant comorbid disorders or social problems are present.</p> <p>For PTSD sufferers who have no or only limited improvement with a specific trauma-focused psychological treatment, healthcare professionals should consider the following options:  an alternative form of trauma-focused psychological treatment  trauma-focused psychological treatment with a course of pharmacological treatment.</p> <p>For PTSD sufferers whose assessment identifies a high risk of suicide or harm to others, healthcare professionals should first concentrate on management of this risk.</p>
<p><i>Note.</i> APMH = Antenatal and postnatal mental health; DCHP = Depression in people with chronic physical health problems; GAD = Generalised anxiety disorder; OCD = Obsessive-compulsive disorder; PTSD = Post-traumatic stress disorder.</p>	

**Table 28: Summary of selected text from recommendations relating to disorder subtype (by guideline)**

<b>Guideline</b>	<b>Recommendation</b>
<b>Anxiety (GAD)</b>	None identified.
<b>APMH</b>	None identified.
<b>DCHP</b>	None identified.
<b>Depression (update)</b>	<p>Do not routinely vary the treatment strategies for depression described in this guideline by depression subtype (for example, atypical depression or seasonal depression) as there is no convincing evidence to support such action.</p> <p>Advise people with winter depression that follows a seasonal pattern and who wish to try light therapy in preference to antidepressant or psychological treatment that the evidence for the efficacy of light therapy is uncertain.</p>
<b>OCD</b>	For adults with obsessive thoughts who do not have overt compulsions, CBT (including exposure to obsessive thoughts and response prevention of mental rituals and neutralising strategies) should be considered.
<b>PTSD</b>	None identified.
<p><i>Note.</i> APMH = Antenatal and postnatal mental health; DCHP = Depression in people with chronic physical health problems; GAD = Generalised anxiety disorder; OCD = Obsessive-compulsive disorder; PTSD = Post-traumatic stress disorder.</p>	

**Table 29: Summary of selected text from recommendations relating to comorbidities (by guideline)**

Guideline	Recommendation
<b>Anxiety (GAD)</b>	<p>Consider referral to secondary care if the person with GAD has severe anxiety with marked functional impairment in conjunction with:</p> <ul style="list-style-type: none"> <li>• a risk of self-harm or suicide</li> <li>• significant comorbidity</li> <li>• complex physical health problems</li> <li>• self-neglect.</li> </ul> <p>When providing treatment for people with GAD and a mild learning disability or mild acquired cognitive impairment provide the same interventions as for other people with GAD, or adjust the method of delivery or duration.</p> <p>When assessing or providing an intervention for people with GAD and a moderate to severe learning disability or moderate to severe acquired cognitive impairment, consider consulting with a relevant specialist.</p> <p>If a person with GAD also has a comorbid depressive or other anxiety disorder, treat the primary disorder first.</p> <p>Non-harmful alcohol misuse should not be a contra-indication to active treatment of GAD. For people with GAD with harmful and dependent alcohol misuse, treat the alcohol misuse first as this alone may lead to significant improvement in the symptoms of GAD.</p> <p>Specialist mental health services should conduct a thorough, holistic reassessment of:</p> <ul style="list-style-type: none"> <li>• substance use</li> <li>• the role of agoraphobic and other avoidant symptoms</li> <li>• comorbidities.</li> </ul>
<b>APMH</b>	None identified.
<b>DCHP</b>	<p>When depression is accompanied by symptoms of anxiety, the first priority should usually be to treat the depression.</p> <p>When the patient has an anxiety disorder and comorbid depression or depressive symptoms, consult the NICE guideline for the relevant anxiety disorder and consider treating the anxiety disorder first.</p> <p>When an antidepressant is to be prescribed for a patient, take into account:</p> <ul style="list-style-type: none"> <li>• the presence of additional physical health disorders.</li> </ul>
<b>Depression (update)</b>	<p>When depression is accompanied by symptoms of anxiety, the first priority should usually be to treat the depression. When the person has an anxiety disorder and comorbid depression or depressive symptoms, consider treating the anxiety disorder first.</p>
<b>OCD</b>	<p>Adults with OCD with mild functional impairment who are unable to engage in low intensity CBT, or for whom low intensity treatment has proved to be inadequate, should be offered the choice of either a course of SSRI or more intensive CBT when OCD is associated with significant comorbidity or severe impairment, consider:</p> <ul style="list-style-type: none"> <li>• SSRI or clomipramine</li> <li>• CBT (including ERP)</li> </ul>

	<ul style="list-style-type: none"> <li>• combination of SSRI or clomipramine and CBT (including ERP)</li> <li>• care coordination</li> <li>• augmentation strategies</li> <li>• admission</li> <li>• social care.</li> </ul>
<b>PTSD</b>	<p>When a patient presents with PTSD and depression, healthcare professionals should consider treating the PTSD first.</p> <p>For PTSD sufferers who are so severely depressed that this makes initial psychological treatment of PTSD very difficult, healthcare professionals should treat the depression first.</p> <p>For PTSD sufferers with drug or alcohol, healthcare professionals should treat the drug or alcohol problem first.</p> <p>When offering trauma-focused psychological interventions to PTSD sufferers with comorbid personality disorder, healthcare professionals should consider extending the duration of treatment.</p> <p>Where sleep is a major problem for an adult PTSD sufferer, hypnotic medication may be appropriate for short-term use.</p>
<p><i>Note.</i> APMH = Antenatal and postnatal mental health; DCHP = Depression in people with chronic physical health problems; GAD = Generalised anxiety disorder; OCD = Obsessive-compulsive disorder; PTSD = Post-traumatic stress disorder.</p>	

**Table 30: Summary of selected text from recommendations relating to previous illness (by guideline)**

Guideline	Recommendation
Anxiety (GAD)	None identified.
APMH	None identified.
DCHP	Consider medication, when: <ul style="list-style-type: none"> <li>• there is a history of moderate-severe depression</li> <li>• mild depression complicates the care of the physical health problem</li> <li>• subthreshold depressive symptoms have been present for a long period</li> <li>• subthreshold depressive symptoms or mild depression persist(s) after other interventions.</li> </ul>
Depression (update)	Consider anti-depressants for people with: <ul style="list-style-type: none"> <li>• a past history of moderate or severe depression</li> </ul> <p>For people with depression who are at significant risk of relapse or have a history of recurrent depression, discuss with the person treatments to reduce the risk of recurrence, including continuing medication, augmentation of medication or psychological treatment (CBT). Treatment choice should be influenced by:</p> <ul style="list-style-type: none"> <li>• previous treatment history, including the consequences of a relapse, residual symptoms, response to previous treatment and any discontinuation symptoms.</li> </ul>
OCD	None identified.
PTSD	None identified.
<i>Note.</i> APMH = Antenatal and postnatal mental health; DCHP = Depression in people with chronic physical health problems; GAD = Generalised anxiety disorder; OCD = Obsessive-compulsive disorder; PTSD = Post-traumatic stress disorder.	

**Table 31: Summary of selected text from recommendations relating to previous response to treatment (by guideline)**

Guideline	Recommendation
Anxiety (GAD)	The following must be taken into account when deciding which medication to offer: <ul style="list-style-type: none"> <li>• previous treatment response</li> <li>• tolerability</li> <li>• the possibility of interactions with concomitant medication.</li> </ul>
APMH	None identified.
DCHP	The choice of intervention should be influenced by the previous course of depression and response to treatment.
Depression (update)	Support and encourage a person who has benefited from taking an antidepressant to continue medication for at least 6 months after remission of an episode of depression.
OCD	None identified.
PTSD	None identified.
<i>Note.</i> APMH = Antenatal and postnatal mental health; DCHP = Depression in people with chronic physical health problems; GAD = Generalised anxiety disorder; OCD = Obsessive-compulsive disorder; PTSD = Post-traumatic stress disorder.	

**Table 32: Summary of selected text from recommendations relating to personal characteristics (by guideline)**

Guideline	Recommendation
<b>Anxiety (GAD)</b>	The following must be taken into account when deciding which medication to offer: <ul style="list-style-type: none"> <li>• the <b>age of the person</b></li> <li>• <b>risks</b></li> <li>• the <b>likelihood of accidental overdose</b></li> <li>• the <b>likelihood of deliberate self-harm, by overdose or otherwise.</b></li> </ul>
<b>APMH</b>	When prescribing a drug for a woman with a mental disorder who is <b>planning a pregnancy, pregnant or breastfeeding</b> , prescribers should: <ul style="list-style-type: none"> <li>• choose drugs with lower risk profiles for the mother and the fetus or infant</li> <li>• start at the lowest effective dose, and slowly increase it; this is particularly important where the risks may be dose related</li> <li>• use monotherapy in preference to combination treatment</li> <li>• consider additional precautions for preterm, low birth weight or sick infants.</li> </ul>
<b>DCHP</b>	None identified.
<b>Depression (update)</b>	Do not routinely vary the treatment strategies for depression described in this guideline by <b>personal characteristics</b> (for example, sex or ethnicity) as there is no convincing evidence to support such action.
<b>OCD</b>	Obsessive-compulsive symptoms may sometimes involve a <b>person's religion</b> , such as religious obsessions and scrupulosity, or cultural practices. When the boundary between religious or cultural practice and obsessive-compulsive symptoms is unclear, healthcare professionals should, with the patient's consent, consider seeking the advice and support of an appropriate religious or community leader to support the therapeutic process.  For adults with OCD <b>living with their family or carers</b> , involving a family member or carer as a co-therapist in ERP should be considered where appropriate and acceptable.
<b>PTSD</b>	None identified.
<i>Note.</i> APMH = Antenatal and postnatal mental health; DCHP = Depression in people with chronic physical health problems; GAD = Generalised anxiety disorder; OCD = Obsessive-compulsive disorder; PTSD = Post-traumatic stress disorder.	

**Table 33: Summary of selected text from recommendations relating to service user preference (by guideline)**

Guideline	Recommendation
<b>Anxiety (GAD)</b>	<p>Inform people with GAD who have not received or have refused treatment offered in Steps 1 to 3 of the potential benefits of such treatments. Offer them whichever treatments that have not been tried.</p> <p>The following must be taken into account when deciding which medication to offer:</p> <ul style="list-style-type: none"> <li>the preference of the person being treated.</li> </ul>
<b>APMH</b>	Consider antidepressant treatment if the woman has expressed a preference for it.
<b>DCHP</b>	The choice of intervention should be influenced by the patient's treatment preference and priorities.
<b>Depression (update)</b>	<p>For people with depression who decline an antidepressant, CBT, IPT, behavioural activation and behavioural couples therapy, consider:</p> <ul style="list-style-type: none"> <li>counselling for people with persistent subthreshold depressive symptoms or mild to moderate depression</li> <li>short-term psychodynamic psychotherapy for people with mild to moderate depression.</li> </ul> <p>For people with depression who are at significant risk of relapse or have a history of recurrent depression, discuss with the person treatments to reduce the risk of recurrence, including continuing medication, augmentation of medication or psychological treatment (CBT). Treatment choice should be influenced by:</p> <ul style="list-style-type: none"> <li>the person's preference.</li> </ul>
<b>OCD</b>	<p>In initial treatment low intensity psychological treatments should be offered if the patient expresses a preference for a low intensity approach.</p> <p>When adults request psychological therapy other than cognitive and/or behavioural therapies as a specific treatment they should be informed that there is as yet no convincing evidence for a clinically important effect of these treatments.</p> <p>Neurosurgery is not recommended for OCD treatment unless it is specifically requested by the patient because they have severe OCD that is refractory to other forms of treatment.</p>
<b>PTSD</b>	<p>Drug treatments (paroxetine or mirtazapine for general use, and amitriptyline or phenelzine for initiation only by mental health specialists) should be considered for the treatment of PTSD in adults who express a preference not to engage in trauma-focused psychological treatment.</p> <p>Patient preference should be an important determinant of the choice among effective treatments. PTSD sufferers should be given sufficient information about the nature of these treatments to make an informed choice.</p>
<p><i>Note.</i> APMH = Antenatal and postnatal mental health; DCHP = Depression in people with chronic physical health problems; GAD = Generalised anxiety disorder; OCD = Obsessive-compulsive disorder; PTSD = Post-traumatic stress disorder.</p>	

### 6.3.5 Clinical evidence

The studies considered in this review looked at predictors of treatment response from a variety of perspectives. For the purposes of this review, the evidence was assessed with regards to factors predicting: a) response/remission, b) risk of recurrence, and c) non-adherence to treatment.

#### *Factors predicting response/remission*

Numerous treatments exist for depression, and research exists assessing the extent to which certain factors predict response to treatment. In general, it has been found that good response to treatment initially predicts good outcome for recovery (FEKADU2009).

Predictors of response to antidepressant treatment can be broken down into biological and non-biological predictors and medical predictors, as well as predictors for specific treatment. Each of these will now be considered in turn.

DODD2004 outlined a number of biological predictors that influence response to antidepressant treatment. Most of the biological predictors, although important, are not applicable to primary care (the primary focus of this guideline) and will only be discussed briefly. Using the dexamethasone suppression test, it was found that post treatment dexamethasone predicts the course of treatment. Blunted thyrotropin response at admission is indicative of recovery at nine weeks. Treatment non-response has also been associated with lower levels of [<sup>3</sup>H] imipramine recognition site densities, measured prior to treatment and low REM density and sleep onset difficulty. (DODD2004).

There are some biological factors that, rather than predicting treatment response in general, predict response to specific treatment agents. 3-methoxy-4-hydroxyphenylglycol levels prior to treatment predicted response to imipramine. Monoamine oxidase activity has been found to have varying effects, depending on the drug in question. Decreased MAO activity following sleep deprivation can lead to response to clomipramine treatment, but non-response to maprotiline. Conversely, increased MAO activity following sleep deprivation has been associated with non-response to clomipramine treatment and response to maprotiline (DODD2004). Biological predictors are not the only predictors available to clinicians when deciding on appropriateness of antidepressant treatment. In fact, many of the non-biological predictors may actually be of more benefit to primary care practitioners, as they do not require complex biological tests.

Other clinical predictors include a range of factors specific to the disorder. For example, according to DODD2004, an initially more severe depression was associated with a reduced response to therapy. Similarly, endogenous type depression may be more responsive to antidepressant treatment than reactive



depression. Depression with comorbid disorders on the other hand, particularly panic disorders and alcohol misuse, is associated with a reduced response rate (DODD2004). Interestingly, early age of onset is not directly related to treatment response. Instead, early age of onset seems more related to a more malignant course of depression (DODD2004).

Clinical factors can have effects on specific antidepressant treatments. Several studies cited in DODD2004 suggest that atypical depression responds better to MAOIs than to other first-generation antidepressants. However, results are mixed, with other studies failing to find a depression sub-type that significantly influences treatment response. Atypical depression may be associated with better response to phenelzine than to imipramine in a 6-week double-blinded trial, although interestingly, when depression is associated with an absence of a life event, better outcomes are seen for imipramine. Response to moclobemide and phenelzine in comparison to second-generation antidepressants does not appear to be influenced by depression type (DODD2004).

A number of personality factors may also impact on the chance of recovery following antidepressant treatment. Having a passive/aggressive personality, anti-social personality traits, mild depression (HAMD<20) with personality dysfunction, high harm avoidance and high reward dependence, high harm avoidance and low reward dependence, and low harm avoidance and high reward dependence all reduced the likelihood of recovery following antidepressant treatment (DODD2004).

Conversely, some personality factors have been found to increase the chance of recovery following antidepressant treatment. These include having an obsessive/compulsive personality, high levels cooperativeness and self-directedness and low levels of novelty seeking, harm avoidance and reward dependence.

Service user factors not directly related to personality have been highlighted as important in predicting response to treatment (DODD2004). Rumination, poor occupational functioning, psychosocial vulnerabilities including physical, emotional and sexual abuse and physical and emotional neglect, current stress, lack of social support and length of interval between the onset of depressive symptoms and commencement of treatment have all been found to reduce the response to antidepressant treatment (DODD2004).

Just as personality factors have the potential to influence treatment response in general, they have also been found to influence response to specific antidepressant treatment. Presence of anxiety symptoms has been associated with a positive response to lofepramine, whereas non-response is associated with observed sadness, psychomotor retardation and subjective lassitude (DODD2004). Surprisingly, despite being a common treatment for anxiety

disorders, non-response to fluoxetine has been associated with presence of anxiety symptoms (DODD2004). However, NELSON2009 have contradicted this finding, showing similar response rates to both drug and placebo conditions in non-anxious and anxious depressed participants (OR=1.57, 95% CI 1.15-2.14, and OR=1.44, 95% CI 1.15-1.80, respectively,  $\chi^2=0.88$ ,  $p=0.35$ ). According to one meta-analysis, the pooled response rates to drug and placebo respectively were 49.4% *versus* 37.4% in anxious patients and 44.2% *versus* 35.5% in non-anxious patients. Response rates to drug treatment were similar for both groups (OR=1.21, 95% CI 0.93-1.57).

Demographic factors may also influence response to treatment. Age in particular appears to have an association with treatment response. Although older populations have a higher mortality rate, younger patients seem to have reduced treatment response, and experience persistent residual symptoms (MITCHELL2009). However, younger participants in these studies often have a significantly greater number of previous episodes in this study, making interpretation difficult. In light of problems associated with poor control, results are often mixed, with some studies finding significantly lower rates of remission in participants over the age of 60 (MITCHELL2009), and others finding no effect of age (DODD2004).

MITCHELL2009 also examined age as a prognostic indicator for treatment success in electro-convulsive therapy (ECT). Service users aged 65 and over have been found to have a better rate of recovery than younger participants (67% and 40% at 4 year follow-up, respectively). However, the exact effect is masked by problems of control for confounding factors like past episode characteristics, and illness comorbidity. Furthermore, ECT is often used for different reasons in older and younger populations. For younger service users, ECT tends to be used less frequently, and for treatment resistant cases. It is more likely to be used as first line treatment in older populations. As a result, findings are often mixed, with some studies reporting no effect of age on treatment response.

Finally, it is important to consider some of the therapeutic factors that can improve treatment response. DODD2004 report that the greater the therapist-patient alliance, the better the pharmacological outcome, especially when the alliance is rated positively by the therapist. Optimism, from the psychiatrist or the patient is also an important predictor, and research suggests that optimism correlates positively with improved response (DODD2004).

### *Factors predicting risk of recurrence*

Neither gender, age, socioeconomic status or marital status were found to be associated with the risk of recurrence (HERDEVELD2010; FEKADU2009). However, older age may be associated with more previous episodes and greater medical comorbidity, which in turn increases rates of relapse (MITCHELL2009).

With regards to personal factors, service users who, after achieving remission, experience impaired functioning, be it in work, relationship of leisure domains, appear to have a higher risk for recurrence of major depression. Similarly, use of moderate coping skills and having low self-efficacy can also result in higher risk of recurrence of major depression. Finally, although the evidence is mixed, having a personality disorder can also be a predictor for recurrence (HARDEVELD2010). Interestingly, experiencing a severe life event and having low social support did not appear to relate to recurrence.

A large number of clinical factors have been found to predict rates of recurrence. Age of onset of first depressive episode in particular is an important factor, with each additional year of age at onset lowering the risk by 0.96 (95% CI 0.93-0.99). However, this finding has not always been successfully replicated (FEKADU2009). Similarly, shorter duration of illness at intake, lower illness severity during follow-up and fewer previous episodes are often cited as reducing the rate of recurrence (HARDEVELD2010). Risk of relapse has been found to increase from 55.3% after step 2 of treatment, to 64.6% after step 3 and 71.1% after step 4 (FEKADU2009).

The presence of both sub-clinical symptoms and comorbid axis I disorders also appear to increase the rate of recurrence. With regards to comorbid symptoms, dysthymia and social phobia (HARDEVELD2010) and delusions and agitation (FEKADU2010) have all been associated with an increase in the risk of recurrence. Research indicates that service users with sub-clinical symptoms after major depression recovery relapse around three times faster than those without such symptoms (HARDEVELD2010). The rate of relapse for those entering follow-up with residual symptoms has been estimated at around 58.6%, compared to 47.4% for those without residual symptoms ( $\chi^2=6.4$ ;  $p=0.01$ ; FEKADU2009). However, the time frame in which to measure relapse is important, as at 8-10 year follow up, this difference is no longer significant (HARDEVELD2010). Residual symptoms affect not only remission, but also global functioning. According to FEKADU2009, participants with residual symptoms were more likely than participants without residual symptoms to have a longer period of impaired occupational functioning when reached remission.

### *Factors predicting non-adherence to treatment*

One of the key factors associated with treatment response is rate of adherence to treatment. POMILI2009 conducted a systematic review of the factors that can influence likelihood of treatment non-adherence. Reported rates of non-adherence increase weekly, starting at 16% in week 1, and increasing to 41% in week 2, 59% in week 3 and 68% in week 4. Approximately 30% of people on antidepressants will stop taking them within one month of commencing treatment, with as many as 60% stopping by 3 months.

Many factors predict non-adherence. These include medication specific issues, service user factors and physician factors. Looking first at medication-specific issues, problems of non-adherence have been associated with treatment-related adverse events, delayed onset of action, complicated dosage, titration schedule and sub-therapeutic dosing, hyperstimulation due to antidepressants, non-cooperation from the service users' family, fear of the drug and a lack of an adequate long-term treatment regimen (POMPILI2009).

Looking next at patient factors, POMPILI2009 identify a number of variables that can influence adherence. Poor motivation, failure to perceive a benefit, education, age of first episode, presence of melancholia or anxiety, psychiatric morbidity or clinical setting and concerns about the cost have all been found to influence non-adherence.

Finally, with regards to physician factors, it has been found that the patient-physician relationship is vital in determining adherence. According to POMPILI2009, having a good alliance can enhance long-term treatment adherence, reduce drop-out rates to less than 10% and increased adherence rates to more than 85%. The alliance has been found to be especially important during the early stages of treatment, particularly when the short-term benefits are often outweighed by adverse events.

**Table 34: Summary of findings for systematic reviews of factors that predict treatment response/ recurrence of depression/ non-adherence**

Study ID	Outcome	Summary of findings
DODD2004	Treatment response	<p>The following non-biological factors predicted better response:</p> <ul style="list-style-type: none"> <li>• moderate depression (compared to severe depression)</li> <li>• endogenous depression (compared to situational/ reactive depression)</li> <li>• high autonomy and low sociotropy</li> <li>• high co-operativeness and self-directedness</li> <li>• high reward-dependence and noveltyseeking and low harm-avoidance</li> <li>• greater non-verbal attunement between patient and interviewer</li> <li>• psychiatrist's initial optimism</li> <li>• strong alliance between therapist and service user</li> <li>• strongly held religious beliefs and activities.</li> </ul> <p>The following non-biological factors predicted poor response:</p> <ul style="list-style-type: none"> <li>• comorbidity of generalised anxiety disorder</li> <li>• comorbidity of panic disorder</li> <li>• bipolarity</li> <li>• alcohol abuse and dependence</li> <li>• poor occupational functioning.</li> </ul> <p>Biological predictive factors included neuro-endocrine factors, platelet markers, electroencephalographic markers and magnetic resonance markers, but the review authors suggest that while these are useful in research they are of only limited use to the</p>

		treating clinician.
<b>FEKADU2009</b>	Depression recovery	<p>The following factors predicted good outcome and recovery:</p> <ul style="list-style-type: none"> <li>• initial responsiveness to lithium</li> <li>• absence of previous history of admission</li> <li>• shorter duration of illness at intake</li> <li>• less severe illness during follow up.</li> </ul> <p>The following factors predicted poorer outcome and readmission:</p> <ul style="list-style-type: none"> <li>• prior history of treatment with lithium</li> <li>• presence of delusions and agitation.</li> </ul> <p>Age sex and history of dysthymia were not predictive of recovery.</p>
<b>HARDEVELD2010</b>	Recurrence of MDD	<p>The following factors predicted recurrence of MDD:</p> <ul style="list-style-type: none"> <li>• the number of previous episodes</li> <li>• subclinical residual symptoms after recovery for the last episode.</li> </ul> <p>Demographic factors such as gender, civil status and socioeconomic status were not related to the recurrence of MDD.</p> <p>The percentage of recurrence of MDD in specialised mental healthcare settings is high (85% after 15 years) and may be similar in primary care. In general population recurrence of MDD is lower (35% after 15 years).</p>
<b>MITCHELL2005</b>	Response rates/ Remission rates	<p>Response and remission rates to pharmacotherapy and ECT are not significantly different in old-age depression and middle-age depression.</p> <p>The evidence suggests that older patients have a higher risk of further episodes, short intervals to recurrence, and experience more confounding factors, for example medical comorbidity, than younger patients. Therefore, it is important to look at age-related factors, not just age itself, when assessing risk factors for recurrence.</p> <p>Although rates of response are not substantially different between groups, systematic differences in treatment of depression by age exist. In general, the evidence overall supports the notion that depression in the elderly is equally responsive to initial treatment but has a more adverse longitudinal trajectory than depression in middle age.</p>
<b>NELSON2009</b>	Response to second generation antidepressant treatment	<p>There was no evidence that anxiety affected response to second generation antidepressant treatment in placebo-controlled trials of major depression in older adults.</p>
<b>POMPILI2009</b>	Non-adherence	<p>Factors that predict medication non-adherence specific to unipolar/ bipolar depression can be categorised as:</p> <ul style="list-style-type: none"> <li>• variables unique to the disorder (early onset, high number of hospitalisations)</li> <li>• treatment issues (complex treatment regimen, medication side effects, delayed onset of action, cost of medication, inadequate medication dosage and inadequate therapy duration)</li> <li>• patient factors (gender, age, marital status, educational level and social support, ethnicity, cognitive dysfunction, higher level of personality pathology, lack of insight, substance abuse, mood-incongruent psychotic features)</li> <li>• physician factors (poor physician-patient communication).</li> </ul>

		Comorbid symptoms had no effect on adherence.

### 6.3.6 Clinical evidence summary

Response to antidepressant treatment is influenced by an array of factors. Initially more severe depression, reactive depression and comorbid depression may all be associated with reduced response to treatment. The GDG considered these factors and felt many were already taken into account in the existing guidelines and recommendations. Specific personality factors have also been identified in the reviews as having a potentially important role, with passive/aggressive personality, anti-social personality traits, mild depression with personality dysfunction, high harm avoidance and high reward dependence, high harm avoidance and low reward dependence, and low harm avoidance and high reward dependence all being identified as possible causes of a reduced likelihood of recovery with antidepressant treatment. Similarly, rumination, poor occupational functioning, psychosocial vulnerabilities and length of interval between the onset of depressive symptoms and commencement of treatment may also be associated with a reduced response to antidepressant treatment. Presence of anxiety symptoms on the other hand, may not influence response to antidepressant treatment. The GDG were of the view that a number of these factors had already been reviewed in existing guidelines and that the uncertainty surrounding much of this evidence did not support the development of additional recommendations. .

The impact of age on treatment response has produced mixed findings. Younger patients seem to have reduced antidepressant and ECT treatment response, and experience persistent residual symptoms. However, studies are often associated with poor control, making findings difficult to interpret.

Optimism in treatment has also been identified as an important factor. The greater the therapist-patient alliance, the better the pharmacological outcome, especially when the alliance was rated positively by the therapist or patient . This area was also well covered in existing NICE guidance although it was not considered to be a patient specific factor that might guide choice of treatment.

Studies have found that patient factors can influence the rate of recurrence. These factors include impaired functioning following remission, poor coping skills, low self-efficacy, and the presence of a personality disorder. Clinical factors including age of onset of first depressive episode, duration of illness, illness severity, number of previous episodes, sub-clinical symptoms and comorbid disorders have also all been found to influence rates of relapse. Again the GDG felt that these areas had also been adequately addressed in existing NICE guidance.

One of the key factors associated with treatment response is the rate of adherence which is influenced by a number of factors. Treatment related factors that reduce adherence include treatment-related adverse events, delayed onset of action, complicated dosage, titration schedule and sub-therapeutic dosing, hyper-stimulation due to antidepressants, non-cooperation from the service users' family, fear of the drug and a lack of an adequate long-term treatment regimen. Patient factors include poor motivation, failure to perceive a benefit, education, age of first episode, presence of melancholia or anxiety, psychiatric morbidity or clinical setting and concerns about the cost. Finally, physician factors include poor therapeutic alliance, especially in the initial stages of treatment. Again the GDG felt that these areas had also been well covered in existing NICE guidance on common mental health disorder and also in the NICE guideline on Medication Concordance (NICE, 2009).

### **6.3.7 From evidence to recommendations**

As can be seen from the clinical review, the GDG drew on two sources of evidence in developing the recommendations in this section. First, the existing recommendations from NICE clinical guidelines for common mental disorders, which provided advice on appropriate treatment for individuals, depending on a number of clinical and demographic factors. Second, the review identified a number of systematic reviews which pointed to a number of factors which were potentially associated with treatment response, including the nature of the disorder (for example, chronicity and severity, and previous response to treatment). In addition, the systematic reviews included some biological markers which had not been identified in previous clinical guidelines (for example, the dexamethasone suppression test). These biological markers were not considered for recommendations as the guideline is focused on primary care and the routine use of such markers in primary care was not felt to be feasible by the GDG.

In developing the recommendations for this section an important concern of the GDG was to develop recommendations that would support the referral of individuals from primary care into appropriate treatment interventions in primary or secondary care. This meant that the recommendations were revised and developed (see below) in a way that was focused on primary care. The GDG took the view that the recommendations developed by the existing NICE guidelines had taken into account and indeed had been developed in light of evidence reviewed by a number of systematic reviews identified in the searches for this guideline. This meant that the systematic reviews identified generally provided additional support for the recommendations developed for the previous NICE guidelines, and at times provided evidence which lead to some minor changes in the wording, structure and/or content of recommendations but did not alter the meaning

of the original recommendations. The GDG also determined that as far as possible it was sensible and appropriate to try and integrate recommendations from existing guidelines, (for recommendations from within the same guideline and from different guidelines) into a clear, coherent and comprehensible format in order to facilitate understanding and uptake particularly in primary care settings. However, in doing this the GDG took great care not to alter the meaning or the intent of each recommendation as the evidence base for these recommendations was not reviewed by the GDG. As it was outside of the scope of this guideline to review the evidence for the treatment recommendations, the primary impact of any further evidence (from the systematic review) or from expert opinion of GDG s was to shape and adjust the presentation of the recommendations rather than change the meaning or intent of any recommendation.

### **6.3.8 Recommendations**

#### *Identifying the correct treatment options*

**6.3.8.1** When discussing treatment options with people with a common mental health disorder, consider:

- their past experience of the disorder
- their experience of and response to previous treatment
- the trajectory of symptoms
- the diagnosis or problem specification, severity and duration of the problem
- the extent of any associated functional impairment arising from the disorder itself or any chronic physical health problem
- the presence of any comorbid disorders.

**6.3.8.2** When discussing treatment options with a person with a common mental health disorder, provide information about:

- the nature, content and duration of any proposed intervention
- the acceptability and tolerability of any proposed intervention
- possible interactions with any current interventions
- the implications for the continuing provision of any current interventions.

**6.3.8.3** When making a referral for the treatment of a common mental health disorder, follow the stepped-care approach, usually offering the least intrusive, most effective intervention first.

**6.3.8.4** When a person presents with symptoms of anxiety and depression, assess the nature and extent of the symptoms, and if the person has:

- depression that is accompanied by symptoms of anxiety, the first priority should usually be to treat the depressive disorder



- an anxiety disorder and comorbid depression or depressive symptoms, consult the NICE guidelines for the relevant anxiety disorder and consider treating the anxiety disorder first
- both anxiety and depressive symptoms, with no formal diagnosis, that are associated with functional impairment, discuss with the service user the choice of intervention.<sup>28</sup>

**6.3.8.5** When a person presents with a common mental health disorder and harmful or dependent drinking, refer them for treatment of the alcohol misuse first, as alone this may lead to significant improvements in depressive or anxiety symptoms (see 'Alcohol-use disorders: diagnosis, assessment and management of harmful drinking and alcohol dependence' NICE clinical guideline XX<sup>29</sup>).

**6.3.8.6** When a person presents with a common mental health disorder and has a mild learning difficulty or mild cognitive impairment, consider referral for the same interventions as for other people with a common mental health disorder.

**6.3.8.7** When a person presents with a common mental health disorder and has a moderate to severe learning difficulty or a moderate to severe cognitive impairment, consult a specialist concerning appropriate referral and treatment options.

**6.3.8.8** Do not routinely vary referral practice for common mental health disorders based on expected variation in response to treatment arising from factors such as:

- gender or ethnicity
- sub-types of depression (for example, atypical depression).

**6.3.8.9** If a person with a common mental health disorder needs social, educational, or vocational support, consider:

- informing them about self-help groups, support groups and other local and national resources
- befriending or a rehabilitation programme for people with long-standing moderate or severe disorders.

### ***Referral advice for mild to moderate common mental health disorders***

---

<sup>28</sup> Adapted from 'Depression: the treatment and management of depression in adults' (NICE clinical guideline 90). Available from: <http://www.nice.org.uk/CG90>

<sup>29</sup> Guideline title to be allocated on publication. Consultation draft available from: <http://guidance.nice.org.uk/CG/Wave17/1>

**6.3.8.10** If the presentation and history of a common mental health disorder suggest that it may be mild and self-limiting (that is, symptoms are improving) and the disorder is of recent onset, consider providing psychoeducation and active monitoring before referral for further assessment or treatment. These approaches may improve less severe presentations and avoid the need for further interventions.

**6.3.8.11** For people with persistent subthreshold depressive symptoms or mild to moderate depression, consider referral for:

- individual facilitated self-help
- computerised cognitive behavioural therapy (CCBT)
- a structured group physical activity programme
- a group-based peer support (self-help) programme (for those who also have a chronic physical health problem).<sup>30</sup>

**6.3.8.12** Consider offering, or refer for an assessment for, antidepressant medication for people with:

- subthreshold depressive symptoms that have been present for a long period (typically at least 2 years) or
- subthreshold depressive symptoms or mild depression that persists after other interventions or
- a past history of moderate or severe depression or
- mild depression that complicates the care of a physical health problem.<sup>31</sup>

**6.3.8.13** For people with generalised anxiety disorder that has not improved after psychoeducation and active monitoring, consider referral for:

- individual non-facilitated self-help
- individual facilitated self-help
- psychoeducational groups.<sup>32</sup>

**6.3.8.14** For people with mild to moderate panic disorder, consider referral for:

- individual non-facilitated self-help
- individual facilitated self-help.

---

<sup>30</sup> Adapted from 'Depression: the treatment and management of depression in adults' (NICE clinical guideline 90) and 'Depression in adults with a chronic physical health problem' (NICE clinical guideline 91). Available from: <http://www.nice.org.uk/CG90> and <http://www.nice.org.uk/CG91>

<sup>31</sup> Adapted from 'Depression: the treatment and management of depression in adults' (NICE clinical guideline 90) and 'Depression in adults with a chronic physical health problem' (NICE clinical guideline 91). Available from: <http://www.nice.org.uk/CG90> and <http://www.nice.org.uk/CG91>

<sup>32</sup> Adapted from 'Generalised anxiety disorder and panic disorder (with or without agoraphobia in adults) (partial update)' (NICE clinical guideline XX). Consultation draft available from: <http://guidance.nice.org.uk/CG/WaveR/86>

**6.3.8.15** For people with mild to moderate OCD, consider referral for cognitive behavioural therapy (CBT) of limited duration (typically <10 hours), which could be provided in the following formats:

- brief individual CBT (including exposure and response prevention [ERP]) using self-help materials
- brief individual CBT (including ERP) by telephone
- group CBT (including ERP) (note, group formats may deliver more than 10 hours of therapy).<sup>33</sup>

**6.3.8.16** For people with PTSD, including those with mild to moderate PTSD, consider referral for a formal psychological intervention (trauma-focused CBT or eye movement desensitisation and reprocessing [EMDR]).<sup>34</sup>

*Referral advice for persistent subthreshold depressive symptoms or mild to moderate common mental health disorders with inadequate response to initial interventions, or moderate to severe common mental health disorders*

**6.3.8.17** If there has been an inadequate response following the delivery of a first-line treatment, consider referral for psychological, pharmacological or combined intervention in line with the relevant NICE guideline for the specific disorder.

**6.3.8.18** For people with persistent subthreshold depressive symptoms or mild to moderate depression that has not responded to a low-intensity intervention, consider referral for:

- antidepressant medication or
- a psychological intervention (CBT, interpersonal therapy [IPT], behavioural activation, behavioural couples therapy).<sup>35</sup>

---

<sup>33</sup> Adapted from 'Obsessive-compulsive disorder and body dysmorphic disorder (BDD)' (NICE clinical guideline 31). Available from: <http://www.nice.org.uk/CG31>

<sup>34</sup> Adapted from 'Post-traumatic stress disorder' (NICE clinical guideline 26). Available from: <http://www.nice.org.uk/CG26>

<sup>35</sup> Adapted from 'Depression: the treatment and management of depression in adults' (NICE clinical guideline 90). Available from: <http://www.nice.org.uk/CG90>

**6.3.8.19** For people with an initial presentation of moderate or severe depression, consider referral for a psychological intervention (CBT or IPT) in combination with antidepressant medication.<sup>36</sup>

**6.3.8.20** For people with moderate to severe depression and a chronic physical health problem consider referral to collaborative care if there has been no, or only a limited, response to psychological or drug treatment alone or combined in the current or in a past episode.<sup>37</sup>

**6.3.8.21** For people with generalised anxiety disorder who have marked functional impairment or have not responded to a low-intensity intervention, consider referral for one of the following:

- CBT or
- applied relaxation or
- if the person prefers, drug treatment.<sup>38</sup>

**6.3.8.21.1** For people with moderate to severe panic disorder, consider referral for CBT.<sup>39</sup>

**6.3.8.21.2** For people with OCD and moderate or severe functional impairment, and in particular where there is significant comorbidity with other common mental health disorders, consider referral for:

- CBT or antidepressant medication for moderate impairment
- CBT combined with antidepressant medication and case management for severe impairment
- home-based treatment where the person is reluctant to attend a clinic or has specific problems (for example, hoarding).<sup>40</sup>

---

<sup>36</sup> Adapted from 'Depression: the treatment and management of depression in adults' (NICE clinical guideline 90). Available from: <http://www.nice.org.uk/CG90>

<sup>37</sup> Adapted from 'Depression in adults with a chronic physical health problem' (NICE clinical guideline 91). Available from: <http://www.nice.org.uk/CG91>

<sup>38</sup> Adapted from 'Generalised anxiety disorder and panic disorder (with or without agoraphobia in adults) (partial update)' (NICE clinical guideline XX). Consultation draft available from: <http://guidance.nice.org.uk/CG/WaveR/86>

<sup>39</sup> Adapted from 'Generalised anxiety disorder and panic disorder (with or without agoraphobia in adults) (partial update)' (NICE clinical guideline XX). Consultation draft available from: <http://guidance.nice.org.uk/CG/WaveR/86>

<sup>40</sup> Adapted from 'Obsessive-compulsive disorder and body dysmorphic disorder (BDD)' (NICE clinical guideline 31). Available from: <http://www.nice.org.uk/CG31>

- 6.3.8.22** For people with long-standing OCD or with symptoms that are severely disabling and restrict their life, consider referral to a specialist mental health service. For people who have not benefitted from two courses of CBT combined with antidepressant medication, this should be to a service with specialist expertise in OCD.<sup>41</sup>
- 6.3.8.23** For people with PTSD, refer for a psychological intervention (trauma-focused CBT or EMDR). Do not delay referral, particularly for people with severe and escalating symptoms in the first month after the traumatic event.<sup>42</sup>
- 6.3.8.24** For people with PTSD, consider offering or referring for drug treatment only if a person declines an offer of a psychological intervention or expresses a preference for drug treatment.<sup>43</sup>

*Referral advice to help prevent relapse*

- 6.3.8.25** For people with a common mental health disorder who are at significant risk of relapse or have a history of recurrent problems, discuss with the person the treatments that might reduce the risk of recurrence and refer to the interventions as set out in the relevant NICE guideline. The choice of referral should be informed by previous treatment, including consequences of relapse, response of residual symptoms to previous treatment and any discontinuation symptoms when stopping medication, and the person's preference..
- 6.3.8.26** For people with a previous history of depression and who are considered at risk of relapse despite taking antidepressant medication, or those who are unable to continue or choose not to continue antidepressant medication, consider referral for:
- individual CBT
  - mindfulness-based CBT.<sup>44</sup>
- 6.3.8.27** For people who have had previous treatment for depression but continue to have residual depressive symptoms, consider referral for:
- high-intensity individual CBT (for those who have relapsed despite antidepressant treatment or have a significant history of depression and residual symptoms despite treatment)

---

<sup>41</sup> Adapted from 'Obsessive-compulsive disorder and body dysmorphic disorder (BDD)' (NICE clinical guideline 31). Available from: <http://www.nice.org.uk/CG31>

<sup>42</sup> Adapted from 'Post-traumatic stress disorder' (NICE clinical guideline 26). Available from: <http://www.nice.org.uk/CG26>

<sup>43</sup> Adapted from 'Post-traumatic stress disorder' (NICE clinical guideline 26). Available from: <http://www.nice.org.uk/CG26>

<sup>44</sup> Adapted from 'Depression: the treatment and management of depression in adults' (NICE clinical guideline 90) and 'Depression in adults with a chronic physical health problem' (NICE clinical guideline 91). Available from: <http://www.nice.org.uk/CG90> and <http://www.nice.org.uk/CG91>

- mindfulness-based CBT (for those who have had three or more episodes).<sup>45</sup>

### **6.3.9 Research recommendations**

- 6.3.9.1** For people with a common mental health disorder is the use of a simple algorithm (based on factors associated with treatment response) when compared with a standard clinical assessment more clinically and cost effective?
- 6.3.9.2** For people with both anxiety and depression, which disorder should be treated first to improve the outcome for the service user?

## **6.4 ROUTINE OUTCOME MONITORING**

### **6.4.1 Introduction**

Routine outcome monitoring has increasingly become apart of mental health care. Within the field of psychological therapies, recent developments in the IAPT programme led by the Department of Health (Department of Health, 2007) have placed considerable emphasis on routine outcome monitoring. In a report emerging from the IAPT programme, Clark and colleagues (2009) describe the benefits associated with routine outcome monitoring. From an individual service user perspective it can lead to an increased focus on outcomes and provide feedback for both psychological therapist and client on the benefits of any intervention. In turn this may lead to changes in the delivery of any intervention. At the service level there is evidence (see Clark *et al.*, 2009) that the use of outcome measurement can provide a more accurate picture of the overall success of a service. For example, the two IAPT programme pilot programmes had routine outcome monitoring returns of over 90%. This was based on sessional outcome monitoring and can be contrasted with outcome monitoring at designated times, for example at the beginning and end of treatment. It is clear from this comparison that session-by-session monitoring can lead to a more accurate (and realistic) assessment of treatment outcome. Elsewhere in mental health, others have shown that there is considerable concern about and poor uptake of outcome monitoring among many mental healthcare professionals (for example, Gilbody *et al.*, 2002). There are a number of reasons for this, including the design, content and feasibility of the measures used with significant concerns that the process will be burdensome on both patients and staff, but with little of value emerging for either group. This supports the view that brief measures are more likely to be used routinely. More recent developments in mental health

---

<sup>45</sup> Adapted from 'Depression: the treatment and management of depression in adults' (NICE clinical guideline 90) . Available from: <http://www.nice.org.uk/CG90>

services in the NHS (see for example, HoNOS-PbR<sup>46</sup>), which focus on developing outcome related clustering and costing tools, have also focused on the use of routine outcome monitoring. In addition, Department of Health developments to promote the development of National Quality Standards from NICE<sup>47</sup>, will lead to an increased focus on outcome monitoring. Taken together these various developments suggest that outcome monitoring will become standard practice in the NHS, and therefore, it is important to consider its feasibility and applicability to routine care. The benefits of routine outcome measurement are succinctly summarised in Table 35 below.

**Table 35: Principles and benefits of outcomes measurement (IAPT, 2010)**

Principles
<ul style="list-style-type: none"> <li>• The primary purpose of outcomes measurement is to improve people's experience and benefits from the service and is part of ongoing, collaborative service evaluation, with feedback from patients at its heart</li> <li>• Outcomes feedback to clinicians helps improve the quality of their interventions</li> <li>• Outcomes feedback to supervisors supports case reviews, and collaborative treatment planning</li> <li>• Routinely collected outcomes data helps managers and commissioners of services to respond to diverse needs and monitor and improve overall service performance</li> <li>• Intelligent use of aggregate outcomes data aims to define best practice models of service delivery</li> <li>• The requirement for data collection should be proportionate to the treatment being offered, and integrated with clinical priorities.</li> </ul>
Benefits
<ul style="list-style-type: none"> <li>• People chart their progress towards recovery and see at what point their psychometric score falls within the normal range</li> <li>• Therapists and supervisors, and the clinical team, can chart progress, and can adjust treatment plans, if the feedback indicates the current plan is not working</li> <li>• Clinicians can check performance against their peers, to keep their skills up to date</li> <li>• Service managers can use an outcomes framework to manage performance and improve quality, helping commissioners ensure contracts are providing good value for money</li> <li>• Local, regional and national leads will benefit from having accurate, comprehensive outcomes data being fed in to the policy-making system, helping drive up standards by setting benchmarks as well as improving whole system care pathways and future resource planning.</li> </ul>

### *Current practice*

Current practice regarding routine outcome monitoring is limited. As mentioned above, healthcare professionals often have doubts about the value of routine monitoring, and there is a lack of appropriate and effective electronic systems to support them and the potential costs implications thereof.. The IAPT programme's (Clark *et al.*, 2009) success or otherwise in

<sup>46</sup>[http://webarchive.nationalarchives.gov.uk/+/www.dh.gov.uk/en/Managingyourorganisation/Financeandplanning/NHSFinancialReforms/DH\\_4137762](http://webarchive.nationalarchives.gov.uk/+/www.dh.gov.uk/en/Managingyourorganisation/Financeandplanning/NHSFinancialReforms/DH_4137762)

<sup>47</sup> <http://www.nice.org.uk/guidance/qualitystandards/qualitystandards.jsp>

meeting targets for data completion is in significant related to the availability of effective information system to support routine data collection.

## 6.4.2 Clinical review protocol

The aim of this review was to perform a narrative synthesis of existing NICE guidelines and published systematic reviews addressing routine outcome monitoring for people with common mental health disorder. The review protocol, including the review question, information about databases searched and the eligibility criteria used in this section of the guideline can be found in Table 36. Although the search was conducted for the period 1995 to 2010, we focused on systematic reviews published since 2003. Further information about the rationale for the method employed here can be found in Chapter 3 and the search strategy can be found in Appendix 6.

**Table 36: Clinical review protocol for the review of routine outcome monitoring**

Component	Description
Review question	In adults (18 years and older) identified with depression (including sub-threshold disorders) or an anxiety disorder*, should routine outcome monitoring (ROM) be used, and if so, what systems are effective for the delivery of ROM and use within clinical decision making?
Objectives	To perform a narrative synthesis of systematic reviews addressing the use of ROM for people with common mental health disorder.
Population	Adults (18 years and older) identified with depression (including sub-threshold disorders) or an anxiety disorder*
Intervention(s)	ROM, systems for the delivery of ROM
Comparison	Standard management strategy
Critical outcomes	common mental health disorder symptoms, duration of treatment
Electronic databases	Systematic reviews: Embase, Medline, CINAHL, PsycINFO, CDSR, DARE RCTs: CENTRAL
Date searched	Systematic reviews: 01.01.1995 to 10.09.2010 RCTs: 01.01.2008 up to 10.09.2010
Study design	Systematic review and RCTs
<i>Note.</i> RCT = Randomised controlled trial; ROM = Routine outcome monitoring. *including generalised anxiety disorder, panic disorder, social anxiety, obsessive compulsive disorder, specific phobias, and post-traumatic stress disorder.	

## 6.4.3 Studies considered

The literature search for systematic reviews and RCTs resulted in 9323 articles. Scanning titles/abstracts identified 34 potentially relevant reviews<sup>48</sup>, however, further inspection found only one systematic review, KNAUP2009

<sup>48</sup> This includes reviews potentially relevant to the assessment topics covered in the previous chapter.



(Knaup *et al.*, 2009), and one meta-analysis of three RCTs, LAMBERT2003 (Lambert *et al.*, 2003), that met the eligibility criteria for inclusion in this narrative synthesis. KNAUP2009 assessed the impact of routine feedback to both healthcare professionals and service users on mental health outcomes in specialist mental health services. LAMBERT2003 focused specifically on ROM for service users who show a poor initial response to treatment (all three trials included in the meta-analysis by LAMBERT2003 were also included in the KNAUP2009 review). Given that KNAUP2009 conducted their search in 2008, we searched for RCTs published between January 2008 and September 2010. The search resulted in 2,402 articles. Scanning titles/abstracts identified no potentially relevant trials.

The characteristics of the reviews included in this section can be found in Table 37. Further information about both included and excluded studies can be found in Appendix 12.

**Table 37: Study information table for systematic reviews of routine outcome monitoring**

Study ID	KNAUP2009	LAMBERT2003
Type of ROM	General	Therapist signal alarm feedback
Outcome of ROM	Mental health outcome	Improvement/worsening of symptoms
Method used to synthesise evidence	Meta-analysis	Meta-analysis
Design of included studies	Controlled trials using outcome management	RCT
Dates searched	Inception-2008	Not applicable
Diagnosis	Common mental health disorder (some studies included people with personality disorders, eating disorders or schizophrenia)	Common mental health disorder
No. of included studies	12	3
Review quality	Moderate risk of bias (quality of included studies not assessed/reported)	Moderate risk of bias (this study did not claim to be a systematic review, but rather was a meta-analysis of three RCTs)
Note. RCT = Randomised controlled trial.		

#### 6.4.4 Clinical evidence

KNAUP2009 reviewed a total of 12 studies in order to assess the effectiveness of ROM. The review focussed on *ROM methods*, the effect of ROM on *short-term mental health outcomes*, *long-term mental health outcomes* and *length of treatment*, and finally on *moderator variables* influencing the effect of ROM on short-term mental health outcomes. LAMBERT2003 meta-analysed three RCTs to investigate the effects of ROM, specifically, signal-alarm feedback, on

treatment outcome and attendance rates. It is important to note that this study was a meta-analysis of studies previously conducted by the same research group, and is not a systematic review. It has been included here due to lack of available evidence in the area. The results of the two reviews will be discussed in more detail below.

### *Methods of routine outcome monitoring*

Routine outcome monitoring can be given at regular intervals, often at every session, at one or two week intervals throughout therapy, or at set time-points to restrict the number of data collection points. The results from standardised assessments of psychological functioning usually focus on current treatment status and changes in symptomatology over time. The easiest way to report this data was found to be using graphs and charts, with accompanying verbal explanations, and sometimes treatment recommendations (KNAUP2009).

### *Efficacy of routine outcome monitoring*

To evaluate the effectiveness of ROM, a number of outcomes have been measured, including mental health, met and unmet needs, physical impairment, social functioning, quality of life, patient satisfaction, acceptance or appraisal of feedback, rate of significant clinical change, rate of treatment response and saved cost.

KNAUP2009 conducted a meta-analysis of the short- and long-term outcomes and the length of treatment for service users receiving ROM in comparison to those not receiving ROM. With regard to short-term outcomes, KNAUP2009 reported that despite moderate between-study heterogeneity ( $I^2=31\%$ ,  $p=0.16$ ), there was a small but statistically significant effect favouring the feedback intervention in 10 studies including a total of 4009 participants (Hedges'  $g=0.10$ , 95% CI 0.01 to 0.19). For long-term effects of ROM, meta-analysis of 5 studies ( $N=573$ ) demonstrated a very small, unexpected and non-significant trend in favour of the no feedback group ( $g=-0.06$ , 95% CI -0.22 to 0.11;  $I^2=0\%$ ,  $p=0.69$ ).

LAMBERT2003 report that following a signal alarm, individuals who were responding poorly to treatment and whose therapist received feedback showed an improvement in functioning, based on the Outcome Questionnaire-45. Conversely, individuals who were responding poorly to treatment but whose therapist was not receiving feedback showed a decrease in functioning. Overall, the effect size was 0.39, which was statistically significant ( $F_{(1,581)}=26.15$ ,  $p<.05$ ). This difference was maintained at treatment termination. More poorly responding participants whose therapists received no treatment feedback had a clinically significant deterioration (21.3%) in comparison to those whose therapists were receiving feedback (13.4%). This difference was statistically significant ( $\chi^2=16.31$ ,  $p<.001$ ).

Routine outcome monitoring was not found to significantly change the length of treatment in the meta-analysis by KNAUP2009 ( $g=0.05$ , 95% CI  $-0.05$  to  $0.15$ ;  $I^2=42.03\%$ ,  $p=0.12$ ). In contrast, LAMBERT2003 report that, for participants who were responding poorly to treatment, those whose therapists received feedback attended about one and half additional sessions than those whose therapists did not receive feedback ( $F_{(1,582)}=15.90$ ,  $p<.05$ ).

### ***Moderator analysis***

According to KNAUP2009, a number of factors may act as moderators, but none were statistically significant.

## **6.4.5 Clinical evidence summary**

The evidence shows that across a range of methods used to monitor outcomes, frequent routine outcome monitoring can have benefits, albeit of a limited size, on the short-term mental health outcomes for service users. There is however limited evidence on the long-term impact on mental health outcomes. There was also evidence that feedback could not only improve a mental health outcome for individual service users, but might do so through an impact on healthcare professional behaviour. This is in line with emerging evidence from the IAPT programme (Clark *et al.*, 2009).

## **6.4.6 From evidence to recommendations**

The primary aim of the use of routine outcome monitoring in health care is to improve outcomes for service users. However, it can also provide information about the overall functioning and effectiveness of services and so provides information about the effective use of health resources. This evidence review supports the view that routine outcome measurement can have a positive impact on the capacity of a healthcare system to provide effective feedback both for individual patients and for services. There is also some evidence to suggest that the benefits that accrue from routine outcome monitoring are mediated by its impact of health professional behaviour. Two other factors were also considered important by the GDG drawing on their expert knowledge. These were that first, brief, self-completed measures have increased feasibility and utility and therefore are more likely to be used and secondly, that the use of electronic systems which can collect, analyse and report on data are central to the success of routine outcome measurement. The GDG in developing its recommendations were also mindful of current developments in the NHS, for example in the QOF (British Medical Association and NHS Employers, 2006) and in the National Quality Standards<sup>49</sup> that are in development for secondary care for mental health services. Both of these programmes promote the use of measures, such the PHQ-9, HADS and GAD-7, which by their structure and design lend

---

<sup>49</sup> <http://www.nice.org.uk/guidance/qualitystandards/qualitystandards.jsp>

themselves to routine outcome measurement. These measures also have the advantage of reasonable psychometric properties, are free to use and are feasible for everyday use. With this in mind, and mindful also of the impact of routine feedback, the GDG decided to support routine outcome measurement, for the benefits it may bring both to the individual patients and to the information it may supply about the overall effectiveness of care pathways. Therefore, the GDG recommended the adoption of sessional routine outcome measurement using measures already in place in the NHS, but with flexibility for individual practitioners to draw on a range of other formal assessment measures which have good psychometric properties and are feasible for routine use. The GDG were aware that such a recommendation has essentially a service focus and so developed the recommendation with the intent of ensuring that it formed an important element of any care pathway for people with a common mental health disorder.

### **6.4.7 Recommendations**

**6.4.7.1** Primary and secondary care clinicians, managers and commissioners should work together to design care pathways that have robust systems for outcome measurement in place, which should inform all involved in the care pathway about their effectiveness. This should include providing:

- individual routine outcome measurement systems
- effective electronic systems for the routine reporting and aggregation of outcome measures
- effective systems for the audit and review of the overall clinical and cost-effectiveness of the care pathway.

### **6.4.8 Research recommendations**

**6.4.8.1** In people with a common mental health disorder, what is the clinical utility of routine outcome measurement and is it cost effective compared with standard care?

# 7 SYSTEMS FOR ORGANISING AND DEVELOPING CARE PATHWAYS

## 7.1 INTRODUCTION

It has long been argued that the effective and efficient organisation of healthcare systems is associated with better outcomes and much of the effort of managers and funders of healthcare is focused on the re-organisation of healthcare systems. Unfortunately, few of these re-organisations have been subject to formal evaluation so the benefits that may have followed from this process have been difficult to quantify and in the absence of accurate description difficult to replicate. Although this has led to considerable uncertainty about the best methods by which to organise healthcare systems, in recent years a consensus has emerged to support the development of clinical care pathways as one model for doing this (Whittle, 2007; Vanhaecht *et al.*, 2007), including interest in the field of mental health (Evans-Lacko *et al.*, 2008).

Recent developments in the NHS have supported the development of clinical care pathways for the organisation of care, and discussions are currently underway as to whether these may also form the basis for the future funding of mental health care (see HoNOS-PbR50). While there is general agreement about the potential advantages for clinical care, there is less evidence for benefits such as changes in professional practice, more efficient care, and more informed and empowered patients (Emmerson *et al.*, 2006; Dy *et al.*, 2005). Within specific areas of mental health there is emerging evidence, for example, in the area of collaborative care for depression (Bower *et al.*, 2006; Gilbody *et al.*, 2006), but precise methods for the organisation of care across the whole range of mental healthcare have not been well developed. An additional problem, particularly with common mental disorders, is that most care is delivered in a primary care setting. Historically, the development of care pathways has tended to focus more on the provision of specialist services and so uncertainty remains about the best way of structuring mental healthcare in primary care (the major focus on this guideline) and the links between primary and secondary/specialist services. In addition, as has been noted elsewhere in guidelines developed by NICE (2009b) many people, particularly as they get older, develop comorbid physical health problems

and pathways therefore potential need to take into account not only the links with secondary and specialist mental health services but also with secondary care and specialist physical health services. Again there is some emerging evidence (NICE, 2009b), which demonstrates that integration (for example, the integration for physical and mental health care for people with depression), can bring real benefits.

The purpose of this chapter is to examine the evidence for clinical pathways, to try and identify key characteristics of these pathways that are associated with positive outcomes. In addition, the GDG aimed to provide advice on the principles by which care pathways should be established. In any national guidance it is extremely difficult to prescribe specific care pathways. Therefore, the approach taken in this guideline was to develop some overall principles to guide the development of care pathways drawing on the evidence to underpin and support these principles.

### **7.1.1 Defining clinical care pathways**

Clinical care pathways (also referred to as care pathways, critical pathways, integrated care pathways or simply care pathways) are defined for the purpose of this guideline as systems which are designed to improve the overall quality of health care by standardising the care process. In doing so, they seek to promote organised, efficient patient care, based on best evidence, which is intended to optimise patient outcomes. Usually they draw on clinical guidance (for example, technology appraisals and clinical guidelines) as sources of evidence. Clinical care pathways are usually multi-disciplinary in structure, and importantly, are focused on a specific group of service users. These service users have a broadly predictable clinical course in which different interventions provided are defined, optimised and sequenced in a manner appropriate to the needs of the service users and the setting in which they are provided.

A number of recent developments in the NHS in the UK have supported the development of clinical care pathways. Of particular note is the development of integrated care pathways in NHS Scotland (which has seen the development of locally agreed multidisciplinary and multi-agency practice, including pathways for mental health services<sup>51</sup>). In a recently proposed reorganisation of the NHS by Lord Darzi<sup>52</sup>, considerable emphasis was also placed on care pathways as a means to improve healthcare.

---

<sup>51</sup> [http://www.nhshealthquality.org/mentalhealth/projects/4/Integrated\\_Care\\_Pathways.html](http://www.nhshealthquality.org/mentalhealth/projects/4/Integrated_Care_Pathways.html)

<sup>52</sup>

[http://www.dh.gov.uk/en/Publicationsandstatistics/Publications/PublicationsPolicyAndGuidance/DH\\_085825](http://www.dh.gov.uk/en/Publicationsandstatistics/Publications/PublicationsPolicyAndGuidance/DH_085825)

However, the evidence for the effectiveness of care pathways remains uncertain (Emerson *et al.*, 2006; Dy *et al.*, 2005). This may be a particular problem in mental health where comorbidities (including mental and physical health problems), and considerable difference in severity and uncertainty about treatment options mean that specifying interventions for defined patient groups can be challenging and with consequent uncertainty about the benefits (Wilson *et al.*, 1997; Panella *et al.*, 2006).

### 7.1.2 Current practice in the NHS

With the possible exception of the developments in Scotland (described above) there has been little systematic development of care pathways in the NHS, although it could be argued that the IAPT53 (CSIP, 2007) stepped care model, with its clear focus on evidence based psychological interventions, is a form of care pathway, albeit without an explicit claim to such. Outside of common mental disorders, the work of the National Treatment Agency on models of care for alcohol users has something in common with the care pathway model (DH, 2006). More recently, the development of care clusters in mental health, with the intention that such clusters form future funding schemes through Payment by Results suggest that care pathways will be an increasing aspect of care in the NHS (HoNOS-PbR54).

## 7.2 CLINICAL EVIDENCE REVIEW

### 7.2.1 Clinical review protocol

The aim of this review was to perform a narrative synthesis of existing systematic reviews of clinical care pathways for people with common mental health disorder. The review protocol, including the review question, information about databases searched and the eligibility criteria used in this section of the guideline can be found in Table 38. Although the search was conducted for the period 1995 to 2010, we focused on systematic reviews published since 2003. Further information about the rationale for the method employed here can be found in Chapter 3 and the search strategy can be found in Appendix 6).

**Table 38: Clinical review protocol for the review of care pathways**

Component	Description
Review question	In adults (18 years and older) with depression (including sub-threshold disorders) or an anxiety disorder*, what are the aspects of a clinical care pathway that are associated with better individual or organisations outcomes?

53 <http://www.iapt.nhs.uk/>

54

[http://webarchive.nationalarchives.gov.uk/+/www.dh.gov.uk/en/Managingyourorganisation/Financeandplanning/NHSFinancialReforms/DH\\_4137762](http://webarchive.nationalarchives.gov.uk/+/www.dh.gov.uk/en/Managingyourorganisation/Financeandplanning/NHSFinancialReforms/DH_4137762)

Objectives	To perform a narrative synthesis of systematic reviews addressing care pathways.
Population	Adults (18 years and older) identified with depression (including sub-threshold disorders) or an anxiety disorder*
Intervention(s)	Care pathways
Comparison	Standard management strategy
Critical outcomes	Any
Electronic databases	Embase, Medline, CINAHL, PsycINFO, DARE
Date searched	01.01.1995 to 14.06.2010
Study design	Systematic review
*including generalised anxiety disorder, panic disorder, social anxiety, obsessive compulsive disorder, specific phobias, and post-traumatic stress disorder.	

## 7.2.2 Studies considered<sup>55</sup>

The literature search for systematic reviews resulted in 3,641 articles. Scanning titles/abstracts identified 28 potentially relevant reviews. Further inspection of each study revealed that 24 articles met eligibility criteria.

ADLI2006 (Adli *et al.*, 2006), BUTLER2007 (Butler *et al.*, 2007) and VANHERCK2004 (Vanherck *et al.*, 2004) investigated the utility of general algorithms and care pathways in health care. Twelve studies looked at models of treatment delivery. Two of these studies, GRIFFITHS2008 (Griffiths & Christensen, 2008) and CHRISTENSEN2008 (Christensen *et al.*, 2008), looked at models of delivery for depression treatment in general, while GILBODY2003 (Gilbody *et al.*, 2003) looked at depression management. The remaining 11 studies, BADAMGARAV2003 (Badamgarav *et al.*, 2003), BOWER2006 (Bower *et al.*, 2006), CHANGQUAN2009 (Chang-Quan *et al.*, 2009), CRAVEN2006 (Craven & Bland, 2006), FOY2010 (Foy *et al.*, 2010), GENSICHEN2005 (Gensichen *et al.*, 2005), GILBODY2006 (Gilbody *et al.*, 2006a), GUNN2006 (Gunn *et al.*, 2006), NEUMEYERGROMEN2004 (Neumeyer-Gromen *et al.*, 2004) and FREDERICK2007 (Frederick *et al.*, 2007) looked at collaborative care and case management as specific models of care. A further one, CALLAGHAN2003 (Callaghan *et al.*, 2003) study looked at liaison mental health services as a model of care. Two studies, HEIDEMAN2005 (Heideman *et al.*, 2005) and AGARWAL2008 (Agarwal *et al.*, 2008) also investigated continuity of care, but for anxiety disorders, rather than depression. Finally, one study, ADLER2010 (Adler *et al.*, 2010) looked at continuity of care, AGARWAL2008 (Agarwal *et al.*, 2008) looked ways of improving informational continuity and GILBODY2003 (Gilbody *et al.*, 2003) investigated the effect of educational interventions on depression outcomes.

---

<sup>55</sup> Here and elsewhere in the guideline, each study considered for review is referred to by a study ID in capital letters (primary author and date of study publication, except where a study is in press or only submitted for publication, then a date is not used).



The characteristics of the studies included in this review can be found in Table 39. Further information about both included and excluded studies can be found in Appendix 12.

### **7.2.3 Clinical evidence**

On the basis of an initial review of the references identified by the literature search, the GDG were able to group the included studies under a number of headings. These included two broad categories; the first concerned the overall design and structure of a care pathway, and the second concerned various aspects or components of the care pathway that were associated with positive outcomes, including case management or case coordination, liaison and communication. In this review the GDG also drew on existing reviews which were not restricted to mental health (although non-mental reviews were in the minority). Of those reviews that focused on mental health, and common mental health problems in particular, the majority were focused on depression. The outcomes reported by the reviews varied considerably and included patients satisfaction with care, engagement, and clinical outcomes such as remission and symptom reduction. Very little health economic evidence identified. Wherever possible the GDG considered the implications of the review for all common mental disorders.

#### ***The design and structure of care pathways***

Three reviews were identified in this area: ADLI2006; BUTLER2007; VANHERCK2004. ADLI2006 conducted a systematic narrative review of studies (exact number not provided) that investigated the effectiveness of algorithms and collaborative care systems for depression. The review provided helpful information on the use of objective “critical decision points” that were associated with the use of objective formal measurement scales on pre-defined response criteria, and appropriate scheduling of their use. They concluded that such characteristics of a care pathway were effective in reducing overall symptomatology and improving function, but questions remained about the cost effectiveness of these approaches.

BUTLER2007 conducted a systematic, narrative review of 10 systematic reviews and four RCTs to investigate the outcomes associated with integrated care pathways (broadly defined) as part of a wider review of psychological and combined psychological and pharmacology treatments for depression. They suggested that care pathways, including collaborative care models, and community mental health teams could all contribute to patients centred outcomes. Although they were confident of the benefit of care pathways, they were unable to identify which specific elements contributed to the overall effectiveness of the pathways. They concluded that all elements of multi-disciplinary care pathway should be introduced routinely into the care of people with depression.

VANHERCK2004 conducted a systematic narrative review of 200 studies, including experimental, quasi-experimental and observational studies and systematic reviews. Only eight of these studies were directly related to clinical pathways in mental health. Commonly identified characteristics of successful pathways included the use of both process and outcome measures. They concluded that the overall effect of pathways was positive, with a stronger impact on the process of delivery of care than individual clinical targets or service style changes.

### *Components of the care pathway*

#### **Care coordination and collaborative care**

Eleven reviews were identified in this area: BADAMGARAV2003, BOWER2006, CHANGQUAN2009, CHRISTIANSON2008, CRAVEN2006, FREDERICK2007, GENSICHEN2005, GILBODY2003, GILBODY2006A, NUNMEYERGROMEN2004, SMOLDERS2008 . A large number of these studies focused on some aspect of collaborative care or case management. The majority of these reviews were on the care and management of depression. The reviews often identified common themes but many reported on different aspects of the delivery and coordination of care and as a whole provide for a substantial review of the effectiveness or otherwise of various aspects of the care pathway. Case coordination in this review was broadly defined with a number of the reviews adopting broader definitions than have been adopted in other NICE Guidelines (for example, NICE, 2009a; 2010). Because the focus of this review was on the potential contribution of the aspects of the care provided and not collaborative or case management per se, the GDG took the view that it was appropriate to except the definition developed by the authors and not use these as eligibility criteria on which to base a decision to include or exclude a study. .

BADAMGARAV2003 conducted a meta-analysis of 19 RCTs of case management approaches for treatment of depression. These studies showed case management approaches to be associated with improved outcomes but with little impact on physical functioning, social status or hospital costs for admission rates.

GILBODY2003 conducted a systematic narrative review of 36 RCTs, controlled before-and-after studies and interrupted time series analyses to investigate the educational and organisational interventions designed to improve both the care and management of depression in primary care. The authors concluded that educational interventions, guideline implementations, patient reminders and less intensive forms of continuous quality management alone were less effective, and that an integrated approach to the improvement of care for people with depression was required. Such a programme would likely be a population based intensive intervention incorporating shared care and decision making and organisational interventions to support delivery,

such as education, patient specific reminders, case management, and enhanced integration of all aspects of a patient's care.

BOWER2006 conducted a meta-regression of 72 RCTs, based on the initial GILBDOY2003 dataset, to identify the mutative components of collaborative care of depression. The authors identified the systematic identification of depression, the mental health background of staff and the provision of specialist supervision of case managers as being associated with improved process focused outcomes. In a review from the same group, GILBODY2006A conducted a meta-analysis of 37 RCTs to provide further evidence for the effectiveness of collaborative care. Medication compliance and case manager background were also important, but brief psychological interventions had limited impact on outcomes. CHANGQUAN2009 conducted another meta-analysis of collaborative care focused on older people with depression, based on three RCTs. Again, they found that collaborative care improved outcomes for people with depression.

A number of reviews that looked at collaborative care, examined the monitoring system associated with case management or collaborative care. NEUMEYERGROMEN2004 conducted a meta-analysis of 10 RCTs to identify the importance of self-management systems, and the use of outcome monitoring and reminder systems with improved outcomes. FREDERICK2007 conducted a narrative systematic review of various study types (number of studies included not reported). The authors state that case management approaches based either in the home or the clinic were effective in producing positive outcomes for older people with depression who were also in receipt of individual cognitive behavioural therapy.

CHRISTENSEN2008 conducted a meta-analysis of 55 randomised controlled trials and case-control trials to review models for depression treatment in primary care. They concluded that case management systems were associated with better outcome when the monitoring of treatment was delivered by a mental health professional practice, but training and clinical guidelines were not associated with better outcomes.

CRAVEN2006 conducted a systematic narrative review of 208 studies. The authors took a broader view of the definition of collaborative care, and focused on communication, personal contact between professional, sharing clinical information and joint educational programmes. They noted that such systems took time to establish and that patient involvement was crucial. They also noted that the extent and degree of collaboration did not seem to predict outcome, with limited collaboration still involved in producing good outcomes. Systematic follow up was again identified as one of the most powerful factors predictive of clinical outcome. Patient choice about modality may also be an important factor in treatment.

GENSICHEN2005 reviewed 13 RCTs of case management in a meta-analysis. In line with the findings of CRAVEN2006, the authors showed an impact on depression outcomes, but the complexity of the case management did not appear to impact on the nature of the overall outcomes.

SMOLDERS2008 was one of the few studies that looked at anxiety disorders. They reviewed a total of 24 RCTs in their systematic review. In common with the reviews of depression, the authors found that audit and educational strategies had limited impact when focused on professionals only improving process of care, but did improve the outcome of care when imbedded in organisational level interventions. They concluded that collaborative care interventions may prove effective for treatment with anxiety.

### **Satisfaction**

ADLER2010 conducted a systematic narrative review of 12 studies, focusing on the relationship between continuity of care and patients satisfaction. The review found that continuity of care was associated with overall increased satisfaction, but some variations existed, and consequent uncertainty, due to differences in the measures of continuity that were used by the included studies.

### **Liaison**

CALLAGAHAN2003 conducted a systematic narrative review of 41 reviews and descriptive and evaluative studies. This review included a large number of UK based studies, and looked at the impact of liaison between multi-disciplinary teams and non-specialist teams. The study focused on the relationship between acute and chronic physical health services, but also included mental health services. The overall conclusion was that the liaison between the mental health services improved access to these services and reduced readmission rates for people with mental health problems. FOY2010 conducted a meta-analysis of 38 RCTs to investigate the effective interactive components between primary care physicians and specialists. Their conclusion was that interaction and communication between primary and secondary care leads to significant improvement of outcomes for people with depression. In contrast, needs assessment and joint care of planning had relatively little impact on overall outcome.

### **System level interventions**

GRIFFITHS2008 conducted a narrative review of 6 previous systematic reviews to evaluate a number of models for the delivery of effective treatments of depression in primary care. These included care management extended/enhanced care, facilitated self-help, systematic tracking by non-medical professionals, revised professional roles, incorporating patient preference into care, all of which were associated with positive outcomes. In contrast GP training with feedback, pharmacist led interventions, community context, telephone support and the use of the internet were not.

GUNN 2006 conducted a systematic narrative review of 11 RCTs and cluster RCTs to review system-level interventions. These were defined as having a multi-professional element with a structured management plan, scheduled patient follow ups and enhanced inter professional communication. They concluded that these approaches could produce benefits potentially for moderate to severely depressed patients, but were unsure about the potential benefits for patients suffering milder forms of depression. They also raised some questions about the generalisability of these studies beyond the United States were all but one of the studies reviewed was undertaken.

HEIDEMAN2005 conducted a meta-analysis of seven RCTs and controlled before-and-after studies to investigate the efficacy of interventions in primary care focused on improving outcomes for patients with anxiety disorders. The authors examined a number of organisational interventions including audit and feedback, professional replacement models, and education. Audit and feedback did little in terms of improving outcomes but brought about some improved recognition. A brief psychoeducational group intervention brought some improvement, as did a nurse substitution intervention and collaborative care.

AGARWAL2008 conducted a systematic narrative review of 34 studies of information provided through primary care settings. They identified a number of systems including formal electronic records and patient involvement in what should be in their records that were associated with improved emotional continuity.

**Table 39: Study information table for systematic reviews care pathways**

	<b>ADLER2010</b>	<b>ADLI2006</b>	<b>ARGAWAL2008</b>	<b>BADAMGARAV2003</b>	<b>BOWER2006</b>
<b>Method used to synthesise evidence</b>	Narrative	Narrative	Narrative	Meta-analysis	Meta-analysis and meta-regression
<b>Design of included studies</b>	Various	Various	Various	RCTs	RCTs
<b>Search strategy</b>	Medline and Cumulative Index to Nursing and Allied Health Literature were searched -2007	Medline (no dates given)	Medline, CINAHL, Embase, PsycINFO and Web of Science were searched -2006.	Medline, HealthSTAR and Cochrane -2001	Medline, Embase, CINAHL, PsycINFO, the Cochrane Library and the Database of Abstracts of Reviews of Effectiveness (DARE) -2005.
<b>No. of included studies</b>	12	Not given	34	19	72
<b>Review quality</b>	Adequate	Poor	Adequate	Adequate	Adequate
<b>Interventions</b>	Continuity of care	Algorithms	Informational continuity	Disease management	Collaborative care
<b>Outcomes</b>	Patient satisfaction	Recovery, quality of life, patient satisfaction, remission or response to treatment, treatment adherence, symptom reduction, suicidal ideation, side-effect burden and functional impairment.	Accuracy	Improvements in symptoms, physical functioning, social and health status and patient satisfaction, impact on health care utilisation, hospitalisations, health care costs, depression detection, referral rates, prescribing adequacy and adherence	Anti-depressant use and symptom improvement
<b>Participant</b>	Various medical	Depression	Various mental and non-	Depression	Depression or depressive

<b>diagnoses</b>	concerns		mental health conditions		symptoms
<i>Note.</i> RCT = Randomised controlled trial.					

**Table 39: Study information table for systematic reviews care pathways (*continued*)**

	<b>BUTLER2007</b>	<b>CALLAGHAN2003</b>	<b>CHANGQUAN2009</b>	<b>CHRISTENSEN2008</b>	<b>CRAVEN2006</b>
<b>Method used to synthesise evidence</b>	Narrative	Narrative	Meta-analysis	Statistical (based on counting number of significant findings in primary studies)	Narrative
<b>Design of included studies</b>	SRs and RCTs	Reviews, descriptive studies and evaluative studies	RCTs	RCT and controlled trials	RCTs and intervention studies with outcome measures
<b>Search strategy</b>	Medline, Embase, PsychINFO, Cochrane, NHS centre of reviews and disseminations, NHS centre for database of abstracts of reviews of effects, Health technology appraisal, Turning research into practice, and NICE guidance were searched -2006.	Medline, Assia, Embase, National research register, PsychINFO, Database of abstracts of reviews, British Nursing Index, CINAHL, RCN library, Nursing collection, Cochrane and Best Evidence were searched -2001.	Medline, Embase and Cochrane were searched - 2007	PubMed, PsychINFO, Cochrane Library were searched (inception to October 2005)	Medline, Embase, CINAHL, PsychINFO, Eric, Social Science Abstracts, PubMed, Cochrane and Google, - 2005
<b>No. of included studies</b>	10 SRs, 4 RCTs	48	3	55	38
<b>Review quality</b>	Adequate	Adequate	Adequate	Poor	Adequate
<b>Interventions</b>	Care pathways using befriending, cognitive therapy, combining antidepressant drugs and	Liaison mental health services	Collaborative care	Training and feedback, care management, enhancements of extensions to general	Collaborative care

	psychological treatments, interpersonal psychotherapy, non-directive counselling, problem-solving therapy or relapse prevention programmes.			practice, self-help, teams external to the practice, community based mental health professionals, health maintenance organisation based interventions and broad community based interventions	
<b>Outcomes</b>	Effectiveness and safety	Symptom reduction, physician skill improvements, referral rates, acceptability and appointment compliance	Depression symptoms, response rates, remission, suicidal ideation and treatment seeking	Significant improvement on the key depression measure	Improved patient response
<b>Participant diagnoses</b>	Mild, moderate and severe depression	Various mental health problems	Depression in older people	Depression	Various
<i>Note.</i> RCT = Randomised controlled trial.					

**Table 39: Study information table for systematic reviews care pathways (*continued*)**

	<b>FOY2010</b>	<b>FREDERICK2007</b>	<b>GENSICHEN2005</b>	<b>GILBODY2003</b>	<b>GILBODY2006A</b>
<b>Method used to synthesise evidence</b>	Meta-analysis	Narrative	Meta-analysis	Narrative	Meta-analysis
<b>Design of included studies</b>	RCT	Various	RCTs	RCTs, controlled before-and-after studies, interrupted time series analyses	RCTs



<b>Search strategy</b>	PubMed, PsycInfo, Embase, CINAHL, Cochrane Database of Systematic Reviews, Database of Abstracts of Reviews of Effects, and Web of Science -2008	-2005 (no further details given)	Medline (1966–5.2003), Embase (1980–5.2003) and the Cochrane Library (2003, 2nd edition)	Medline, PsycLIT, Embase, CINAHL, Cochrane Controlled Trials Register, United Kingdom National Health Service Economic Evaluations Database, Cochrane Depression Anxiety and Neurosis Group register, and Cochrane were searched -2003	Medline (from the beginning of 1966), Embase (from the beginning of 1980), CINAHL (from the beginning of 1980), PsycINFO (from the beginning of 1980), the Cochrane Library (from the beginning of 1966), and DARE (Database of Abstracts of Reviews of Effectiveness) (from the beginning of 1980).
<b>No. of included studies</b>	38	121	13	36	37
<b>Review quality</b>	Adequate	Adequate	Adequate	Adequate	Adequate
<b>Interventions</b>	Collaborative care	Community-based interventions for depression in older adults	Case management	Educational and organisational methods to improve depression management	Collaborative care
<b>Outcomes</b>	Depression symptoms	Depression symptoms	Symptom reduction, relative risk reduction, treatment response rate and medication adherence	Medication concordance and adherence, depression outcomes, rate of recovery, persistent depression benefits, recognition rates, management effectiveness	Symptom outcomes (6 months and longer term)
<b>Participant diagnoses</b>	Depression	Depression in older adults	Depression	Depression	Depression
<i>Note.</i> RCT = Randomised controlled trial.					

**Table 39: Study information table for systematic reviews care pathways (*continued*)**

	<b>GRIFFITHS2008</b>	<b>GUNN2006</b>	<b>HEIDEMAN2005</b>	<b>NEUMEYERGROM EN2004</b>	<b>SMOLDERS2008</b>	<b>VANHERCK2004</b>
<b>Method used to synthesise evidence</b>	Narrative	Narrative	Meta-analysis	Meta-analysis	Meta-analysis and narrative	Narrative
<b>Design of included studies</b>	SRs	RCTs and Cluster RCTs	RCTs and controlled before-and-after studies	RCTs	RCTs and controlled before-and-after studies	Experimental, quasi-experimental , observational), SRs, subjective opinion , unclear
<b>Search strategy</b>	Discussion of six systematic reviews	Medline, PubMed and Cochrane were searched -2004	Medline, PsychINFO, Embase and Cochrane searched -2003	Medline, PsycLit, PsynIndex, Embase, Cochrane, BMJ, Clinical trials, NHS EED, CINAHL and HTA databases were searched -2002	Medline, PsychINFO, CINAHL, Embase and Cochrane were searched -2003, and then again -2006	Medline, 2000-2002
<b>No. of included studies</b>	6	11	7	10	24	200
<b>Review quality</b>	Poor	Adequate	Adequate	Adequate	Adequate	Poor
<b>Interventions</b>	Depression management	System level interventions to improve recovery	Audit and feedback, brief education and educational outreach	Disease management programs	Audit and feedback, education and educational outreach	Care pathways (not mental health specific)
<b>Outcomes</b>	Depression symptoms	Recovery rates	Symptom improvement, rates of recognition, correct diagnoses, levels of recovery	Depression severity, quality of life, employment status, patient satisfaction, adherence and cost	Prescription rates, referrals, physician knowledge, anxiety symptom improvement,	Clinical outcome and team, process and financial effects

			and appropriate prescriptions.		satisfaction and cost-effectiveness	
<b>Participant diagnoses</b>	Depression	Depression	Anxiety	Depressive disorders	Anxiety	Medical and psychiatric conditions
<i>Note.</i> RCT = Randomised controlled trial.						

## **7.2.4 Clinical evidence summary**

The majority of the studies identified in this review concentrated on the treatment of depression, and a large number were systematic reviews of collaborative care (See Table 40). The original intention of this review was to identify important components of a care pathway for common mental health disorders. The review identified a number of aspects of a care pathway which related to their design and structure. The use of clear and objective entry and response criteria, where possible, based on formal measures, were associated with positive outcomes.

With regard to the specific components of care pathways; reliance on single approaches to develop or improve care pathways, such as educational interventions or guideline intervention, were not associated with positive outcomes. Although a focus on outcomes, to monitor and measure effectiveness, is clearly desirable there is also evidence that process measures could be of benefit. With regard to the specific components of the care pathway, interventions or systems that focus on the coordination and/or organisation of individual care were associated with positive outcomes. Identified case managers (particularly those with a mental health background), and the active engagement of the patient in the planning, delivery and monitoring of their own care, were associated with positive outcomes. Effective communication about patient care, both with the patient and between professionals, was also associated with positive outcomes. Interestingly, the extent of communication did not need to be great, but was enhanced by direct contact between professionals. Improved communication was also associated with improved patient satisfaction.

The majority of the evidence, as noted above, was focussed on people with depression. There was some suggestion that substantial organisational interventions may be of more benefit for moderately to severely depressed people. There was less evidence for people with anxiety disorders, but nevertheless the reviews that focussed on anxiety disorders reported much the same findings as those that focussed on depression. Flexibility in the provision of services was both valued and associated with better outcomes, for example, having multiple points of access to and progress within the care pathway were associated with better outcomes.

**Table 40: Summary of findings for systematic reviews of pathways**

Study ID	Outcomes	Results
ADLER2010	Patient satisfaction	In general, continuity of care was associated with overall satisfaction of care. However, results were not always consistent, and varied depending on measures of continuity. Duration of doctor-patient relationship showed no significant effect on satisfaction, whereas subjective measures did.
ADLI2006	Recovery, quality of life, patient satisfaction, remission or response to treatment, treatment adherence, symptom reduction, suicidal ideation, side-effect burden and functional impairment.	<p>In clinical practice, treatment algorithms should be embedded in a multi-faceted disease management or collaborative care program. They must be understandable and acceptable, and be capable of overcoming administrative and clinician-related hurdles.</p> <p>Critical decision points can be useful for algorithm implementation, provided that they use objective symptom scales, are based on pre-defined response criteria, include a rigorous assessment of side-effects, are scheduled at appropriate time points and are adaptable to various clinical circumstances.</p> <p>In comparison to treatment as usual, algorithms can help to improve the likelihood of recovery, quality of life and patient satisfaction, to achieve remission or response to treatment, to maintain treatment adherence and to reduce depressive symptoms, suicidal ideation, side-effect burden and functional impairment improve.</p>
ARGAWAL2008	Accuracy	<p>Duration and depth of the patient-doctor relationship is important, as accurate histories often require a good knowledge base.</p> <p>Doctors were found to rarely ask about social/lifestyle and medical histories on rare occasions, preferring to rely on memory.</p> <p>Around 30% of patients report enjoying discussing what should be entered in their records. However, they can be selective, and often prioritise biomedical issues over socio-contextual or personal ones.</p>

BADAMGARAV2003	Improvements in symptoms, physical functioning, social and health status and patient satisfaction, impact on health care utilisation, hospitalisations, health care costs, depression detection, referral rates, prescribing adequacy and adherence	<p>In comparison to standard care, disease management was significantly better at:</p> <ul style="list-style-type: none"> <li>Reducing symptoms of depression (effect size = 0.33, 95% CI, 0.16 to 0.49)</li> <li>Improving patient satisfaction (effect size = 0.51, 95% CI, 0.33 to 0.68)</li> <li>Increasing primary care visits (effect size = -0.1, 95% CI, -0.18 to -0.02)</li> <li>Detecting depression, but only when programs contained an explicit screening component (effect size = 0.18, 95% CI, -0.11 to 0.18)</li> <li>Improving treatment adequacy (effect size = 0.44, 95% CI, 0.30 to 0.59)</li> <li>Improving patient adherence to treatment (effect size = 0.36, 95% CI, 0.17 to 0.54)</li> </ul> <p>In comparison to standard care, disease management had no effect on:</p> <ul style="list-style-type: none"> <li>Physical functioning (effect size = -0.05, 95% CI, -0.72 to 0.62)</li> <li>Social and health status (effect size = 0.06, 95% CI, -0.51 to 0.62)</li> <li>Hospitalisation rates (effect size = -0.2, 95% CI, -0.35 to 0.04)</li> <li>Health care costs (effect size = -1.03, 95% CI, -2.62 to 0.54)</li> </ul> <p>Outcomes affected by patient and provider adherence to treatment (effect size = 0.57, 95% CI, -0.11 to 1.26)</p> <p>Referral to specialist care (effect size = 0.13, 95% CI, -0.32 to 0.57)</p>
BOWER2006	Anti-depressant use and symptom improvement	<p>Collaborative care had a positive effect on depressive symptom outcomes (SMD = 0.24, 95% CI, 0.17 to 0.32).</p> <p>No intervention content variables predicted anti-depressant use</p> <p>Intervention content variable predicting depressive symptom improvement</p> <ul style="list-style-type: none"> <li>Recruitment by systematic identification</li> </ul> <p>Case managers with specific mental health backgrounds Provision of regular supervision for case managers</p>
BUTLER2007	Effectiveness and safety	<p>Compared with standard care:</p> <ul style="list-style-type: none"> <li>care pathways were more effective at improving symptoms and response rates</li> <li>recurrence prevention programmes were equally effective at improving relapse rates at 6 months, regardless of specific treatment components</li> </ul>

		<ul style="list-style-type: none"> <li>it is unclear what effect care pathways have in the very long term (2+ years)</li> </ul> <p>However, much of the evidence was considered to be of low quality</p>
CALLAGHAN2003	Symptom reduction, physician skill improvements, referral rates, acceptability and appointment compliance	<p>Liaison mental health services were found to:</p> <ul style="list-style-type: none"> <li>Reduce levels of psychological morbidity, cardiac mortality and health care costs</li> <li>Increase rates of referral for follow up appointments</li> <li>Be acceptable to clients in terms of the information they received, and overall satisfaction</li> </ul> <p>Have little effect on compliance with psychiatric appointments</p>
CHANGQUAN2009	Depression symptoms, response rates, remission, suicidal ideation and treatment seeking	<p>At 18 and 24 months, collaborative care interventions were superior to usual care in improving depression scores (OR = -0.44, 95% CI, -0.55 to -0.33 and OR = -0.35, 95% CI, -0.46 to -0.24, respectively), response rates (OR = 2.38, 95% CI, 1.88 to 3.02 and OR = 1.67, 95% CI, 1.63 to 2.12, respectively) and remission rates (OR = 2.29, 95% CI, 1.42 to 3.10 and OR = 1.83, 95% CI, 1.34 to 1.98, respectively).</p>
CHRISTENSEN2008	Quality of life, depression symptoms	<p>Treatment monitoring and delivery was best done by a professional with a mental health background (<math>\chi^2 [2, 22] = 7.558, p = .021</math>)</p> <p>General practitioner training and clinical practice guideline provision alone were not associated with improved outcomes</p> <p>There was no association between number of treatment components and outcome</p>
CRAVEN2006	Improved patient response	<p>Degree of collaboration does not in itself appear to predict clinical outcome.</p>

		<p>Systematic follow strongly predicts clinical outcome.</p> <p>Enhanced patient education often improved patient outcomes</p> <p>Collaborative interventions took time to establish, and are hard to maintain outside of the study environment.</p> <p>Patient choice is an important factor in treatment engagement in collaborative care.</p>
FOY2010	Depression symptoms	<p>GP and psychiatrist collaboration led to a significant improvement in depression outcomes (effect size = -0.48, 95% CI, -0.67 to -0.30).</p> <p>Interventions that improved the quality of information exchange had significantly better outcomes than those with no such focus on information exchange (effect size = -0.84, 95% CI, -1.14 to -0.55 and -0.27, 95% CI, -0.49 to -0.05, respectively)</p> <p>Needs assessment and joint care planning had little effect on outcome</p>
FREDERICK2007	Depression symptoms	<p>Depression care management, home or primary care clinics and individual CBT can be strongly recommended.</p>
GENSICHEN2005	Symptom reduction, relative risk reduction, treatment response rate and medication adherence	<p>Case management was associated with a significant reduction in depression severity and the relative risk of long lasting depression, and an increase in response rate and medication adherence at 6-12 months in comparison to usual care</p> <p>Simple and complex case management did not differ from each other.</p>
GILBODY2003	Patient outcomes	<p>Effective strategies included collaborative care, stepped collaborative care, quality improvement, case management, pharmacist provided prescribing information and patient educations (medication outcomes only) and guideline implementation strategies when embedded in complex interventions</p> <p>Ineffective strategies included guidelines and educational strategies when not accompanied by organisational support, chronic care clinics for and computer-</p>



		based decision support systems.
GILBODY2006A	Depression symptoms at 6 months	<p>Collaborative care had a positive effect on depression outcomes at 6 months compared with standard care (SMD = 0.25, 95% CI, 0.18-0.32), which were maintained at 12 months (SMD = 0.31; 95% CI, 0.01 to 0.53), 18 months (SMD = 0.25; 95% CI, 0.03 to 0.46), and 5 years (SMD, 0.15; 95% CI, 0.001 to 0.30)</p> <p>Regular supervision and the mental health background of case managers, were significantly related to study effect size (<math>\beta</math> = 0.15; 95% CI, -0.02 to -0.31 and <math>\beta</math> = 0.18; 95% CI, 0.04 to 0.32, respectively)</p> <p>The addition of psychotherapy to medication management in collaborative care was not associated with any significantly increased effect size (<math>\beta</math> = 0.10, 95% CI, -0.05 to 0.25)</p> <p>The number of case management session had no impact on effect size (<math>\beta</math> = 0.02; 95% CI, -0.008 to 0.04)</p>
GRIFFITHS2008	Depression symptoms	<p>The following were associated with improvement depression outcomes relative to treatment-as-usual or control condition</p> <ul style="list-style-type: none"> <li>• Care management</li> <li>• Enhanced/extended care</li> <li>• Guided self-help in general practice</li> <li>• Systematic tracking by a non-doctor</li> <li>• Revision of professional roles</li> <li>• Incorporation of patient preferences into care</li> </ul> <p>The following were associated with no improvement in depression outcomes relative to treatment-as-usual or control condition</p> <ul style="list-style-type: none"> <li>• General practitioner training and feedback</li> <li>• Pharmacist interventions</li> <li>• Community context</li> </ul>

		Telephone interventions, internet support groups and passive education did not have enough evidence to evaluate their effectiveness.
GUNN2006	Recovery rates	Studies generally favoured the multi-professional intervention groups in comparison to the control groups at varying follow up points for depression outcomes.
HEIDEMAN2005	Symptom improvement, rates of recognition, correct diagnoses, levels of recovery and appropriate prescriptions.	<p>Audit and feedback had no effect on the majority of anxiety outcomes, but did lead to significantly higher rates of recognition (RR = 1.71, 95% CI, 1.27 to 2.29), treatment, chart notation (RR = 1.66, 95% CI, 1.23 to 2.30) and referral in comparison to the control group (RR = 2.94, 95% CI, 1.33 to 6.51).</p> <p>Brief education intervention led to significantly higher rates of correct agoraphobia, panic, GAD and adjustment disorder diagnoses than the control group (RR = 1.32, 95% CI, 1.24 to 1.42, RR = 1.14, 95% CI, 1.07 to 1.21, RR = 1.53, 95% CI, 1.38 to 1.69 and RR = 1.12, 95% CI, 1.04 to 1.21, respectively)</p> <p>Nurse substitution intervention led to significantly greater improvements in symptoms than the control group</p> <p>Collaborative care led to significantly greater levels of recovery (RR = 2.29, 95% CI, 1.29 to 4.06) and more anxiety free days per patient than the control group.</p>
NEUMEYERGROMEN2004	Depression severity, quality of life, employment status, patient satisfaction, adherence and cost	In comparison to usual care disease management programs significantly improved Health Related Quality of Life Scales at 12 and 24 months (MD = 11.83, 95% CI, 7.38 to 16.28 and MD = 24.42, 95% CI, 17.92 to 30.92, respectively), significantly higher rates of patient satisfaction (RR = 0.57, 95% CI, 0.37 to 0.87; $p = 0.009$ ) and significantly reduced depression severity in comparison to usual care (RR = 0.75, 95% CI, 0.70 to 0.81), although 2 year follow up showed inconsistent results.
SMOLDERS2008	Prescription rates, referrals, physician knowledge, anxiety symptom improvement, satisfaction	Intensive programs that incorporated education and shared care were associated with increased anxiety free days and better employment status.

	and cost-effectiveness	<p>Education and audit and feedback strategies alone were not successful at increasing anxiety outcomes. Brief education was successful at influencing treatment recommendations for panic disorder only and CBT training sessions increased the use of CBT techniques. Studies that used guideline concordant treatment and medication adherence strategies were associated with short-term effects only.</p> <p>Collaborative care improved receipt of adequate medication and medication adherence over 6 months, but not 12 months</p> <p>Interventions had a high probability of being cost effective</p>
VANHERCK2004	Clinical outcome and team, process and financial effects	<p>Most studies agreed that pathways had positive effects, and all domains were associated with positive effects more than they were with negative effects.</p> <p>Pathways had stronger positive influence on process, team and financial effects than clinical outcome and service effects.</p> <p>Negative effects were consistently low.</p>
<p><i>Note.</i> CBT = Cognitive behaviour therapy; CI = Confidence interval; GAD = Generalised anxiety disorder; MD = Mean difference; OR = Odds ratio; RR = Relative risk; SMD = Standardised mean difference.</p>		

### 7.3 HEALTH ECONOMIC EVIDENCE

The systematic search of the economic literature undertaken for the guideline identified one eligible study on different care pathways for people with depression and GAD (Hakkart-van Roijen *et al.*, 2006). The study compared CBT with brief therapy (more accurately described as a form of stepped care) and care as usual for the treatment of people depression and anxiety from a societal perspective in the Netherlands. Care as usual was defined as a mixture of therapeutic strategies based on professional experience, while the number of sessions depended on the therapy that was provided to the patient. The study population consisted of adult patients (aged between 18 and 65 years) with DSM-IV diagnoses of major depressive disorder (single episode or recurrent), dysthymic disorder, panic disorder (with or without agoraphobia), social phobia and generalized anxiety disorder (GAD) that were referred to Dutch outpatient Mental Healthcare Centres (MHCs) by GPs. The measure of outcome was the number of Quality-Adjusted Life-Years (QALYs) gained. The source of clinical effectiveness data was a multicentre randomised trial conducted in seven MHCs in the Netherlands. Resource use estimates were based on actual data collected prospectively on the same sample of patients as that used in the effectiveness study using the Trimbos and iMTA Questionnaire on Costs Associated with Psychiatric Illness (TiC-P). Costs were derived from published sources. The TiC-P questionnaire was also used to estimate productivity losses due to absenteeism from work. The analysis estimated that use of CBT was the dominant strategy compared to care as usual as CBT resulted in the same number of QALYs at lower cost. The incremental cost of providing brief therapy rather than CBT was €222,956 per QALY gained. Although the study was based on a randomized controlled trial, it was considered to be non-applicable to the UK setting for the following reasons: it was conducted in the Netherlands; care as usual was not described in sufficient depth and was likely to differ significantly from standard care in the NHS context. For this reason the study was not considered further during the guideline development process.

Details on the methods used for the systematic review of the economic literature are described in Chapter 3; the full reference to the study and the respective evidence table is presented in Appendix 10. The completed methodology checklist of the study is provided in Appendix 9.

### 7.4 FROM EVIDENCE TO RECOMMENDATIONS

The GDG, in developing these recommendations for care pathways, were mindful that a considerable amount of evidence reviewed was drawn from non-UK studies. In addition, the majority of reviews, which were mental health-specific, focused on depression alone. This led to some caution in the development of the recommendations and the GDG took the view that, as far

as possible, the recommendations should identify the principles or functions underlying the care pathway, rather than attempt to specify in detail the nature and structure of it. A further factor which influenced the GDG's approach was the requirement to develop recommendations that would be appropriate for both depression and the anxiety disorders.

A number of clear principles emerged from the evidence review that were associated with positive outcomes and these are reflected in the recommendations below. They focus on the provision of information, the active involvement of the patient in the process of care, clarity about the pathways through care and the processes by which this is assessed, the provision of effective follow up, the need for inter-professional communication, and an overarching principle that all of these approaches should be delivered in an integrated manner. It was also clear that having staff with specific responsibility to assist in coordination and organisation of care was important, particularly with those patients with more severe disorders.

In delivering the recommendations for care pathways the GDG drew on the evidence base and also had in mind the recommendations developed or reproduced from other NICE guidelines in the other chapters of this guideline. The GDG were also mindful of the stepped care models developed in other NICE guidelines (for example, the Depression Update [NICE, 2009a]) and the need for the care pathway recommendations to support and integrate with existing NICE guidelines, for example, in the location of care pathways within a broad stepped care framework, which underpins the organisation of care in most NICE guidelines for common mental health disorders.

## 7.5 RECOMMENDATIONS

Primary and secondary care clinicians, managers and commissioners should work together to develop all elements of the care pathway to promote implementation of key principles of good care, and focus on clinical and cost-effectiveness outcomes. Care pathways should be negotiable, workable and understandable for service users, carers and professionals, and responsive to their needs. Commissioners should also take care to ensure that pathways are accessible and acceptable to all populations served by the pathway, and that movement between elements of the pathway does not present any barriers.

**7.5.1.1** Care pathways should be developed to promote implementation of key principles of good care. Care pathways should be:

- negotiable, workable and understandable for service users, carers and professionals
- accessible and acceptable to all people in need of the services served by the pathway

- responsive to service users and carers needs
- integrated so that there are no barriers to movement between different levels of the pathway
- outcomes focused (on both clinical and cost-effectiveness).

**7.5.1.2** Responsibility for the development, management and evaluation of care pathways should lie with a designated leadership team, which should include primary and secondary care clinicians, managers and commissioners. The leadership team should have particular responsibility for:

- developing clear policy and protocols for the operation of the care pathway
- providing training and support on the operation of the care pathway
- auditing and reviewing the performance of the care pathway.

**7.5.1.3** Primary and secondary care clinicians, managers and commissioners should work together to design care pathways that promote a stepped-care model of service delivery providing:

- the least intrusive, most effective intervention first
- clear and explicit criteria for the thresholds determining access to and movement between the different levels of the pathway
- a self-correcting mechanism to ensure the most effective interventions are delivered.

**7.5.1.4** Primary and secondary care clinicians, managers and commissioners should work together to design care pathways so that they promote and support the service user in the choice of a range of evidence-based interventions delivered at each step in the pathway.

**7.5.1.5** All staff should ensure effective engagement with families and carers, where appropriate, to:

- inform and improve the care of the service user and
- meet identified needs of the families and carers.

**7.5.1.6** Primary and secondary care clinicians, managers and commissioners should work together to design care pathways that promote the active engagement of all populations served by the pathway. Pathways should:

- offer prompt assessments and interventions that are appropriately adapted to the cultural, gender, age and communication needs of service users
- keep to a minimum the number of assessments needed to access interventions.

**7.5.1.7** Primary and secondary care clinicians, managers and commissioners should work together to design care pathways that respond promptly and effectively to the changing needs of all populations served by the pathways. Pathways should have in place:

- clear and agreed goals for the services offered to a person
- robust and effective means for measuring and evaluating the outcomes associated with the agreed goals
- clear and agreed mechanisms for responding promptly to identified changes to the service user's needs.

**7.5.1.8** Primary and secondary care clinicians, managers and commissioners should work together to design care pathways that provide an integrated programme of care across both primary and secondary care services. Pathways should:

- minimise the need for transition between different services or providers
- allow services to be built around the pathway and not the pathway around the services
- establish clear links (including access and entry points) to other care pathways (including those for physical healthcare needs)
- have designated staff who are responsible for the coordination of service users' engagement with the pathway.

**7.5.1.9** Primary and secondary care clinicians, managers and commissioners should work together to ensure effective communication about the functioning of the care pathway. There should be protocols for:

- sharing and communicating information with service users, and where appropriate families and carers, about their care
- sharing and communicating information about the care of services users with other professionals (including GPs)
- communicating information between the services provided by the pathway
- communicating information to services outside the pathway.

## 8 APPENDICES

Appendix 1: Scope for the development of the clinical guideline.....	217
Appendix 2: Declarations of interests by Guideline Development Group members .....	222
Appendix 3: Stakeholders and experts who submitted comments in response to the consultation draft of the guideline .....	229
Appendix 4: Analytic framework and review questions .....	230
Appendix 5: Review protocols .....	235
Appendix 6: Search strategies for the identification of clinical studies .....	242
Appendix 7: Methodology checklists for clinical studies and reviews.....	256
Appendix 8: Search strategies for the identification of health economics evidence .....	259
Appendix 9: Methodology checklists for economic studies.....	271
Appendix 10: Evidence tables for economic studies.....	279
Appendix 11: Research recommendations.....	281
Appendix 12: Clinical study characteristics tables .....	On CD



## APPENDIX 1: SCOPE FOR THE DEVELOPMENT OF THE CLINICAL GUIDELINE

### *Final version*

December 2009

#### **1      *Guideline title***

Common mental health disorders: identification and pathways to care

##### **1.1   *Short title***

Common mental health disorders.

#### **2      *The remit***

Following the decision to update NICE clinical guideline 22, 'Anxiety', and NICE clinical guideline 23, 'Depression' NICE has asked the National Collaborating Centre for Mental Health to develop a guideline on the identification and recognition of, and referral advice for, depression and anxiety in primary care.

#### **3      *Clinical need for the guideline***

##### **3.1   *Epidemiology***

- a) Depression and anxiety disorders are common and may affect up to 15% of the UK population over the course of a year. Depression and anxiety disorders (panic disorder, generalised anxiety disorder, obsessive compulsive disorder, social phobia, post traumatic stress disorder) vary considerably in their severity but all conditions may be associated with significant long-term disability and have significant impact on a person's social and personal functioning. For example, the World Health Organization estimates that depression will be the second greatest contributor to disability-adjusted life years throughout the world by the year 2020. Depression is also associated with high levels of morbidity and also with high mortality, and is the most common disorder contributing to suicide. The presence of a depressive disorder is also associated with a higher incidence of morbidity and mortality in a range of physical disorders including cardiovascular disease.
- b) The prevalence of individual disorders varies considerably. In the 2007 UK Psychiatric Morbidity Survey, the 1-week prevalence was 4.4% for generalised anxiety disorder, 3.0% for PTSD, 2.3% for depression, 1.4% for phobia, 1.1% for panic disorder and 1.1% for obsessive compulsive disorder.

- c) For many people the onset of these disorders occurs in adolescence or early adult life, but the disorders can affect people at any point in their life (for example in PTSD the onset of the disorder relates to specific traumatic events). Earlier onset is generally associated with poorer outcomes.
- d) Depressive disorders often have a relapsing and remitting course, which may be lifelong. Many anxiety disorders have a chronic course. This chronic course may be associated with a considerable delay in presenting to services, with consequent significant personal, occupational and social impairment and possible negative consequences for their physical health.
- e) Depressive and anxiety disorders are common in both men and women but tend to have a higher prevalence in women. Some ethnic groups also have a higher incidence of common mental disorders and depression is more common in those with chronic physical health problems. Common mental disorders may present in combination. For example, up to 50% of depressive disorders will be accompanied with comorbid anxiety disorders or significant anxiety symptoms.

### 3.2 *Current practice*

- a) The vast majority of depression and anxiety disorders (up to 90%) are treated in primary care. Relatively few (typically the more severe depressive and anxiety disorders) go forward to treatment in secondary care.
- b) Many people do not seek treatment, and both anxiety and depression are often undiagnosed. Recognition of anxiety disorders by GPs is often poor, and only a small minority of people who experience anxiety disorders actually receive treatment. For example, it is likely only 30% of people presenting with depressive disorder are diagnosed and offered treatment. This is a source of concern, although it is probably more the case for mild rather than more severe disorders. The problem of under-recognition for anxiety disorders has recently been highlighted by evidence that the prevalence of PTSD is significantly under-recognised in primary care. In part this may stem from GPs not recognising the disorder, and the lack of clearly defined care pathways. But from a patient's perspective, stigma and avoidance may also contribute to under-recognition. Pessimism about possible treatment outcomes may further contribute to this.
- c) In primary care these disorders are mainly treated with psychotropic medication. Psychological interventions are generally preferred by patients but there is limited availability of these interventions in primary care. However, recent developments in the Improving Access

to Psychological Therapies programme have begun to address this issue.

#### **4     *The guideline***

The guideline development process is described in detail on the NICE website (see section 6, 'Further information').

This scope defines what the guideline will (and will not) examine, and what the guideline developers will consider.

The areas that will be addressed by the guideline are described in the following sections.

##### **4.1   *Population***

###### **4.1.1   *Groups that will be covered***

- a)     Adults (18 years and older) with common mental health disorders, that is:
- depression (including sub-threshold disorders)
  - anxiety disorders (including generalised anxiety disorder, panic disorder, social anxiety, obsessive compulsive disorder and post-traumatic stress disorder)
  - Co-morbid presentations of anxiety and depression will be covered, but sub-threshold mixed anxiety and depression will not.

###### **4.1.2   *Groups that will not be covered***

- a)     Adults with:
- psychotic and related disorders (including schizophrenia and bipolar disorder)
  - those for whom drug and alcohol misuse are the primary problem
  - those for whom eating disorders are the primary problem
- b)     Children and young people (17 years and younger).

##### **4.2   *Healthcare setting***

- a)     The guideline will focus on identification and assessment in primary care settings, but will also be applicable to community services funded and provided by the NHS and secondary care acute medical settings.
- b)     The guideline will not provide specific recommendations for prison medical services but it will be relevant to their work.

##### **4.3   *Clinical management***

###### **4.3.1   *Key clinical issues that will be covered***

- a)     Identification and recognition of the full range of depression and anxiety disorders (including the tools used in this area).

- b) Assessment of anxiety and depressive disorders, including assessment systems that have been tested and validated for the relevant disorders.
- c) Systems for improving access to and uptake of mental health services for common mental disorders.
- d) Systems (such as stepped care and triage) for organising and developing care pathways.

#### **4.3.2 *Clinical issues that will not be covered***

- a) Population based screening for common mental health disorders.
- b) Evidence for the efficacy of treatment interventions.

#### **4.4 *Main outcomes***

- a) Diagnostic accuracy (Sensitivity, Specificity, Positive Predictive Value, Negative Predictive Value, Area under the Curve) of identification tools.
- b) Percentage of people receiving appropriate treatment.
- c) The proportion of people from groups identified as having a greater incidence of unidentified disorders (for example, people from ethnic minorities) is in line with epidemiological data for the prevalence of the disorder in those groups.
- d) Measures of efficiency (for example, reduced waiting times for appropriate treatment) and cost-effectiveness.

#### **4.5 *Economic aspects***

Developers will take into account cost effectiveness when making recommendations involving a choice between alternative interventions. A review of the economic evidence will be conducted and analyses will be carried out as appropriate. The preferred unit of effectiveness is the quality-adjusted life year (QALY), and the costs considered will usually be only from an NHS and personal social services (PSS) perspective. Further detail on the methods can be found in 'The guidelines manual' (see section 6).

#### **4.6 *Status***

##### **4.6.1 *Scope***

This is the final scope

##### **4.6.2 *Timing***

The development of the guideline recommendations will begin in December 2009.

## **5      *Related NICE guidance***

### **5.1    *Published guidance***

#### **5.1.1 *NICE guidance to be incorporated***

- Post-traumatic stress disorder (PTSD). NICE clinical guideline 26 (2005). Available from [www.nice.org.uk/CG26](http://www.nice.org.uk/CG26).
- Obsessive compulsive disorder (OCD) and body dysmorphic disorder (BDD). NICE clinical guideline 31 (2005). Available from [www.nice.org.uk/CG31](http://www.nice.org.uk/CG31).
- Depression in adults (update). NICE clinical guideline 90 (2009). Available from [www.nice.org.uk/CG90](http://www.nice.org.uk/CG90).
- Depression with a chronic physical health problem. NICE clinical guideline 91 (2009). Available from [www.nice.org.uk/CG91](http://www.nice.org.uk/CG91).

### **5.2    *Guidance under development***

NICE is currently developing the following guidance, which will be incorporated into this guideline (details available from the NICE website).

- Anxiety (partial update of NICE clinical guideline 22). NICE clinical guideline. Publication expected January 2011.

## **6      *Further information***

Information on the guideline development process is provided in:

- 'How NICE clinical guidelines are developed: an overview for stakeholders' the public and the NHS'
- 'The guidelines manual'.

These are available from the NICE website ([www.nice.org.uk/guidelinesmanual](http://www.nice.org.uk/guidelinesmanual)). Information on the progress of the guideline will also be available from the NICE website ([www.nice.org.uk](http://www.nice.org.uk)).

## APPENDIX 2: DECLARATIONS OF INTERESTS BY GUIDELINE DEVELOPMENT GROUP MEMBERS

With a range of practical experience relevant to common mental health disorders in the GDG, members were appointed because of their understanding and expertise in healthcare for people with common mental health disorders and support for their families and carers, including: scientific issues; health research; the delivery and receipt of healthcare, along with the work of the healthcare industry; and the role of professional organisations and organisations for people with common mental health disorders and their families and carers.

To minimise and manage any potential conflicts of interest, and to avoid any public concern that commercial or other financial interests have affected the work of the GDG and influenced guidance, members of the GDG must declare as a matter of public record any interests held by themselves or their families which fall under specified categories (see below). These categories include any relationships they have with the healthcare industries, professional organisations and organisations for people with common mental health disorders and their families and carers.

Individuals invited to join the GDG were asked to declare their interests before being appointed. To allow the management of any potential conflicts of interest that might arise during the development of the guideline, GDG members were also asked to declare their interests at each GDG meeting throughout the guideline development process. The interests of all the members of the GDG are listed below, including interests declared prior to appointment and during the guideline development process.

### *Categories of interest*

#### **Paid employment**

**Personal pecuniary interest:** financial payments or other benefits from either the manufacturer or the owner of the product or service under consideration in this guideline, or the industry or sector from which the product or service comes. This includes holding a directorship, or other paid position; carrying out consultancy or fee paid work; having shareholdings or other beneficial interests; receiving expenses and hospitality over and above what would be reasonably expected to attend meetings and conferences.

**Personal family interest:** financial payments or other benefits from the healthcare industry that were received by a member of your family.

**Non-personal pecuniary interest:** financial payments or other benefits received by the GDG member's organisation or department, but where the GDG member has not personally received payment, including fellowships and other support provided by the healthcare industry. This includes a grant

or fellowship or other payment to sponsor a post, or contribute to the running costs of the department; commissioning of research or other work; contracts with, or grants from, NICE.

**Personal non-pecuniary interest: these include, but are not limited to,** clear opinions or public statements you have made about common mental health disorders, holding office in a professional organisation or advocacy group with a direct interest in common mental health disorders, other reputational risks relevant to common mental health disorders.

<b>Declarations of interest - GDG</b>	
<b>Professor Tony Kendrick -Chair, Guideline Development Group</b>	
Employment	Professor of Primary Care and Dean, York Medical School, University of Hull (from September 2010). Associate Dean for Clinical Research Professor of Primary Medical Care University of Southampton (until August 2010).
Personal pecuniary interest	None
Personal family interest	None
Non-personal pecuniary interest	In receipt of a grant to look at patient and practitioner views of depression questionnaires and a grant to look at prediction of response to low intensity interventions.
Personal non-pecuniary interest	GP whose practice may be affected by the guideline. Chaired an expert advisory group which recommended screening for depression in diabetes and heart disease, and the use of severity questionnaire measures, in the GP contract quality and outcomes framework. GP and researcher in the field of common mental health disorders in primary care. Guideline recommendations will apply to his practice and may apply to his research. Co-editor of BJPsych article on a review of the Depression guideline.
Actions taken	None
<b>Mr Mike Bessant</b>	
Employment	Mental Health Nurse, Regional Mental Health Lead, Bristol
Personal pecuniary interest	None
Personal family interest	None
Non-personal pecuniary interest	None
Personal non-pecuniary interest	None
Actions taken	None
<b>Ms Mary Burd</b>	
Employment	Head of Psychology and Counselling, Tower Hamlets Primary Care Trust
Personal pecuniary interest	None
Personal family interest	None
Non-personal pecuniary interest	None
Personal non-pecuniary interest	Work in primary care.
Actions taken	
<b>Dr Alan Cohen</b>	

Employment	Director of Primary Care, West London Mental Health Trust; National Primary Care Advisor, Improving Access to Psychological Therapies, Department of Health
Personal pecuniary interest	None
Personal family interest	None
Non-personal pecuniary interest	None
Personal non-pecuniary interest	None
Actions taken	None
<b>Dr Barbara Compitus</b>	
Employment	General Practitioner, Southville
Personal pecuniary interest	None
Personal family interest	None
Non-personal pecuniary interest	None
Personal non-pecuniary interest	None
Actions taken	None
<b>Ms Lillian Dimas</b>	
Employment	Service User/Carer Representative.
Personal pecuniary interest	None
Personal family interest	None
Non-personal pecuniary interest	None
Personal non-pecuniary interest	None
Actions taken	None
<b>Mr David Ekers</b>	
Employment	Nurse Consultant, Primary Care Mental Health, Tees Esk and Wear Valleys NHS Foundation Trust; Honorary Clinical Lecturer, Centre for Mental Health Research, Durham University
Personal pecuniary interest	None
Personal family interest	None
Non-personal pecuniary interest	None
Personal non-pecuniary interest	Working at Tees Esk and Wear Valleys NHS Foundation Trust and will be looking at implementation of findings. Member of Mental Health research centre at Durham University – may link to potential research applications.
Actions taken	None
<b>Professor Linda Gask</b>	
Employment	Professor of Primary Care Psychiatry, University of Manchester; Honorary Consultant Psychiatrist, Salford Primary Care Trust
Personal pecuniary interest	None
Personal family interest	None
Non-personal pecuniary interest	None
Personal non-pecuniary interest	Has carried out research relating to, and expressed opinions in writing about, the topic of this guideline. Carrying out work on classification of disorders for ICD-11, in primary care.
Actions taken	None



<b>Professor Simon Gilbody</b>	
Employment	Professor of Psychological Medicine and Health Services, University of York Undertaking research into stepped, matched and stratified care.
Personal pecuniary interest	None
Personal family interest	None
Non-personal pecuniary interest	None
Personal non-pecuniary interest	None
Actions taken	None
<b>Mr Terence Lewis</b>	
Employment	Service User/Carer Representative.
Personal pecuniary interest	None
Personal family interest	None
Non-personal pecuniary interest	None
Personal non-pecuniary interest	None
Actions taken	None
<b>Mr Francesco Palma</b>	
Employment	Service User/Carer Representative.
Personal pecuniary interest	None
Personal family interest	None
Non-personal pecuniary interest	None
Personal non-pecuniary interest	None
Actions taken	None
	None
<b>Dr Matthew Ridd</b>	
Employment	General Practitioner, Portishead; Clinical Lecturer, National Institute for Health Research, Bristol
Personal pecuniary interest	None
Personal family interest	None
Non-personal pecuniary interest	None
Personal non-pecuniary interest	GP clinical practice may be affected by the outcomes of the GDG. As a researcher, may wish to take up some of the research areas identified by the GDG.
Actions taken	None
<b>Professor Roz Shafran</b>	
Employment	Professor of Psychology, School of Psychology and Clinical Language Sciences, University of Reading
Personal pecuniary interest	None
Personal family interest	None
Non-personal pecuniary interest	None
Personal non-pecuniary interest	An interest in training clinicians to deliver NICE guidelines via the Charlie Waller Institute of Evidence-based Psychological treatment. Conducts research in mental health problems, especially obsessional compulsive disorder.
Actions taken	None
<b>Mr Rupert Suckling</b>	
Employment	Deputy Director of Public Health; Consultant in Public Health Medicine, Doncaster Primary Care Trust

Personal pecuniary interest	None
Personal family interest	None
Non-personal pecuniary interest	None
Personal non-pecuniary interest	Employee of NHS Doncaster and a member of the Faculty of Public Health Mental Health committee. Was involved and led the local evaluation of the Doncaster Improving Access to Psychological Therapies National Demonstration site. Has published research on Doncaster IAPT programme. Future research interests may coincide.
Actions taken	None

*NCCMH staff*

<b>Professor Stephen Pilling - Facilitator, Guideline Development Group</b>	
Employment	Director, NCCMH. Professor of Clinical Psychology and Clinical Effectiveness, University College London Director, Centre for Outcomes Research and Effectiveness, University College London
Personal pecuniary interest	Funding of £1,200,000 p.a. from NICE to develop clinical guidelines. Funding from British Psychological Society (2005 – 2011) £6,100,000 to establish the Clinical Effectiveness Programme at CORE, UCL; with Professor P Fonagy and Professor S Michie.
Personal family interest	None
Non-personal pecuniary interest	RCT to evaluate multi-systemic therapy with Professor Peter Fonagy; Department of Health funding of £1,000,000 (2008 to 2012). RCT to evaluate collaborative care for depression; with Professor D Richards; Medical Research Council Funding of £2,200,000 (2008 to 2012). Developing a UK Evidence Base for Contingency Management in Addiction with Professor J Strang; National Institute of Health Research Grant of £2,035,042 (2009 to 2013).
Personal non-pecuniary interest	None
Actions taken	None
<b>Ms Beth Dumonteil</b>	
Employment	Project Manager and Centre Administrator, NCCMH (Sept 2009 to Feb 2010)
Personal pecuniary interest	None
Personal family interest	None
Non-personal pecuniary interest	None
Personal non-pecuniary interest	None
Actions taken	None
<b>Ms Laura Gibbon</b>	
Employment	Project Manager, NCCMH (from Sept 2010)
Personal pecuniary interest	None
Personal family interest	None
Non-personal pecuniary interest	None
Personal non-pecuniary interest	None

Actions taken	None
<b>Ms Flora Kaminski</b>	
Employment	Research Assistant, NCCMH
Personal pecuniary interest	None
Personal family interest	None
Non-personal pecuniary interest	None
Personal non-pecuniary interest	None
Actions taken	None
<b>Dr Dimitra Lambrelli</b>	
Employment	Health Economist, NCCMH
Personal pecuniary interest	None
Personal family interest	None
Non-personal pecuniary interest	None
Personal non-pecuniary interest	None
Actions taken	None
<b>Ms Caroline Salter</b>	
Employment	Research Assistant, NCCMH
Personal pecuniary interest	None
Personal family interest	None
Non-personal pecuniary interest	None
Personal non-pecuniary interest	None
Actions taken	None
<b>Ms Christine Sealey</b>	
Employment	Centre Manager, NCCMH
Personal pecuniary interest	None
Personal family interest	None
Non-personal pecuniary interest	None
Personal non-pecuniary interest	None
Actions taken	None
<b>Melinda Smith</b>	
Employment	Research Assistant, NCCMH
Personal pecuniary interest	None
Personal family interest	None
Non-personal pecuniary interest	None
Personal non-pecuniary interest	None
Actions taken	None
<b>Ms Sarah Stockton</b>	
Employment	Senior Information Scientist, NCCMH
Personal pecuniary interest	None
Personal family interest	None
Non-personal pecuniary interest	None
Personal non-pecuniary interest	None
Actions taken	None
<b>Dr Clare Taylor</b>	
Employment	Senior Editor, NCCMH
Personal pecuniary interest	None
Personal family interest	None
Non-personal pecuniary interest	None
Personal non-pecuniary interest	None
Actions taken	None
<b>Dr Amina Yesufu-Udechuku</b>	
Employment	Systematic Reviewer, NCCMH

Personal pecuniary interest	None
Personal family interest	None
Non-personal pecuniary interest	None
Personal non-pecuniary interest	None
Actions taken	None
<b>Dr Craig Whittington</b>	
Employment	Senior Systematic Reviewer, NCCMH
Personal pecuniary interest	None
Personal family interest	None
Non-personal pecuniary interest	None
Personal non-pecuniary interest	None
Actions taken	None

**APPENDIX 3: STAKEHOLDERS AND EXPERTS WHO  
SUBMITTED COMMENTS IN RESPONSE TO THE  
CONSULTATION DRAFT OF THE GUIDELINE**

*[List of stakeholders and experts to be inserted after consultation]*

## APPENDIX 4: ANALYTIC FRAMEWORK AND REVIEW QUESTIONS

### *Introduction*

Review questions typically fall into one of three main areas:

7. Intervention
8. Diagnosis
  - a. Test accuracy
  - b. Clinical value
9. Prognosis

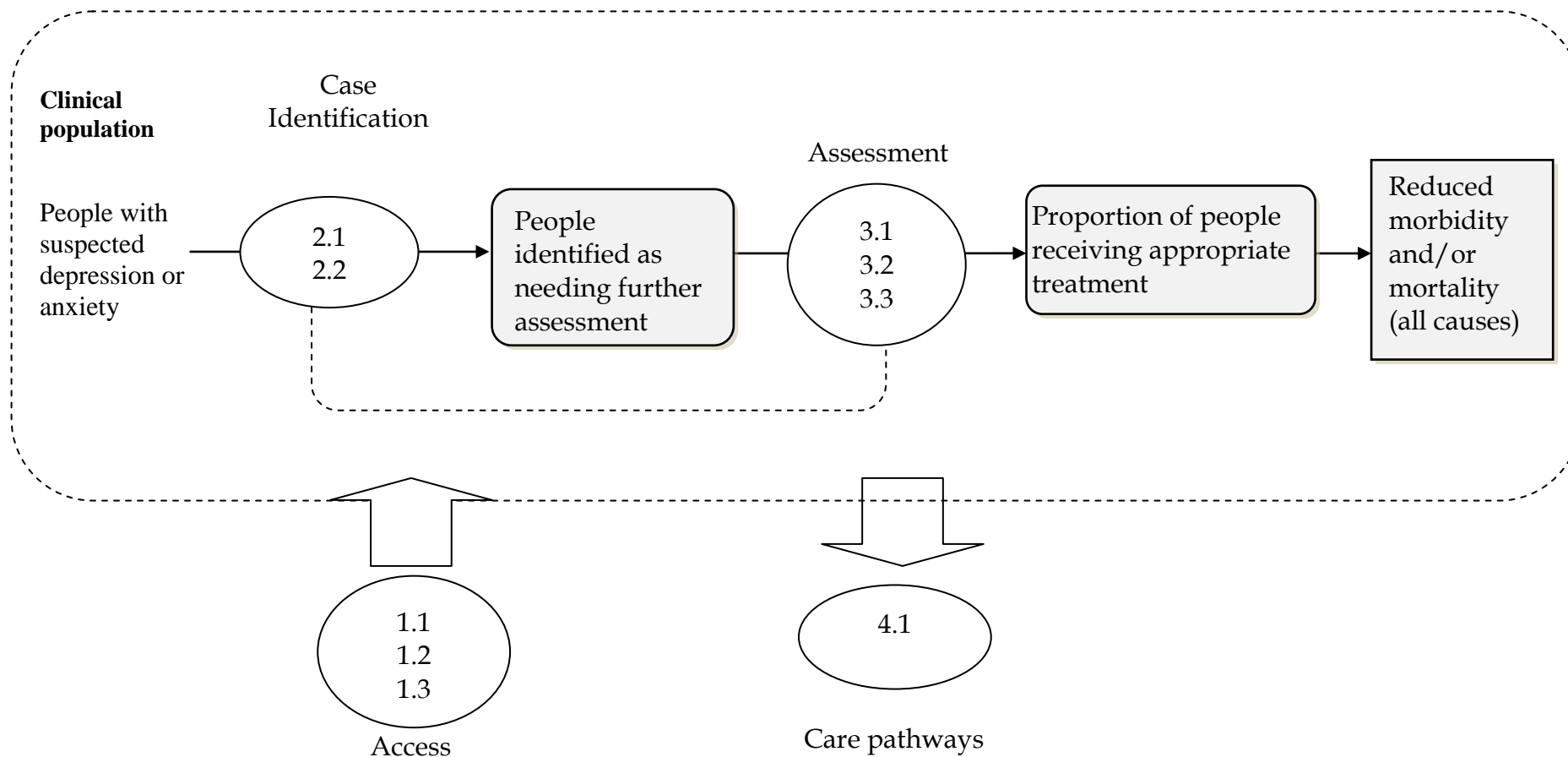
Patient experience is a component of each of these and should inform the development of a structured review question. In addition, review questions that focus on a specific element of patient experience may merit consideration in their own right.

An analytic framework (to frame the questions, rather than the clinical pathway) and associated review questions should be developed for each topic area. For most review questions, we use the PICO format (see below).

### **PICO format**

Patients/population:	Which patients or populations of patients are we interested in? How can they be best described? Are there subgroups that need to be considered? Can diagnosis be refined?
Intervention:	Which intervention, treatment or approach should be used?
Comparison:	What is/are the main alternative/s to compare with the intervention being considered?
Outcome:	What is really important for the patient? Which outcomes should be considered?

*Access/Identification/Assessment/ Systems for organising and developing care pathways*



*Access to healthcare*

No.	Primary review questions
1.1	<p>In adults (18 years and older) at risk of depression or anxiety disorders* (in particular BME groups and older people), what factors prevent people accessing mental healthcare services?</p> <p>*including generalised anxiety disorder, panic disorder, social anxiety, obsessive compulsive disorder, specific phobias, and post-traumatic stress disorder.</p>
Sub-questions	<ul style="list-style-type: none"> <li>• What factors, or attributes of the individual who requires mental healthcare, can inhibit access to services?</li> <li>• What practitioner-level factors or attributes can inhibit an individual from accessing healthcare?</li> <li>• Do systems and processes utilised in mental healthcare services inhibit access to healthcare?</li> <li>• What practical or resource-based factors inhibit access to mental healthcare services?</li> </ul>
1.2	<p>In adults (18 years and older) at risk of depression or anxiety disorders* (in particular older people and people from ethnic minorities), do changes to specific models of service delivery (that is, community based outreach clinics, clinics or services in non-health settings), increase the proportion of people from the target group who access treatment, when compared with standard care?</p> <p>*including generalised anxiety disorder, panic disorder, social anxiety, obsessive compulsive disorder, specific phobias, and post-traumatic stress disorder.</p>
Sub-questions	<ul style="list-style-type: none"> <li>• Do adaptations to existing services improve access to mental healthcare for all individuals?</li> <li>• Do adaptations improve access to mental healthcare for vulnerable groups (for example, older people, BME groups)?</li> </ul>
1.3	<p>In adults (18 years and older) at risk of depression or anxiety disorders* (in particular, older people and people from ethnic minorities), do service developments which are specifically designed to promote access, increase the proportion of people from the target group who access treatment, when compared with standard care?</p> <p>*including generalised anxiety disorder, panic disorder, social anxiety, obsessive compulsive disorder, specific phobias, and post-traumatic stress disorder.</p>
Sub-questions	<ul style="list-style-type: none"> <li>• Do new service developments targeted at changing the behaviour of the individual or the practitioner improve access to healthcare services?</li> <li>• Do service developments targeted at the healthcare system improve access to healthcare services?</li> <li>• Do specific treatments or interventions developed for vulnerable groups improve access to healthcare services?</li> </ul>



*Case identification*

No.	Primary review questions
2.1	In adults (18 years and older) with suspected depression (including sub-threshold disorders) at first point of contact, what identification tools when compared to a gold standard diagnosis (based on DSM or ICD criteria) improve identification (i.e., sensitivity, specificity, positive likelihood ratio, negative likelihood ratio, diagnostic odds ratio) of people with depression (including sub-threshold disorders)?
2.2	In adults (18 years and older) with a suspected anxiety disorder at first point of contact, what ultra brief identification tools (1-3 items) when compared to a gold standard diagnosis (based on DSM or ICD criteria) improve identification (i.e., sensitivity, specificity, positive likelihood ratio, negative likelihood ratio, diagnostic odds ratio) of people with an anxiety disorder?
2.3	In adults (18 years and older) with a suspected anxiety disorder at first point of contact, what longer identification tools (4-12 items) when compared to a gold standard diagnosis (based on DSM or ICD criteria) improve identification (i.e., sensitivity, specificity, positive likelihood ratio, negative likelihood ratio, diagnostic odds ratio) of people with an anxiety disorder?

*Assessment*

No.	Primary review questions
3.1	<p>In adults (18 years and older) identified with depression (including sub-threshold disorders) or an anxiety disorder*, what is the clinical utility of more formal assessments of the nature and severity of the common mental health disorder (including problem specification or diagnosis) when compared another management strategy?</p> <p>*including generalised anxiety disorder, panic disorder, social anxiety, obsessive compulsive disorder and post-traumatic stress disorder.</p>
3.2	<p>In adults (18 years and older) identified with depression (including sub-threshold disorders) or an anxiety disorder*, what is the definition, delivery and value (or otherwise) of risk assessment?</p> <p>*including generalised anxiety disorder, panic disorder, social anxiety, obsessive compulsive disorder, specific phobias, and post-traumatic stress disorder.</p>
3.3	<p>In adults (18 years and older) identified with depression (including sub-threshold disorders) or an anxiety disorder*, what factors predict treatment response and/or treatment failure?</p> <p>*including generalised anxiety disorder, panic disorder, social anxiety, obsessive compulsive disorder, specific phobias, and post-traumatic stress disorder.</p>
3.4	<p>In adults (18 years and older) identified with depression (including sub-threshold disorders) or an anxiety disorder*, should routine outcome monitoring (ROM) be used, and if so, what systems are effective for the delivery of ROM and use within clinical decision making?</p> <p>*including generalised anxiety disorder, panic disorder, social anxiety, obsessive compulsive disorder, specific phobias, and post-traumatic stress disorder.</p>

*Systems for organising and developing care pathways*

No.	Primary review questions
4.1	<p>In adults (18 years and older) with depression (including sub-threshold disorders) or an anxiety disorder*, what are the specific components of a good care pathway?</p> <p>*including generalised anxiety disorder, panic disorder, social anxiety, obsessive compulsive disorder, specific phobias, and post-traumatic stress disorder.</p>

## APPENDIX 5: REVIEW PROTOCOLS

### *Access to healthcare*

#### **Clinical review protocol for the review of models of service delivery**

Component	Description
Review question	In adults (18 years and older) at risk of depression or anxiety disorders* (in particular BME groups and older people), what factors prevent people accessing mental healthcare services?
Objectives	To perform a narrative synthesis of the evidence that assesses and identifies potential factors affecting access to mental healthcare services.
Sub-questions	<ul style="list-style-type: none"> <li>• What factors, or attributes of the individual who requires mental healthcare, can inhibit access to services?</li> <li>• What practitioner-level factors or attributes can inhibit an individual from accessing healthcare?</li> <li>• Do systems and processes utilised in mental healthcare services inhibit access to healthcare?</li> <li>• What practical or resource-based factors inhibit access to mental healthcare services?</li> </ul>
Population	Adults (18 years and older) identified as at risk of depression or anxiety disorders.*
Intervention(s)	Not applicable
Comparison	Not applicable
Critical outcomes	Identified factors affecting access
Electronic databases	Systematic reviews: Medline, Embase, CINAHL, PsycINFO, DARE, CDSR RCTs: CENTRAL
Date searched	Systematic reviews: 01.01.1995 to 10.09.2010 RCTs: 01.01.2004 to 10.09.2010
Study design	Systematic review and RCT
*Including generalised anxiety disorder, panic disorder, social anxiety, obsessive-compulsive disorder, specific phobias, and post-traumatic stress disorder.	

#### **Clinical review protocol for the review of models of service delivery**

Component	Description
Review question	In adults (18 years and older) at risk of depression or anxiety disorders* (in particular older people and people from ethnic minorities), do changes to specific models of service delivery (that is, community based outreach clinics, clinics or services in non-health settings), increase the proportion of people from the target group who access treatment, when compared with standard care?
Objectives	To perform a narrative synthesis of the evidence, which assesses the effectiveness of adapting or changing existing models, methods, services and interventions, with the aim of improving access to healthcare.
Sub-questions	<p>Do adaptations to existing services improve access to mental healthcare for all individuals?</p> <p>Do adaptations improve access to mental healthcare for</p>

	vulnerable groups (for example, older people, BME groups)?
Population	Adults (18 years and older) identified as at risk of depression or anxiety disorders*(in particular, older people and people from BME groups)
Intervention(s)	<ul style="list-style-type: none"> <li>• Service developments or changes which are specifically designed to promote access.</li> <li>• Specific models of service delivery (that is, community-based outreach clinics, clinics or services in non-health settings).</li> <li>• Methods designed to remove barriers to access (including stigma (both cultural and self and stigmatisation), misinformation or cultural beliefs about the nature of mental disorder).</li> </ul>
Comparison	<ul style="list-style-type: none"> <li>• Standard care</li> </ul>
Critical outcomes	<ul style="list-style-type: none"> <li>• Proportion of people from the target group who access treatment</li> <li>• Uptake of treatment</li> </ul>
Secondary outcomes	<ul style="list-style-type: none"> <li>• Satisfaction, preference</li> <li>• Anxiety about treatment</li> </ul>
Electronic databases	Systematic reviews: Medline, Embase, CINAHL, PsycINFO, DARE, CDSR RCTs: CENTRAL
Date searched	Systematic reviews: 01.01.1995 to 10.09.2010 RCTs: 01.01.2004 to 10.09.2010
Study design	Systematic review and RCT
*including generalised anxiety disorder, panic disorder, social anxiety, obsessive compulsive disorder, specific phobias, and post-traumatic stress disorder.	

### Clinical review protocol for the review of service developments

Component	Description
Review question	In adults (18 years and older) at risk of depression or anxiety disorders* (in particular, older people and people from ethnic minorities), do service developments which are specifically designed to promote access, increase the proportion of people from the target group who access treatment, when compared with standard care?
Objectives	To perform a narrative synthesis of the evidence which assesses the effectiveness of service developments which are specifically designed to promote access.
Sub-questions	<ul style="list-style-type: none"> <li>• Do new service developments targeted at changing the behaviour of the individual or the practitioner improve access to healthcare services?</li> <li>• Do service developments targeted at the healthcare system improve access to healthcare services?</li> <li>• Do specific treatments or interventions developed for vulnerable groups improve access to healthcare services?</li> </ul>
Population	Adults (18 years and older) identified as at risk of depression or anxiety disorders* (in particular, older people and people from ethnic minorities)
Intervention(s)	<ul style="list-style-type: none"> <li>• Service developments which are specifically designed to promote access</li> <li>• Specific models of service delivery (that is, community</li> </ul>

	based outreach clinics, clinics or services in non-healthcare settings)
Comparison	<ul style="list-style-type: none"> <li>• Standard care</li> </ul>
Critical outcomes	<ul style="list-style-type: none"> <li>• Proportion of people from the target group who access treatment</li> <li>• Uptake of treatment</li> </ul>
Secondary outcomes	<ul style="list-style-type: none"> <li>• Satisfaction, preference</li> <li>• Anxiety about treatment</li> <li>• Individual/Practitioner Communication</li> </ul>
Electronic databases	Systematic reviews: Medline, Embase, CINAHL, PsycINFO, DARE, CDSR RCTs: CENTRAL
Date searched	Systematic reviews: 01.01.1995 to 10.09.2010 RCTs: 01.01.2004 to 10.09.2010
Study design	Systematic review and RCT
*including generalised anxiety disorder, panic disorder, social anxiety, obsessive compulsive disorder, specific phobias, and post-traumatic stress disorder.	

*Case identification***Clinical review protocol for the review of case identification tools**

Component	Description
Review question(s)	1. In adults (18 years and older) with a suspected anxiety disorder at first point of contact, what ultra brief identification tools (1-3 items) when compared to a gold standard diagnosis (based on DSM or ICD criteria) improve identification (i.e., sensitivity, specificity, positive likelihood ratio, negative likelihood ratio, diagnostic odds ratio) of people with an anxiety disorder? 2. In adults (18 years and older) with a suspected anxiety disorder at first point of contact, what longer identification tools (4-12 items) when compared to a gold standard diagnosis (based on DSM or ICD criteria) improve identification (i.e., sensitivity, specificity, positive likelihood ratio, negative likelihood ratio, diagnostic odds ratio) of people with an anxiety disorder?
Objectives	To determine whether there are any case identification instruments that could be recommended for use in primary care.
Population	Adults (18 years and older)
Intervention(s)	Case identification instruments ( $\leq 12$ items)
Comparison	DSM or ICD diagnosis of anxiety or GAD
Critical outcomes	Sensitivity, specificity, positive predictive value, negative predictive value, area under the curve
Electronic databases	Embase, Medline, CINAHL, PsycINFO
Date searched	Inception to 10.09.2010
Study design	Cross-sectional
DSM = Diagnostic and Statistical Manual; ICD = International Classification of Diseases.	

**Clinical review protocol for the review of assessment tools and methods for the delivery of assessments**

Component	Description
Review question	In adults (18 years and older) identified with depression (including sub-threshold disorders) or an anxiety disorder*, what is the clinical utility of more formal assessments of the nature and severity of common mental health disorder (including problem specification or diagnosis) when compared to another management strategy?
Objectives	To perform a narrative synthesis of NICE guidelines and systematic reviews.
Population	Adults (18 years and older) identified with depression (including sub-threshold disorders) or an anxiety disorder*
Intervention(s)	Formal assessments of the nature and severity of common mental health disorder (including problem specification or diagnosis)
Comparison	Another management strategy
Critical outcomes	Clinical utility
Electronic databases	Systematic reviews: Embase, Medline, CINAHL, PsycINFO, CDSR, DARE RCTs: CENTRAL
Date searched	Systematic reviews: 01.01.1995 to 10.09.2010

	RCTs: 01.01.2008 to 10.09.2010
Study design	Systematic reviews and RCTs
*including generalised anxiety disorder, panic disorder, social anxiety, obsessive compulsive disorder, specific phobias, and post-traumatic stress disorder.	

## *Assessment*

### **Clinical review protocol for the review of risk assessment**

Component	Description
Review question	In adults (18 years and older) identified with depression (including sub-threshold disorders) or an anxiety disorder*, what is the definition, delivery and value (or otherwise) of risk assessment?
Objectives	To perform a narrative synthesis of existing NICE guidelines and systematic reviews addressing risk assessment for people with common mental health disorder.
Population	Adults (18 years and older) identified with depression (including sub-threshold disorders) or an anxiety disorder*
Intervention(s)	Risk assessment
Comparison	Standard management strategy
Critical outcomes	Clinical utility
Electronic databases	Systematic reviews: Medline, Embase, CINAHL, PsycINFO, CDSR, DARE RCTs: CENTRAL
Date searched	Systematic reviews: 01.01.1995 to 10.09.2010 RCTs: 01.01.2008 to 10.09.2010
Study design	Systematic review and RCTs
*including generalised anxiety disorder, panic disorder, social anxiety, obsessive compulsive disorder, specific phobias, and post-traumatic stress disorder.	

### **Clinical review protocol for the review of predictors of response**

Component	Description
Review question	In adults (18 years and older) identified with depression (including sub-threshold disorders) or an anxiety disorder*, what factors predict treatment response and/or treatment failure?
Objectives	To perform a narrative synthesis of existing NICE guidelines and published systematic reviews addressing treatment response factors for people with common mental health disorder.
Population	Adults (18 years and older) identified with depression (including sub-threshold disorders) or an anxiety disorder*
Intervention(s)	Not applicable
Comparison	Not applicable
Critical outcomes	Association between predictor and treatment response/ failure
Electronic databases	Systematic reviews: Medline, Embase, CINAHL, PsycINFO, CDSR, DARE RCTs: CENTRAL
Date searched	Systematic reviews: 01.01.1995 to 10.09.2010 RCTs: 01.01.2008 to 10.09.2010
Study design	NICE guidelines, systematic reviews and RCTs

*Note.* RCT = Randomised controlled trial.

\*including generalised anxiety disorder, panic disorder, social anxiety, obsessive compulsive disorder, specific phobias, and post-traumatic stress disorder.

## Clinical review protocol for the review of routine outcome monitoring

Component	Description
Review question	In adults (18 years and older) identified with depression (including sub-threshold disorders) or an anxiety disorder*, should routine outcome monitoring (ROM) be used, and if so, what systems are effective for the delivery of ROM and use within clinical decision making?
Objectives	To perform a narrative synthesis of systematic reviews addressing the use of ROM for people with common mental health disorder.
Population	Adults (18 years and older) identified with depression (including sub-threshold disorders) or an anxiety disorder*
Intervention(s)	ROM, systems for the delivery of ROM
Comparison	Standard management strategy
Critical outcomes	common mental health disorder symptoms, duration of treatment
Electronic databases	Systematic reviews: Medline, Embase, CINAHL, PsycINFO, CDSR, DARE RCTs: CENTRAL
Date searched	Systematic reviews: 01.01.1995 to 10.09.2010 RCTs: 01.01.2008 to 10.09.2010
Study design	Systematic review and RCTs
*including generalised anxiety disorder, panic disorder, social anxiety, obsessive compulsive disorder, specific phobias, and post-traumatic stress disorder.	



*Systems for organising and developing care pathways*

**Clinical review protocol for the review of routine outcome monitoring**

Component	Description
Review question	In adults (18 years and older) with depression (including sub-threshold disorders) or an anxiety disorder*, what are the specific components of a good care pathway?
Objectives	To conduct a narrative synthesis of existing systematic reviews to establish the specific components of a good care pathway.
Population	Adults (18 years and older) identified with depression (including sub-threshold disorders) or an anxiety disorder*
Intervention(s)	Not applicable
Comparison	Not applicable
Critical outcomes	Not applicable
Electronic databases	Embase, Medline, CINAHL, PsycINFO, CDSR, DARE
Date searched	01.01.1995 to 10.09.2010
Study design	Systematic review
*including generalised anxiety disorder, panic disorder, social anxiety, obsessive compulsive disorder, specific phobias, and post-traumatic stress disorder.	

## **APPENDIX 6: SEARCH STRATEGIES FOR THE IDENTIFICATION OF CLINICAL STUDIES**

### **Search strategies**

The search strategies should be referred to in conjunction with information set out in Section 3.5. Each search was constructed using the groups of terms as set out in Box 1. The full set of terms for each search in Medline are documented below.

**Box 1: Summary of systematic search strategies**

<b>Access to healthcare</b>			
<b>Review areas</b>	<b>Search construction (applicable to each review area)</b>	<b>Study design</b>	<b>Databases / date range</b>
Models of service delivery;	[(Access terms) AND (SR filter)]	SR	Embase; Medline; CINAHL; PsycINFO; DARE; CDSR. [01.01.1995 up to 10.09.2010]
Service developments	[(Access terms)]	RCT	CENTRAL [01.01.2004 up to 10.09.2010]
<i>Notes: Review questions grouped together for searching purposes</i>			
<b>Case identification</b>			
<b>Review areas</b>	<b>Search construction (applicable to each review area)</b>	<b>Study design</b>	<b>Databases / date range</b>
Case identification tools	[(common mental health disorder terms: version 2) and (case identification terms) AND (OS filter)]	OS	Embase; Medline; CINAHL; PsycINFO. [Inception of databases up to 10.09.2010]
<b>Further assessment of risk and need for treatment, and routine outcome monitoring</b>			
<b>Review areas</b>	<b>Search construction (applicable to each review area)</b>	<b>Study design</b>	<b>Databases / date range</b>

Risk assessment; Predictors of response;	[(common mental health disorder Terms: version 1) AND (assessment terms) AND (SR filter)]	SR	Embase; Medline; CINAHL; PsycINFO; DARE; CDSR. [01.01.1995 up to 10.09.2010]
Routine outcome measures;  Assessment tools and methods for the delivery of assessments	[(common mental health disorder Terms: version 1) AND (assessment terms)]	RCT	CENTRAL [01.01.2008 up to 10.09.2010]
<i>Notes: Review questions grouped together for searching purposes</i>			
<b>Systems for organising and developing care pathways</b>			
<b>Review areas</b>	<b>Search construction</b>	<b>Study design</b>	<b>Databases / date range</b>
Care pathways	[(Care pathway terms) AND (SR filter)]	SR	Embase; Medline; CINAHL; PsycINFO; DARE; CDSR. [01.01.1995 up to 10.09.2010]

### ***Population Search terms***

#### *a) Common mental health disorders (CMHD) – population search terms*

Medline – Ovid SP interface

Version 1: includes depression

1. anxiety/ or exp anxiety disorders/ or body dysmorphic disorders/ or exp compulsive behavior/ or depression/ or exp depressive disorder/ or panic/ or stress, psychological/
2. ((anxiety\$ or anxious\$) or (body dysmorphic\$ or dysmorphophobia\$) or ((combat adj (disorder\$ or fatigue or neurosis\$ or syndrome\$)) or concentration camp syndrome or torture syndrome or war neurosis\$) or ((rape adj2 trauma\$) or flash back\$ or flashback\$ or posttrauma\$ or post trauma\$ or ptsd or railway spine or re experience\$ or reexperience\$ or (trauma\$ and (avoidance or grief or horror or death\$ or nightmare\$ or night mare\$ or emotion\$))) or (depress\$ or dysphoria\$ or dysthymia\$ or melancholia\$ or seasonal affective disorder\$) or (clean response\$ or compulsion\$ or obsession\$ or obsessive\$ or ocd or recur\$ thought\$) or panic\$ or (agoraphobia\$ or claustrophobia\$ or phobia\$) or (((extreme or trauma\$) adj stress) or (trauma\$ adj (neurosis\$ or stress\$)) or acute stress or desnos or (psych\$ adj (stress or trauma\$)) or psychotrauma\$ or stress disorder\$) or (((acute or chronic\$ or extreme or incessant\$ or intense\$ or persistent\$ or serious\$ or severe\$) adj2 (apprehension\$ or doom or fear\$ or terror\$))) or hypervigil\$)).ti,ab.
3. or/1-2

Version 2: excludes depression

1. anxiety/ or exp anxiety disorders/ or body dysmorphic disorders/ or exp compulsive behavior/ or panic/ or stress, psychological/
2. ((anxiety\$ or anxious\$) or (body dysmorphic\$ or dysmorphophobia\$) or ((combat adj (disorder\$ or fatigue or neurosis\$ or syndrome\$)) or concentration camp syndrome or torture syndrome or war neurosis\$) or ((rape adj2 trauma\$) or flash back\$ or flashback\$ or posttrauma\$ or post trauma\$ or ptsd or railway spine or re experience\$ or reexperience\$ or (trauma\$ and (avoidance or grief or horror or death\$ or nightmare\$ or night mare\$ or emotion\$))) or (clean response\$ or compulsion\$ or obsession\$ or obsessive\$ or ocd or recur\$ thought\$) or panic\$ or (agoraphobia\$ or claustrophobia\$ or phobia\$) or (((extreme or trauma\$) adj stress) or (trauma\$ adj (neurosis\$ or stress\$)) or acute stress or desnos or (psych\$ adj (stress or trauma\$)) or psychotrauma\$ or stress disorder\$) or (((acute or chronic\$ or extreme or incessant\$ or intense\$

- or persistent\$ or serious\$ or sever\$) adj2 (apprehens\$ or doom or fear\$ or terror\$)) or hypervigil\$)).ti,ab.
3. or/1-2

### *Question specific search strategies*

*a) Access to healthcare - includes (i) models for service delivery; and (ii) service developments*

Medline – Ovid SP interface

- 1 health services accessibility/
- 2 ut.fs. and (care or health care or healthcare or service\$).hw.
- 3 healthcare disparities/ or health status disparities/
- 4 exp health promotion/ and (access\$ or barrier\$ or disparit\$ or equity or inequit\$ or inequalit\$).ti,ab.
- 5 ((access\$ or barrier\$ or disparit\$ or equity or inequit\$ or inequalit\$) adj4 (care or clinical practice or detect\$ or diagnos\$ or health\$ or interven\$ or medication\$ or medicine\$ or program\$ or psychotherap\$ or recogni\$ or referral\$ or service\$ or therap\$ or treat\$)).ti,ab.
- 6 (((health adj (care or service)) or healthcare) adj2 (need\$1 or use\$1 or using or utilis\$ or utiliz\$)).ti,ab.
- 7 ((barrier\$ or disparit\$ or equity or hinder\$ or hindran\$ or hurdle\$ or imped\$ or improv\$ or inequit\$ or inequalit\$ or obstacle\$ or obstruct\$ or prevent\$ or promot\$ or reluctan\$ or restrict\$ or uptake or utilis\$ or utilis\$ or vulnerable) adj3 access\$).ti,ab.
- 8 ((access or barrier) adj research\$).ti,ab.
- 9 ((behavio?r\$ or helpseek\$ or help seek\$ or system\$) adj2 barrier\$).ti,ab.
- 10 (exp aged/ or geriatrics/ or exp african continental/ or exp asian continental ancestry group/ or ancestry group/ or cross-cultural comparison/ or cultural characteristics/ or cultural competency/ or cultural deprivation/ or cultural diversity/ or culture/ or "emigrants and immigrants"/ or exp ethnic groups/ or ethnology/ or minority groups/ or multilingualism/ or prejudice/ or race relations/ or refugees/ or religion/ or exp superstitions/ or taboo/ or "transients and migrants"/ or translating/ or eh.fs.) and access\$.ti,ab.
- 11 (((aged or ag?ism or ag?ing or elder\$ or ((frail or old or older) adj (men or people or person\$ or women)) or geriatric\$) or (african or asian\$ or bangladesh\$ or bengali or (black\$ adj2 (communit\$ or famil\$ or people or person\$)) or blacks or (bme adj2 (communit\$ or group\$ or people or person\$)) or caribbean\$ or (chinese adj2 (communit\$ or famil\$ or people or person\$)) or cultur\$ or ethnic\$ or ethno\$ or gujurati or hindi or hispanic\$ or im?igrant\$ or inequalit\$ or interpret\$ or latino\$ or minorit\$ or multi lingual\$ or multicultur\$ or multilingual\$ or muslim\$ or pakistan\$ or prejudic\$ or punjabi or race or races or racial or racism

or romanies or translate\$1 or translating or translation or urdu or vulnerable)) adj5 (access\$ or barrier\$ or disparit\$ or equity or inequit\$ or inequalit\$)).ti,ab.

12 or/1-11

*b) Case identification tools*

Medline – Ovid SP interface

- 1 ((global mental health assessment tool adj2 primary care) or gmhatpc or gmhat pc or gm hat pc).tw,kw.
- 2 (composite international diagnostic interview or cidi or cidiauto).tw,kw.
- 3 (psychiatric diagnostic screening questionnaire or pdsq or pd sq).tw,kw.
- 4 (anxiety disorder\$ scale or (ad adj (scale or subscale)) or (gad adj (scale or subscale)) or (ads adj5 (index or instrument\$ or interview\$ or inventor\$ or item\$ or measure\$1 or questionnaire\$ or scale\$ or screen\$ or self report\$ or subscale\$ or survey\$ or tool\$ or test form\$))).tw,kw.
- 5 (((casefinding or case finding) adj2 help assessment tool) or (chat adj5 (instrument\$ or interview\$ or inventor\$ or item\$ or measure\$1 or questionnaire\$ or scale\$ or screen\$ or self report\$ or subscale\$ or tool\$ or test form\$))).tw,kw.
- 6 ((clinical outcomes adj2 routine evaluation adj2 assessment) or corea or core a or core10 or core 10).tw,kw.
- 7 distress thermometer.tw,kw.
- 8 (gad2 or gad 2 or ((2 item or twoitem or two item) adj2 (gad or generali?ed anxiety disorder)) or generali?ed anxiety disorder 2 or generali?ed anxiety disorder two).tw,kw.
- 9 (gad7 or gad 7 or ((7 item or sevenitem or seven item) adj2 (gad or generali?ed anxiety disorder)) or generali?ed anxiety disorder 7 or generali?ed anxiety disorder seven).tw,kw.
- 10 (gadqiv or gadq iv or gad q iv or gad qiv or (generali?ed anxiety disorder questionnaire adj3 iv)).tw,kw.
- 11 ((hospital anxiety adj2 depression scale adj3 (anxiety adj2 (subscale or sub\$1 scale))) or (hads anxiety adj (subscale or sub\$1 scale)) or hadsa or hads a).tw,kw.
- 12 (kessler 1 or kessler one or (kessler adj4 scale\$) or ((k1 or k 1) adj5 (index or instrument\$ or interview\$ or inventor\$ or item\$ or measure\$1 or questionnaire\$ or scale\$ or screen\$ or self report\$ or subscale\$ or survey\$ or tool\$ or test form\$))).tw,kw.
- 13 (kessler 10 or kessler ten or (kessler adj4 scale\$) or ((k10 or k 10) adj5 (index or instrument\$ or interview\$ or inventor\$ or item\$ or measure\$1 or questionnaire\$ or scale\$ or screen\$ or self report\$ or subscale\$ or survey\$ or tool\$ or test form\$))).tw,kw.

- 14 ((overall anxiety adj (sensitivity or severity) adj2 impairment scale) or oasis).tw,kw.
- 15 (patient health questionnaire or phq).tw,kw.
- 16 (visual analog\$ scale or (vas adj5 (index or instrument\$ or interview\$ or inventor\$ or item\$ or measure\$1 or questionnaire\$ or scale\$ or screen\$ or self report\$ or subscale\$ or survey\$ or tool\$ or test form\$))).tw,kw.
- 17 (one item\$1 or 1 item\$1 or two item\$1 or 2 item\$1 or three item\$1 or 3 item\$1 or four item\$1 or 4 item\$1 or five item\$1 or 5 item\$1 or six item\$1 or 6 item\$1 or seven item\$1 or 7 item\$1 or eight item\$ or 8 item\$ or nine item\$ or 9 item\$ or ten item\$ or 10 item\$ or eleven item\$ or 11 item\$ or twelve item\$ or 12 item\$).tw.
- 18 (one question\$ or 1 question\$ or two question\$ or 2 question\$ or three question\$ or 3 question\$ or four question\$ or 4 question\$ or five question\$ or 5 question\$ or six question\$ or 6 question\$ or seven question\$ or 7 question\$ or eight question\$ or 8 question\$ or nine question\$ or 9 question\$ or ten question\$ or 10 question\$ or eleven question\$ or 11 question\$ or twelve question\$ or 12 question\$).tw.
- 19 (geriatric assessment/ or nursing assessment/ or exp personality assessment/ or "predictive value of tests"/ or exp psychiatric status rating scales/ or exp psychological tests/ or questionnaires/) and (exp diagnosis/ or nursing diagnosis/ or di.fs.)
- 20 mass screening/ and (index or instrument\$ or interview\$ or inventor\$ or item\$ or measure\$1 or questionnaire\$ or scale\$ or score\$ or self report\$ or subscale\$ or survey\$ or tool\$ or test form\$).ti,ab.
- 21 di.fs. and (index or instrument\$ or interview\$ or inventor\$ or item\$ or measure\$1 or questionnaire\$ or scale\$ or score\$ or screen\$ or self report\$ or subscale\$ or survey\$ or tool\$ or test form\$).ti,ab.
- 22 ((index or instrument\$ or interview\$ or inventor\$ or item\$ or measure\$1 or questionnaire\$ or scale\$ or score\$ or screen\$ or self report\$ or subscale\$ or survey\$ or tool\$ or test form\$) adj5 (detect\$ or diagnos\$ or identif\$ or predict\$ or psychodiagnos\$)).tw.
- 23 ((index or instrument\$ or interview\$ or inventor\$ or item\$ or measure\$1 or questionnaire\$ or scale\$ or score\$ or self report\$ or subscale\$ or survey\$ or tool\$ or test form\$) adj5 screen\$).tw.
- 24 (casefind\$ or (case adj (find\$ or identif\$))).ti,ab.
- 25 ((index or instrument\$ or interview\$ or inventor\$ or item\$ or measure\$1 or questionnaire\$ or scale\$ or score\$ or screen\$ or self report\$ or subscale\$ or survey\$ or tool\$ or test form\$) adj10 (detect\$ or diagnos\$ or identif\$ or predict\$ or psychodiagnos\$) adj10 (anxiet\$ or anxious\$ or (body dysmorphi\$ or dysmorphophobi\$) or ((combat adj (disorder\$ or fatigue or neuros\$ or syndrome\$)) or concentration camp syndrome or torture syndrome or war neuros\$) or ((rape adj2 trauma\$) or flash back\$ or flashback\$ or posttrauma\$ or post trauma\$ or ptsd or railway spine or re experienc\$ or reexperienc\$ or (trauma\$ and (avoidance or grief or horror or death\$ or nightmare\$ or night mare\$ or



- emotion\$))) or (clean response\$ or compulsi\$ or obsession\$ or obsessive\$ or ocd or recur\$ thought\$) or panic\$ or (agoraphobi\$ or claustrophobi\$ or phobi\$) or (((extreme or trauma\$) adj stress) or (trauma\$ adj (neuros\$ or stress\$)) or acute stress or desnos or (psych\$ adj (stress or trauma\$)) or psychotrauma\$ or stress disorder\$) or (((acute or chronic\$ or extreme or incessant\$ or intense\$ or persistent\$ or serious\$ or sever\$) adj2 (apprehens\$ or doom or fear\$ or terror\$)) or hypervigil\$))).ti,ab.
- 26 ((index or instrument\$ or interview\$ or inventor\$ or item\$ or measure\$1 or questionnaire\$ or scale\$ or score\$ or screen\$ or self report\$ or subscale\$ or survey\$ or tool\$ or test form\$) adj10 (anxiet\$ or anxious\$ or (body dysmorphi\$ or dysmorphophobi\$) or ((combat adj (disorder\$ or fatigue or neuros\$ or syndrome\$)) or concentration camp syndrome or torture syndrome or war neuros\$) or ((rape adj2 trauma\$) or flash back\$ or flashback\$ or posttrauma\$ or post trauma\$ or ptsd or railway spine or re experienc\$ or reexperienc\$ or (trauma\$ and (avoidance or grief or horror or death\$ or nightmare\$ or night mare\$ or emotion\$))) or (clean response\$ or compulsi\$ or obsession\$ or obsessive\$ or ocd or recur\$ thought\$) or panic\$ or (agoraphobi\$ or claustrophobi\$ or phobi\$) or (((extreme or trauma\$) adj stress) or (trauma\$ adj (neuros\$ or stress\$)) or acute stress or desnos or (psych\$ adj (stress or trauma\$)) or psychotrauma\$ or stress disorder\$) or (((acute or chronic\$ or extreme or incessant\$ or intense\$ or persistent\$ or serious\$ or sever\$) adj2 (apprehens\$ or doom or fear\$ or terror\$)) or hypervigil\$)) adj10 (detect\$ or diagnos\$ or identifi\$ or predict\$ or psychodiagnos\$)).ti,ab.
- 27 ((anxiet\$ or anxious\$ or (body dysmorphi\$ or dysmorphophobi\$) or ((combat adj (disorder\$ or fatigue or neuros\$ or syndrome\$)) or concentration camp syndrome or torture syndrome or war neuros\$) or ((rape adj2 trauma\$) or flash back\$ or flashback\$ or posttrauma\$ or post trauma\$ or ptsd or railway spine or re experienc\$ or reexperienc\$ or (trauma\$ and (avoidance or grief or horror or death\$ or nightmare\$ or night mare\$ or emotion\$))) or (clean response\$ or compulsi\$ or obsession\$ or obsessive\$ or ocd or recur\$ thought\$) or panic\$ or (agoraphobi\$ or claustrophobi\$ or phobi\$) or (((extreme or trauma\$) adj stress) or (trauma\$ adj (neuros\$ or stress\$)) or acute stress or desnos or (psych\$ adj (stress or trauma\$)) or psychotrauma\$ or stress disorder\$) or (((acute or chronic\$ or extreme or incessant\$ or intense\$ or persistent\$ or serious\$ or sever\$) adj2 (apprehens\$ or doom or fear\$ or terror\$)) or hypervigil\$)) adj10 (detect\$ or diagnos\$ or identifi\$ or predict\$ or psychodiagnos\$) adj10 (index or instrument\$ or interview\$ or inventor\$ or item\$ or measure\$1 or questionnaire\$ or scale\$ or score\$ or screen\$ or self report\$ or subscale\$ or survey\$ or tool\$ or test form\$)).ti,ab.
- 28 ((index or instrument\$ or interview\$ or inventor\$ or item\$ or measure\$1 or questionnaire\$ or scale\$ or score\$ or self report\$ or

- subscale\$ or survey\$ or tool\$ or test form\$) adj10 screen\$ adj10  
 (anxiety\$ or anxious\$ or (body dysmorphic\$ or dysmorphophobia\$) or  
 ((combat adj (disorder\$ or fatigue or neurosis\$ or syndrome\$)) or  
 concentration camp syndrome or torture syndrome or war neurosis\$) or  
 ((rape adj2 trauma\$) or flash back\$ or flashback\$ or posttrauma\$ or  
 post trauma\$ or ptsd or railway spine or re experience\$ or reexperience\$  
 or (trauma\$ and (avoidance or grief or horror or death\$ or nightmare\$  
 or night mare\$ or emotion\$))) or (clean response\$ or compulsion\$ or  
 obsession\$ or obsessive\$ or ocd or recurrent thought\$) or panic\$ or  
 (agoraphobia\$ or claustrophobia\$ or phobia\$) or (((extreme or trauma\$)  
 adj stress) or (trauma\$ adj (neurosis\$ or stress\$)) or acute stress or  
 desnos or (psych\$ adj (stress or trauma\$)) or psychotrauma\$ or stress  
 disorder\$) or (((acute or chronic\$ or extreme or incessant\$ or intense\$  
 or persistent\$ or serious\$ or severe\$) adj2 (apprehension\$ or doom or fear\$  
 or terror\$)) or hypervigil\$))) .ti,ab.
- 29 ((index or instrument\$ or interview\$ or inventor\$ or item\$ or  
 measure\$1 or questionnaire\$ or scale\$ or score\$ or self report\$ or  
 subscale\$ or survey\$ or tool\$ or test form\$) adj10 (anxiety\$ or anxious\$  
 or (body dysmorphic\$ or dysmorphophobia\$) or ((combat adj (disorder\$  
 or fatigue or neurosis\$ or syndrome\$)) or concentration camp syndrome  
 or torture syndrome or war neurosis\$) or ((rape adj2 trauma\$) or flash  
 back\$ or flashback\$ or posttrauma\$ or post trauma\$ or ptsd or railway  
 spine or re experience\$ or reexperience\$ or (trauma\$ and (avoidance or  
 grief or horror or death\$ or nightmare\$ or night mare\$ or emotion\$)))  
 or (clean response\$ or compulsion\$ or obsession\$ or obsessive\$ or ocd or  
 recurrent thought\$) or panic\$ or (agoraphobia\$ or claustrophobia\$ or  
 phobia\$) or (((extreme or trauma\$) adj stress) or (trauma\$ adj (neurosis\$  
 or stress\$)) or acute stress or desnos or (psych\$ adj (stress or trauma\$))  
 or psychotrauma\$ or stress disorder\$) or (((acute or chronic\$ or  
 extreme or incessant\$ or intense\$ or persistent\$ or serious\$ or severe\$)  
 adj2 (apprehension\$ or doom or fear\$ or terror\$)) or hypervigil\$)) adj10  
 screen\$).ti,ab.
- 30 ((anxiety\$ or anxious\$ or (body dysmorphic\$ or dysmorphophobia\$) or  
 ((combat adj (disorder\$ or fatigue or neurosis\$ or syndrome\$)) or  
 concentration camp syndrome or torture syndrome or war neurosis\$) or  
 ((rape adj2 trauma\$) or flash back\$ or flashback\$ or posttrauma\$ or  
 post trauma\$ or ptsd or railway spine or re experience\$ or reexperience\$  
 or (trauma\$ and (avoidance or grief or horror or death\$ or nightmare\$  
 or night mare\$ or emotion\$))) or (clean response\$ or compulsion\$ or  
 obsession\$ or obsessive\$ or ocd or recurrent thought\$) or panic\$ or  
 (agoraphobia\$ or claustrophobia\$ or phobia\$) or (((extreme or trauma\$)  
 adj stress) or (trauma\$ adj (neurosis\$ or stress\$)) or acute stress or  
 desnos or (psych\$ adj (stress or trauma\$)) or psychotrauma\$ or stress  
 disorder\$) or (((acute or chronic\$ or extreme or incessant\$ or intense\$  
 or persistent\$ or serious\$ or severe\$) adj2 (apprehension\$ or doom or fear\$  
 or terror\$)) or hypervigil\$)) adj10 screen\$ adj10 (index or instrument\$

- or interview\$ or inventor\$ or item\$ or measure\$1 or questionnaire\$ or scale\$ or score\$ or self report\$ or subscale\$ or survey\$ or tool\$ or test form\$)).ti,ab.
- 31 or/1-30
- 32 (area under curve or predictive value of tests or reproducibility of results or roc curve or validation studies).sh. or "sensitivity and specificity"/
- 33 (accurac\$ or accurat\$ or area under curve or auc value\$ or (likelihood adj3 ratio\$) or (diagnostic adj2 odds ratio\$) or ((pretest or pre test or posttest or post test) adj2 probabilit\$) or (predict\$ adj3 value\$) or receiver operating characteristic or (roc adj2 curv\$) or reliabil\$ or sensitiv\$ or specificit\$ or valid\$).tw.
- 34 or/32-33
- 35 31 and 34

*c) Further assessment of risk and need for treatment, and routine outcome monitoring - includes (i) risk assessment; (ii) predictors of response; (iii) routine outcome monitoring; (iiii) and assessment tools and methods for the delivery of assessments.*

#### Medline – Ovid SP interface

- 1 checklist/ or geriatric assessment/ or interview/ or interview, psychological/ or needs assessment/ or nursing assessment/ or "outcome and process assessment (health care)"/ or "outcome assessment (health care)"/ or exp personality assessment/ or "predictive value of tests"/ or exp psychiatric status rating scales/ or exp psychological tests/ or questionnaires/ or risk assessment/
- 2 exp diagnosis/ or nursing diagnosis/
- 3 anxiety/di or exp anxiety disorders/di or body dysmorphic disorders/di or exp compulsive behaviour/di or exp depression/di or exp depressive disorder/di or panic/di or stress, psychological/di
- 4 (risk\$ adj2 assess\$).ti,ab.
- 5 (risk\$ and assess\$ and (diagnos\$ or instrument\$ or interview\$ or inventor\$ or item\$1 or measur\$ or psychometr\$ or questionnaire\$ or scale\$ or score\$ or screen\$ or self report\$ or subscale\$ or sub\$ scale\$ or test form\$ or tool\$1)).ti,ab.
- 6 (((clinical or psychiatric) adj2 (assess\$ or screen\$)) or symptom scale\$).ti,ab.
- 7 ((assess\$ or diagnos\$ or instrument\$ or interview\$ or inventor\$ or item\$1 or measur\$ or psychometr\$ or questionnaire\$ or scale\$ or score\$ or screen\$ or self report\$ or subscale\$ or sub\$ scale\$ or test form\$ or tool\$1) adj5 (anxiet\$ or anxious\$ or (body dysmorphi\$ or dysmorphophobi\$) or ((combat adj (disorder\$ or fatigue or neuros\$ or syndrome\$)) or concentration camp syndrome or torture syndrome or war neuros\$) or ((rape adj2 trauma\$) or flash back\$ or flashback\$ or

- posttrauma\$ or post trauma\$ or ptsd or railway spine or re experienc\$ or reexperienc\$ or (trauma\$ and (avoidance or grief or horror or death\$ or nightmare\$ or night mare\$ or emotion\$))) or (depress\$ or dysphori\$ or dysthymi\$ or melanchol\$ or seasonal affective disorder\$) or (clean response\$ or compulsi\$ or obsession\$ or obsessive\$ or ocd or recur\$ thought\$) or panic\$ or (agoraphobi\$ or claustrophobi\$ or phobi\$) or (((extreme or trauma\$) adj stress) or (trauma\$ adj (neuros\$ or stress\$)) or acute stress or desnos or (psych\$ adj (stress or trauma\$)) or psychotrauma\$ or stress disorder\$) or (((acute or chronic\$ or extreme or incessant\$ or intense\$ or persistent\$ or serious\$ or sever\$) adj2 (apprehens\$ or doom or fear\$ or terror\$)) or hypervigil\$))).ti,ab.
- 8 ((assess\$ or diagnos\$ or instrument\$ or interview\$ or inventor\$ or item\$1 or measur\$ or psychometr\$ or questionnaire\$ or scale\$ or score\$ or screen\$ or self report\$ or subscale\$ or sub\$ scale\$ or test form\$ or tool\$1) adj4 predict\$ adj20 (anxiet\$ or anxious\$ or (body dysmorphi\$ or dysmorphophobi\$) or ((combat adj (disorder\$ or fatigue or neuros\$ or syndrome\$)) or concentration camp syndrome or torture syndrome or war neuros\$) or ((rape adj2 trauma\$) or flash back\$ or flashback\$ or posttrauma\$ or post trauma\$ or ptsd or railway spine or re experienc\$ or reexperienc\$ or (trauma\$ and (avoidance or grief or horror or death\$ or nightmare\$ or night mare\$ or emotion\$))) or (depress\$ or dysphori\$ or dysthymi\$ or melanchol\$ or seasonal affective disorder\$) or (clean response\$ or compulsi\$ or obsession\$ or obsessive\$ or ocd or recur\$ thought\$) or panic\$ or (agoraphobi\$ or claustrophobi\$ or phobi\$) or (((extreme or trauma\$) adj stress) or (trauma\$ adj (neuros\$ or stress\$)) or acute stress or desnos or (psych\$ adj (stress or trauma\$)) or psychotrauma\$ or stress disorder\$) or (((acute or chronic\$ or extreme or incessant\$ or intense\$ or persistent\$ or serious\$ or sever\$) adj2 (apprehens\$ or doom or fear\$ or terror\$)) or hypervigil\$))).ti,ab.
- 9 ((assess\$ or diagnos\$) adj4 (instrument\$ or interview\$ or inventor\$ or item\$1 or measur\$ or psychometr\$ or questionnaire\$ or scale\$ or score\$ or screen\$ or self report\$ or subscale\$ or sub\$ scale\$ or test form\$ or tool\$1) adj20 (anxiet\$ or anxious\$ or (body dysmorphi\$ or dysmorphophobi\$) or ((combat adj (disorder\$ or fatigue or neuros\$ or syndrome\$)) or concentration camp syndrome or torture syndrome or war neuros\$) or ((rape adj2 trauma\$) or flash back\$ or flashback\$ or posttrauma\$ or post trauma\$ or ptsd or railway spine or re experienc\$ or reexperienc\$ or (trauma\$ and (avoidance or grief or horror or death\$ or nightmare\$ or night mare\$ or emotion\$))) or (depress\$ or dysphori\$ or dysthymi\$ or melanchol\$ or seasonal affective disorder\$) or (clean response\$ or compulsi\$ or obsession\$ or obsessive\$ or ocd or recur\$ thought\$) or panic\$ or (agoraphobi\$ or claustrophobi\$ or phobi\$) or (((extreme or trauma\$) adj stress) or (trauma\$ adj (neuros\$ or stress\$)) or acute stress or desnos or (psych\$ adj (stress or trauma\$)) or psychotrauma\$ or stress disorder\$) or (((acute or chronic\$ or extreme

- or incessant\$ or intense\$ or persistent\$ or serious\$ or sever\$) adj2  
 (apprehens\$ or doom or fear\$ or terror\$)) or hypervigil\$))) .ti,ab.  
 10 prognos\$.ti,ab.  
 11 or/1-10

*d) Systems for organising and developing care pathways*

Medline – Ovid SP interface

- 1 critical pathways.sh.  
 2 (models, nursing or models, organizational or models, theoretical).sh.  
 and (care or healthcare or health care or service\$).hw.  
 3 delivery of health care, integrated/  
 4 (pathway\$1 or path way\$1).ti,ab. and quality\$.hw.  
 5 ((icp\$1 and (path way\$ or pathway\$)) or icp tool\$ or ((pathway\$ or  
 path way\$) adj5 tool\$)).ti,ab.  
 6 ((collaborat\$ or coordinat\$ or co ordinat\$ or enhanced or match\$ or  
 shared or step\$) adj2 (care or decision making or healthcare or  
 intervention\$ or program\$ or therap\$ or treat\$ or system\$)).ti,ab.  
 7 ((collaborat\$ or coordinat\$ or co ordinat\$ or cooperative\$ or co  
 operative\$ or interdisciplin\$ or inter disciplin\$ or interprofessional or  
 inter professional or liaison or multidisciplin\$ or multi disciplin\$ or  
 multiprofessional\$ or multi professional\$ or teamwork\$ or team\$1 or  
 workteam\$) adj8 (map\$ or model\$1 or path\$1 or pathway\$ or path  
 way\$)).ti. or ((collaborat\$ or cooperative\$ or co operative\$ or  
 coordinat\$ or co ordinat\$ or interdisciplin\$ or inter disciplin\$ or  
 interprofessional or inter professional or liaison or multidisciplin\$ or  
 multi disciplin\$ or multiprofessional\$ or multi professional\$ or  
 teamwork\$ or team\$1 or workteam\$) adj3 (map\$ or model\$1 or path\$1  
 or pathway\$ or path way\$)).ti,ab.  
 8 (integrat\$ adj3 (map\$ or model\$1 or path\$1 or pathway\$ or  
 path way\$)).ti,ab.  
 9 ((care or interven\$ or healthcare or intervention\$ or program\$ or  
 therap\$ or treat\$ or organi?ation\$ or system\$) and (model\$1 or path  
 way\$ or pathway\$) and (collaborat\$ or cooperative\$ or co operative\$  
 or coordinat\$ or co ordinat\$ or interdisciplin\$ or inter disciplin\$ or  
 interprofessional or inter professional or liaison or multidisciplin\$ or  
 multi disciplin\$ or multiprofessional\$ or multi professional\$ or team\$1  
 or teamwork\$)).ti,ab.  
 10 (disease management adj3 (model\$ or pathway\$ or path\$1 or path  
 way\$ or program\$)).ti,ab.  
 11 (((consumer\$ or delivery or diagnos\$ or inpatient\$ or interven\$ or  
 patient\$ or refer or refers or referral\$ or referred or referring or  
 service\$ or therap\$ or treat\$) adj2 (model\$ or pathway\$ or path way\$))  
 not signalling pathway\$).ti,ab.  
 12 (((care or caring or clinical or critical) adj2 (map\$ or path\$1 or path

- way\$ or pathway\$)) or care plan\$).ti,ab.
- 13 (model\$ adj3 (care or fidelit\$ or healthcare or organi?ation\$ or quality or service\$)).ti,ab.
- 14 (complex adj2 (intervention\$ or manag\$ or model\$)).ti,ab.
- 15 ((component\$ or multicomponent\$) adj4 delivery adj3 (care or healthcare or interven\$ or program\$ or service\$ or therap\$ or treat\$)).ti,ab.
- 16 emergency medical services/og or exp emergency services, hospital/og or emergency services, psychiatric/og or emergency medical service communication systems/og or triage/ or triage.ti,ab.
- 17 ((client\$ or consumer\$ or patient\$ or people or person\$1 or subject\$) and (refer\$ themself\$ or self refer\$)).ti. or ((client\$ or consumer\$ or patient\$ or people or person\$1 or subject\$) adj8 (refer\$ themself\$ or self refer\$)).ti,ab.
- 18 (out reach or outreach).ti,ab.
- 19 (((primary adj2 (healthcare or care)) or (family adj (doctor\$ or physician\$ or practice\$)) or general practi\$ or practitioner\$) adj2 (network\$ or partnership\$)).ti,ab.
- 20 ((direct\$ or open or unconstrain\$ or unrestrict\$) adj2 (refer\$ or access\$)).ti,ab.
- 21 gatekeeping.sh. or ((gatekeep\$ or gate keep\$) adj10 access\$).ti,ab.
- 22 ((gatekeep\$ or gate keep\$) adj10 (doctor\$ or (family adj (physician\$ or practic\$)) or general practic\$ or health cent\$ or health visitor\$ or nurs\$ or practitioner\$ or primary care)).ti,ab.
- 23 (generic referral or (single point adj2 access\$)).ti,ab.
- 24 \*continuity of patient care/ or ((continuum or continuity) adj2 care).ti,ab.
- 25 critical pathway\$.so.
- 26 or/1-25

## Search filters

*a) Systematic review search filter – this is an adaptation of a filter designed by the Health Information Research Unit of the McMaster University, Ontario.*

Medline – Ovid SP interface

1. meta-analysis/or meta-analysis as topic/
2. meta-analysis.pt.
3. ((evidence or quantitative\$ or systematic\$) adj2 (overview or review)).ti,ab.
4. (((bibliographic or electronic) adj database\$) or bids or cochrane or embase or index medicus or isi citation or medline or psyclit or psychlit or pubmed or scisearch or science citation or (web adj2 science)).ti,ab. and review.pt.

5. (metaanal\$ or meta anal\$ or metasyntes\$ or meta syntes\$).ti,ab.
6. ((pool\$ or combined or combining) adj2 (data or trials or studies or results)).ti,ab.
7. ((comment or letter or editorial ).pt. or (animal/ not human/))
8. or/1-6 not 7

*b) Observational study filter – developed in house.*

Medline- Ovid SP interface

1. case-control studies/
2. cohort studies/
3. cross-sectional studies/
4. epidemiologic studies/
5. follow-up studies/
6. longitudinal studies/
7. prospective studies/
8. retrospective studies/
9. (case control\$ or cross section\$ or ((observ\$ or cohort\$ or follow up or longitudinal\$ or prospective\$ or retrospective\$) adj1 (stud\$ or research or analys\$))).ti,ab.
10. or/1-9

## APPENDIX 7: METHODOLOGY CHECKLISTS FOR CLINICAL STUDIES AND REVIEWS

The methodological quality of each study was evaluated using NICE checklists (NICE, 2009). The checklists for systematic reviews and for RCTs are reproduced below (for other checklists and further information about how to complete each checklist, see *The Guidelines Manual* [NICE, 2009]).

<b>Methodology checklist: systematic reviews and meta-analyses</b>	
Study identification Include author, title, reference, year of publication	
Guideline topic:	Review question no:
Checklist completed by:	
<b>SCREENING QUESTIONS</b>	
In a well-conducted, relevant systematic review:	Circle one option for each question
The review addresses an appropriate and clearly focused question that is relevant to the guideline review question	Yes      No      Unclear
The review collects the type of studies you consider relevant to the guideline review question	Yes      No      Unclear
The literature search is sufficiently rigorous to identify all the relevant studies	Yes      No      Unclear
Study quality is assessed and reported	Yes      No      Unclear
An adequate description of the methodology used is included, and the methods used are appropriate to the question	Yes      No      Unclear

### Methodology checklist: randomised controlled trials

---



Study identification Include author, title, reference, year of publication		
Guideline topic:		Review question no:
Checklist completed by:		
		Circle one option for each question
<b>A. Selection bias (systematic differences between the comparison groups)</b>		
A1	An appropriate method of randomisation was used to allocate participants to treatment groups (which would have balanced any confounding factors equally across groups)	Yes No Unclear N/A
A2	There was adequate concealment of allocation (such that investigators, clinicians and participants cannot influence enrolment or treatment allocation)	Yes No Unclear N/A
A3	The groups were comparable at baseline, including all major confounding and prognostic factors	Yes No Unclear N/A
Based on your answers to the above, in your opinion was selection bias present? If so, what is the likely direction of its effect?		
<div>Low risk of bias</div> <div>Unclear/unknown risk</div> <div>High risk of bias</div>		
Likely direction of effect:		
<b>B. Performance bias (systematic differences between groups in the care provided, apart from the intervention under investigation)</b>		
B1	The comparison groups received the same care apart from the intervention(s) studied	Yes No Unclear N/A
B2	Participants receiving care were kept 'blind' to treatment allocation	Yes No Unclear N/A
B3	Individuals administering care were kept 'blind' to treatment allocation	Yes No Unclear N/A
Based on your answers to the above, in your opinion was performance bias present? If so, what is the likely direction of its effect?		
<div>Low risk of bias</div> <div>Unclear/unknown risk</div> <div>High risk of bias</div>		
Likely direction of effect:		
<b>C. Attrition bias (systematic differences between the comparison groups with respect to loss of participants)</b>		

C1	All groups were followed up for an equal length of time (or analysis was adjusted to allow for differences in length of follow-up)	Yes No Unclear N/A
C2	a. How many participants did not complete treatment in each group?	
	b. The groups were comparable for treatment completion (that is, there were no important or systematic differences between groups in terms of those who did not complete treatment)	Yes No Unclear N/A
C3	a. For how many participants in each group were no outcome data available?	
	b. The groups were comparable with respect to the availability of outcome data (that is, there were no important or systematic differences between groups in terms of those for whom outcome data were not available).	Yes No Unclear N/A
Based on your answers to the above, in your opinion was attrition bias present? If so, what is the likely direction of its effect?		
<div> <div>Low risk of bias</div> <div>Unclear/unknown risk</div> <div>High risk of bias</div> </div>		
Likely direction of effect:		
<b>D. Detection bias (bias in how outcomes are ascertained, diagnosed or verified)</b>		
D1	The study had an appropriate length of follow-up	Yes No Unclear N/A
D2	The study used a precise definition of outcome	Yes No Unclear N/A
D3	A valid and reliable method was used to determine the outcome	Yes No Unclear N/A
D4	Investigators were kept 'blind' to participants' exposure to the intervention	Yes No Unclear N/A
D5	Investigators were kept 'blind' to other important confounding and prognostic factors	Yes No Unclear N/A
Based on your answers to the above, in your opinion was detection bias present? If so, what is the likely direction of its effect?		
<div> <div>Low risk of bias</div> <div>Unclear/unknown risk</div> <div>High risk of bias</div> </div>		
Likely direction of effect:		

## **APPENDIX 8: SEARCH STRATEGIES FOR THE IDENTIFICATION OF HEALTH ECONOMICS EVIDENCE**

Search strategies for the identification of health economics and quality-of-life studies.

### ***Search strategies***

The search strategies should be referred to in conjunction with information set out in Section 3.5. Each search was constructed using the groups of terms as set out in Box 2. The full set of terms for each search in Medline are documented below.

<b>Box 2: Summary of systematic search strategies</b>			
<b>Access to healthcare</b>			
<b>Review areas</b>	<b>Search construction (applicable to each review area)</b>	<b>Study design</b>	<b>Databases / date range</b>
Models of service delivery;	[(common mental health disorder terms) AND (Access terms) AND (HE filter)]	HE/QoL	Embase; Medline; CINAHL; PsycINFO. [01.01.1995 up to 10.09.2010]
Service developments	(common mental health disorder terms)	HE/QoL	HTA; NHS EED; ECONLIT [01.01.1995 up to 10.09.2010]
<p><i>Notes:</i></p> <p>(i) Any relevant economic evidence arising from the clinical searches was also made available to the health economist during the same period.</p> <p>(ii) Notes: Review questions grouped together for searching purposes</p>			
<b>Case identification</b>			
<b>Review areas</b>	<b>Search construction (applicable to each review area)</b>	<b>Study design</b>	<b>Databases / date range</b>
Case identification tools	[(common mental health disorder terms) AND (Case identification terms) AND (HE filter)]	HE/QoL	Embase; Medline; CINAHL; PsycINFO. [01.01.1995 up to 10.09.2010]
	(common mental health disorder terms)	HE/QoL	HTA; NHS EED; ECONLIT [01.01.1995 up to 10.09.2010]
<b>Systems for organising and developing care pathways</b>			
<b>Review areas</b>	<b>Search construction</b>	<b>Study design</b>	<b>Databases / date range</b>

Care pathways	[(common mental health disorder terms) AND (Care pathway terms) AND (HE filter)]	HE/QoL	Embase; Medline; CINAHL; PsycINFO. [01.01.1995 up to 10.09.2010]
	(common mental health disorder terms)	HE/QoL	HTA; NHS EED; ECONLIT [01.01.1995 up to 10.09.2010]
<i>Notes:</i> <i>(i) Any relevant economic evidence arising from the clinical searches was also made available to the health economist during the same period.</i> <i>(ii) Review questions grouped together for searching purposes</i>			
<b>Further assessment of risk and need for treatment, and routine outcome monitoring</b>			
[no search]			

### *Search strategy construction*

#### *Population search terms*

##### *a) Common mental health disorders (CMHD) – population search terms*

Medline – Ovid SP interface

1. anxiety/ or exp anxiety disorders/ or body dysmorphic disorders/ or exp compulsive behavior/ or depression/ or exp depressive disorder/ or panic/ or stress, psychological/
2. ((anxiety\$ or anxious\$) or (body dysmorphic\$ or dysmorphophobia\$) or ((combat adj (disorder\$ or fatigue or neuro\$ or syndrome\$)) or concentration camp syndrome or torture syndrome or war neuro\$) or ((rape adj2 trauma\$) or flash back\$ or flashback\$ or posttrauma\$ or post trauma\$ or ptsd or railway spine or re experienc\$ or reexperienc\$ or (trauma\$ and (avoidance or grief or horror or death\$ or nightmare\$ or night mare\$ or emotion\$))) or (depress\$ or dysphoria\$ or dysthymia\$ or melancholia\$ or seasonal affective disorder\$) or (clean response\$ or compulsion\$ or obsession\$ or obsessive\$ or ocd or recur\$ thought\$) or panic\$ or (agoraphobia\$ or claustrophobia\$ or phobia\$) or (((extreme or trauma\$) adj stress) or (trauma\$ adj (neuro\$ or stress\$)) or acute stress or desnos or (psych\$ adj (stress or trauma\$)) or psychotrauma\$ or stress disorder\$) or (((acute or chronic\$ or extreme or incessant\$ or intense\$ or persistent\$ or serious\$ or severe\$) adj2 (apprehension\$ or doom or fear\$ or terror\$)) or hypervigil\$)).ti,ab.
3. or/1-2

#### *Question specific search strategies*

##### *a) Access to healthcare - includes (i) models for service delivery; and (ii) service developments*

Medline – Ovid SP interface

- 1 health services accessibility/
- 2 ut.fs. and (care or health care or healthcare or service\$).hw.
- 3 healthcare disparities/ or health status disparities/
- 4 exp health promotion/ and (access\$ or barrier\$ or disparit\$ or equity or inequit\$ or inequalit\$).ti,ab.
- 5 ((access\$ or barrier\$ or disparit\$ or equity or inequit\$ or inequalit\$) adj4 (care or clinical practice or detect\$ or diagnos\$ or health\$ or interven\$ or medication\$ or medicine\$ or program\$ or psychotherap\$

- or recogni\$ or referral\$ or service\$ or therap\$ or treat\$)).ti,ab.
- 6 (((health adj (care or service)) or healthcare) adj2 (need\$1 or use\$1 or using or utilis\$ or utiliz\$)).ti,ab.
- 7 ((barrier\$ or disparit\$ or equity or hinder\$ or hindran\$ or hurdle\$ or impeded\$ or improv\$ or inequit\$ or inequalit\$ or obstacle\$ or obstruct\$ or prevent\$ or promot\$ or reluctan\$ or restrict\$ or uptake or utilis\$ or utilis\$ or vulnerable) adj3 access\$).ti,ab.
- 8 ((access or barrier) adj research\$).ti,ab.
- 9 ((behavio?r\$ or helpseek\$ or help seek\$ or system\$) adj2 barrier\$).ti,ab.
- 10 (exp aged/ or geriatrics/ or exp african continental/ or exp asian continental ancestry group/ or ancestry group/ or cross-cultural comparison/ or cultural characteristics/ or cultural competency/ or cultural deprivation/ or cultural diversity/ or culture/ or "emigrants and immigrants"/ or exp ethnic groups/ or ethnology/ or minority groups/ or multilingualism/ or prejudice/ or race relations/ or refugees/ or religion/ or exp superstitions/ or taboo/ or "transients and migrants"/ or translating/ or eh.fs.) and access\$.ti,ab.
- 11 (((aged or ag?ism or ag?ing or elder\$ or ((frail or old or older) adj (men or people or person\$ or women)) or geriatric\$) or (african or asian\$ or bangladesh\$ or bengali or (black\$ adj2 (communit\$ or famil\$ or people or person\$)) or blacks or (bme adj2 (communit\$ or group\$ or people or person\$)) or caribbean\$ or (chinese adj2 (communit\$ or famil\$ or people or person\$)) or cultur\$ or ethnic\$ or ethno\$ or gujurati or hindi or hispanic\$ or im?igrant\$ or inequalit\$ or interpret\$ or latino\$ or minorit\$ or multi lingual\$ or multicultur\$ or multilingual\$ or muslim\$ or pakistan\$ or prejudic\$ or punjabi or race or races or racial or racism or romanies or translate\$1 or translating or translation or urdu or vulnerable)) adj5 (access\$ or barrier\$ or disparit\$ or equity or inequit\$ or inequalit\$)).ti,ab.
- 12 or/1-11

*b) Case identification and formal assessment- includes (i) case identification tools; and (ii) assessment tools and methods for the delivery of assessments*

Medline – Ovid SP interface

- 1 ((global mental health assessment tool adj2 primary care) or gmhatpc or gmhat pc or gm hat pc).tw,kw.
- 2 (composite international diagnostic interview or cidi or cidiauto).tw,kw.
- 3 (psychiatric diagnostic screening questionnaire or pdsq or pd sq).tw,kw.
- 4 (anxiety disorder\$ scale or (ad adj (scale or subscale)) or (gad adj (scale or subscale)) or (ads adj5 (index or instrument\$ or interview\$ or inventor\$ or item\$ or measure\$1 or questionnaire\$ or scale\$ or screen\$

- or self report\$ or subscale\$ or survey\$ or tool\$ or test form\$))).tw,kw.
- 5 (((casefinding or case finding) adj2 help assessment tool) or (chat adj5 (instrument\$ or interview\$ or inventor\$ or item\$ or measure\$1 or questionnaire\$ or scale\$ or screen\$ or self report\$ or subscale\$ or tool\$ or test form\$))).tw,kw.
- 6 ((clinical outcomes adj2 routine evaluation adj2 assessment) or corea or core a or core10 or core 10).tw,kw.
- 7 distress thermometer.tw,kw.
- 8 (gad2 or gad 2 or ((2 item or twoitem or two item) adj2 (gad or generalised anxiety disorder)) or generalised anxiety disorder 2 or generalised anxiety disorder two).tw,kw.
- 9 (gad7 or gad 7 or ((7 item or sevenitem or seven item) adj2 (gad or generalised anxiety disorder)) or generalised anxiety disorder 7 or generalised anxiety disorder seven).tw,kw.
- 10 (gadqiv or gadq iv or gad q iv or gad qiv or (generalised anxiety disorder questionnaire adj3 iv)).tw,kw.
- 11 ((hospital anxiety adj2 depression scale adj3 (anxiety adj2 (subscale or sub\$1 scale))) or (hads anxiety adj (subscale or sub\$1 scale)) or hadsa or hadsa a).tw,kw.
- 12 (kessler 1 or kessler one or (kessler adj4 scale\$) or ((k1 or k 1) adj5 (index or instrument\$ or interview\$ or inventor\$ or item\$ or measure\$1 or questionnaire\$ or scale\$ or screen\$ or self report\$ or subscale\$ or survey\$ or tool\$ or test form\$))).tw,kw.
- 13 (kessler 10 or kessler ten or (kessler adj4 scale\$) or ((k10 or k 10) adj5 (index or instrument\$ or interview\$ or inventor\$ or item\$ or measure\$1 or questionnaire\$ or scale\$ or screen\$ or self report\$ or subscale\$ or survey\$ or tool\$ or test form\$))).tw,kw.
- 14 ((overall anxiety adj (sensitivity or severity) adj2 impairment scale) or oasis).tw,kw.
- 15 (patient health questionnaire or phq).tw,kw.
- 16 (visual analog\$ scale or (vas adj5 (index or instrument\$ or interview\$ or inventor\$ or item\$ or measure\$1 or questionnaire\$ or scale\$ or screen\$ or self report\$ or subscale\$ or survey\$ or tool\$ or test form\$))).tw,kw.
- 17 (one item\$1 or 1 item\$1 or two item\$1 or 2 item\$1 or three item\$1 or 3 item\$1 or four item\$1 or 4 item\$1 or five item\$1 or 5 item\$1 or six item\$1 or 6 item\$1 or seven item\$1 or 7 item\$1 or eight item\$ or 8 item\$ or nine item\$ or 9 item\$ or ten item\$ or 10 item\$ or eleven item\$ or 11 item\$ or twelve item\$ or 12 item\$).tw.
- 18 (one question\$ or 1 question\$ or two question\$ or 2 question\$ or three question\$ or 3 question\$ or four question\$ or 4 question\$ or five question\$ or 5 question\$ or six question\$ or 6 question\$ or seven question\$ or 7 question\$ or eight question\$ or 8 question\$ or nine question\$ or 9 question\$ or ten question\$ or 10 question\$ or eleven question\$ or 11 question\$ or twelve question\$ or 12 question\$).tw.
- 19 (geriatric assessment/ or nursing assessment/ or exp personality



- assessment/ or "predictive value of tests"/ or exp psychiatric status rating scales/ or exp psychological tests/ or questionnaires/)  
and (exp diagnosis/ or nursing diagnosis/ or di.fs.)
- 20 mass screening/ and (index or instrument\$ or interview\$ or inventor\$ or item\$ or measure\$1 or questionnaire\$ or scale\$ or score\$ or self report\$ or subscale\$ or survey\$ or tool\$ or test form\$).ti,ab.
- 21 di.fs. and (index or instrument\$ or interview\$ or inventor\$ or item\$ or measure\$1 or questionnaire\$ or scale\$ or score\$ or screen\$ or self report\$ or subscale\$ or survey\$ or tool\$ or test form\$).ti,ab.
- 22 ((index or instrument\$ or interview\$ or inventor\$ or item\$ or measure\$1 or questionnaire\$ or scale\$ or score\$ or screen\$ or self report\$ or subscale\$ or survey\$ or tool\$ or test form\$) adj5 (detect\$ or diagnos\$ or identif\$ or predict\$ or psychodiagnos\$)).tw.
- 23 ((index or instrument\$ or interview\$ or inventor\$ or item\$ or measure\$1 or questionnaire\$ or scale\$ or score\$ or self report\$ or subscale\$ or survey\$ or tool\$ or test form\$) adj5 screen\$).tw.
- 24 (casefind\$ or (case adj (find\$ or identif\$))).ti,ab.
- 25 ((index or instrument\$ or interview\$ or inventor\$ or item\$ or measure\$1 or questionnaire\$ or scale\$ or score\$ or screen\$ or self report\$ or subscale\$ or survey\$ or tool\$ or test form\$) adj10 (detect\$ or diagnos\$ or identif\$ or predict\$ or psychodiagnos\$) adj10 (anxiet\$ or anxious\$ or (body dysmorphi\$ or dysmorphophobi\$) or ((combat adj (disorder\$ or fatigue or neuros\$ or syndrome\$)) or concentration camp syndrome or torture syndrome or war neuros\$) or ((rape adj2 trauma\$) or flash back\$ or flashback\$ or posttrauma\$ or post trauma\$ or ptsd or railway spine or re experienc\$ or reexperienc\$ or (trauma\$ and (avoidance or grief or horror or death\$ or nightmare\$ or night mare\$ or emotion\$))) or (depress\$ or dysphori\$ or dysthymi\$ or melanchol\$ or seasonal affective disorder\$) or (clean response\$ or compulsi\$ or obsession\$ or obsessive\$ or ocd or recur\$ thought\$) or panic\$ or (agoraphobi\$ or claustrophobi\$ or phobi\$) or (((extreme or trauma\$) adj stress) or (trauma\$ adj (neuros\$ or stress\$)) or acute stress or desnos or (psych\$ adj (stress or trauma\$)) or psychotrauma\$ or stress disorder\$) or (((acute or chronic\$ or extreme or incessant\$ or intense\$ or persistent\$ or serious\$ or sever\$) adj2 (apprehens\$ or doom or fear\$ or terror\$)) or hypervigil\$))).ti,ab.
- 26 ((index or instrument\$ or interview\$ or inventor\$ or item\$ or measure\$1 or questionnaire\$ or scale\$ or score\$ or screen\$ or self report\$ or subscale\$ or survey\$ or tool\$ or test form\$) adj10 (anxiet\$ or anxious\$ or (body dysmorphi\$ or dysmorphophobi\$) or ((combat adj (disorder\$ or fatigue or neuros\$ or syndrome\$)) or concentration camp syndrome or torture syndrome or war neuros\$) or ((rape adj2 trauma\$) or flash back\$ or flashback\$ or posttrauma\$ or post trauma\$ or ptsd or railway spine or re experienc\$ or reexperienc\$ or (trauma\$ and (avoidance or grief or horror or death\$ or nightmare\$ or night mare\$ or emotion\$))) or (depress\$ or dysphori\$ or dysthymi\$ or melanchol\$ or

- seasonal affective disorder\$) or (clean response\$ or compulsi\$ or obsession\$ or obsessive\$ or ocd or recur\$ thought\$) or panic\$ or (agoraphobi\$ or claustrophobi\$ or phobi\$) or (((extreme or trauma\$) adj stress) or (trauma\$ adj (neuros\$ or stress\$)) or acute stress or desnos or (psych\$ adj (stress or trauma\$)) or psychotrauma\$ or stress disorder\$) or (((acute or chronic\$ or extreme or incessant\$ or intense\$ or persistent\$ or serious\$ or sever\$) adj2 (apprehens\$ or doom or fear\$ or terror\$)) or hypervigil\$)) adj10 (detect\$ or diagnos\$ or identif\$ or predict\$ or psychodiagnos\$)).ti,ab.
- 27 ((anxiet\$ or anxious\$ or (body dysmorphi\$ or dysmorphophobi\$) or ((combat adj (disorder\$ or fatigue or neuros\$ or syndrome\$)) or concentration camp syndrome or torture syndrome or war neuros\$) or ((rape adj2 trauma\$) or flash back\$ or flashback\$ or posttrauma\$ or post trauma\$ or ptsd or railway spine or re experienc\$ or reexperienc\$ or (trauma\$ and (avoidance or grief or horror or death\$ or nightmare\$ or night mare\$ or emotion\$))) or (depress\$ or dysphori\$ or dysthymi\$ or melanchol\$ or seasonal affective disorder\$) or (clean response\$ or compulsi\$ or obsession\$ or obsessive\$ or ocd or recur\$ thought\$) or panic\$ or (agoraphobi\$ or claustrophobi\$ or phobi\$) or (((extreme or trauma\$) adj stress) or (trauma\$ adj (neuros\$ or stress\$)) or acute stress or desnos or (psych\$ adj (stress or trauma\$)) or psychotrauma\$ or stress disorder\$) or (((acute or chronic\$ or extreme or incessant\$ or intense\$ or persistent\$ or serious\$ or sever\$) adj2 (apprehens\$ or doom or fear\$ or terror\$)) or hypervigil\$)) adj10 (detect\$ or diagnos\$ or identif\$ or predict\$ or psychodiagnos\$) adj10 (index or instrument\$ or interview\$ or inventor\$ or item\$ or measure\$1 or questionnaire\$ or scale\$ or score\$ or screen\$ or self report\$ or subscale\$ or survey\$ or tool\$ or test form\$)).ti,ab.
- 28 ((index or instrument\$ or interview\$ or inventor\$ or item\$ or measure\$1 or questionnaire\$ or scale\$ or score\$ or self report\$ or subscale\$ or survey\$ or tool\$ or test form\$) adj10 Screen\$ adj10 (anxiet\$ or anxious\$ or (body dysmorphi\$ or dysmorphophobi\$) or ((combat adj (disorder\$ or fatigue or neuros\$ or syndrome\$)) or concentration camp syndrome or torture syndrome or war neuros\$) or ((rape adj2 trauma\$) or flash back\$ or flashback\$ or posttrauma\$ or post trauma\$ or ptsd or railway spine or re experienc\$ or reexperienc\$ or (trauma\$ and (avoidance or grief or horror or death\$ or nightmare\$ or night mare\$ or emotion\$))) or (depress\$ or dysphori\$ or dysthymi\$ or melanchol\$ or seasonal affective disorder\$) or (clean response\$ or compulsi\$ or obsession\$ or obsessive\$ or ocd or recur\$ thought\$) or panic\$ or (agoraphobi\$ or claustrophobi\$ or phobi\$) or (((extreme or trauma\$) adj stress) or (trauma\$ adj (neuros\$ or stress\$)) or acute stress or desnos or (psych\$ adj (stress or trauma\$)) or psychotrauma\$ or stress disorder\$) or (((acute or chronic\$ or extreme or incessant\$ or intense\$ or persistent\$ or serious\$ or sever\$) adj2 (apprehens\$ or doom

- or fear\$ or terror\$)) or hypervigil\$))).ti,ab.
- 29 ((index or instrument\$ or interview\$ or inventor\$ or item\$ or measure\$1 or questionnaire\$ or scale\$ or score\$ or self report\$ or subscale\$ or survey\$ or tool\$ or test form\$) adj10 (anxiet\$ or anxious\$ or (body dysmorphi\$ or dysmorphophobi\$) or ((combat adj (disorder\$ or fatigue or neuros\$ or syndrome\$)) or concentration camp syndrome or torture syndrome or war neuros\$) or ((rape adj2 trauma\$) or flash back\$ or flashback\$ or posttrauma\$ or post trauma\$ or ptsd or railway spine or re experienc\$ or reexperienc\$ or (trauma\$ and (avoidance or grief or horror or death\$ or nightmare\$ or night mare\$ or emotion\$))) or (depress\$ or dysphori\$ or dysthymi\$ or melanchol\$ or seasonal affective disorder\$) or (clean response\$ or compulsi\$ or obsession\$ or obsessive\$ or ocd or recur\$ thought\$) or panic\$ or (agoraphobi\$ or claustrophobi\$ or phobi\$) or (((extreme or trauma\$) adj stress) or (trauma\$ adj (neuros\$ or stress\$)) or acute stress or desnos or (psych\$ adj (stress or trauma\$)) or psychotrauma\$ or stress disorder\$) or (((acute or chronic\$ or extreme or incessant\$ or intense\$ or persistent\$ or serious\$ or sever\$) adj2 (apprehens\$ or doom or fear\$ or terror\$)) or hypervigil\$)) adj10 Screen\$).ti,ab.
- 30 ((anxiet\$ or anxious\$ or (body dysmorphi\$ or dysmorphophobi\$) or ((combat adj (disorder\$ or fatigue or neuros\$ or syndrome\$)) or concentration camp syndrome or torture syndrome or war neuros\$) or ((rape adj2 trauma\$) or flash back\$ or flashback\$ or posttrauma\$ or post trauma\$ or ptsd or railway spine or re experienc\$ or reexperienc\$ or (trauma\$ and (avoidance or grief or horror or death\$ or nightmare\$ or night mare\$ or emotion\$))) or (depress\$ or dysphori\$ or dysthymi\$ or melanchol\$ or seasonal affective disorder\$) or (clean response\$ or compulsi\$ or obsession\$ or obsessive\$ or ocd or recur\$ thought\$) or panic\$ or (agoraphobi\$ or claustrophobi\$ or phobi\$) or (((extreme or trauma\$) adj stress) or (trauma\$ adj (neuros\$ or stress\$)) or acute stress or desnos or (psych\$ adj (stress or trauma\$)) or psychotrauma\$ or stress disorder\$) or (((acute or chronic\$ or extreme or incessant\$ or intense\$ or persistent\$ or serious\$ or sever\$) adj2 (apprehens\$ or doom or fear\$ or terror\$)) or hypervigil\$)) adj10 screen\$ adj10 (index or instrument\$ or interview\$ or inventor\$ or item\$ or measure\$1 or questionnaire\$ or scale\$ or score\$ or self report\$ or subscale\$ or survey\$ or tool\$ or test form\$)).ti,ab.
- 31 or/1-30
- 32 (area under curve or predictive value of tests or reproducibility of results or roc curve or validation studies).sh. or "sensitivity and specificity"/
- 33 (accurac\$ or accurat\$ or area under curve or auc value\$ or (likelihood adj3 ratio\$) or (diagnostic adj2 odds ratio\$) or ((pretest or pre test or posttest or post test) adj2 probabilit\$) or (predict\$ adj3 value\$) or receiver operating characteristic or (roc adj2 curv\$) or reliabil\$ or sensitiv\$ or specificit\$ or valid\$).tw.

34 or/32-33  
35 31 and 34

*c) Systems for organising and developing care pathways*

Medline – Ovid SP interface

- 1 critical pathways.sh.
- 2 (models, nursing or models, organizational or models, theoretical).sh.  
and (care or healthcare or health care or service\$.hw.
- 3 delivery of health care, integrated/
- 4 (pathway\$1 or path way\$1).ti,ab. and quality\$.hw.
- 5 ((icp\$1 and (path way\$ or pathway\$)) or icp tool\$ or ((pathway\$ or  
path way\$) adj5 tool\$)).ti,ab.
- 6 ((collaborat\$ or coordinat\$ or co ordinat\$ or enhanced or match\$ or  
shared or step\$) adj2 (care or decision making or healthcare or  
intervention\$ or program\$ or therap\$ or treat\$ or system\$)).ti,ab.
- 7 ((collaborat\$ or coordinat\$ or co ordinat\$ or cooperative\$ or co  
operative\$ or interdisciplin\$ or inter disciplin\$ or interprofessional or  
inter professional or liaison or multidisciplin\$ or multi disciplin\$ or  
multiprofessional\$ or multi professional\$ or teamwork\$ or team\$1 or  
workteam\$) adj8 (map\$ or model\$1 or path\$1 or pathway\$ or path  
way\$)).ti. or ((collaborat\$ or cooperative\$ or co operative\$ or  
coordinat\$ or co ordinat\$ or interdisciplin\$ or inter disciplin\$ or  
interprofessional or inter professional or liaison or multidisciplin\$ or  
multi disciplin\$ or multiprofessional\$ or multi professional\$ or  
teamwork\$ or team\$1 or workteam\$) adj3 (map\$ or model\$1 or path\$1  
or pathway\$ or path way\$)).ti,ab.
- 8 (integrat\$ adj3 (map\$ or model\$1 or path\$1 or pathway\$ or  
path way\$)).ti,ab.
- 9 ((care or interven\$ or healthcare or intervention\$ or program\$ or  
therap\$ or treat\$ or organi?ation\$ or system\$) and (model\$1 or path  
way\$ or pathway\$) and (collaborat\$ or cooperative\$ or co operative\$  
or coordinat\$ or co ordinat\$ or interdisciplin\$ or inter disciplin\$ or  
interprofessional or inter professional or liaison or multidisciplin\$ or  
multi disciplin\$ or multiprofessional\$ or multi professional\$ or team\$1  
or teamwork\$)).ti,ab.
- 10 (disease management adj3 (model\$ or pathway\$ or path\$1 or path  
way\$ or program\$)).ti,ab.
- 11 (((consumer\$ or delivery or diagnos\$ or inpatient\$ or interven\$ or  
patient\$ or refer or refers or referral\$ or referred or referring or  
service\$ or therap\$ or treat\$) adj2 (model\$ or pathway\$ or path way\$))  
not signalling pathway\$)).ti,ab.
- 12 (((care or caring or clinical or critical) adj2 (map\$ or path\$1 or path  
way\$ or pathway\$)) or care plan\$)).ti,ab.
- 13 (model\$ adj3 (care or fidelit\$ or healthcare or organi?ation\$ or quality

- or service\$)).ti,ab.
- 14 (complex adj2 (intervention\$ or manag\$ or model\$)).ti,ab.
- 15 ((component\$ or multicomponent\$) adj4 delivery adj3 (care or healthcare or interven\$ or program\$ or service\$ or therap\$ or treat\$)).ti,ab.
- 16 emergency medical services/og or exp emergency services, hospital/og or emergency services, psychiatric/og or emergency medical service communication systems/og or triage/ or triage.ti,ab.
- 17 ((client\$ or consumer\$ or patient\$ or people or person\$1 or subject\$) and (refer\$ themself\$ or self refer\$)).ti. or ((client\$ or consumer\$ or patient\$ or people or person\$1 or subject\$) adj8 (refer\$ themself\$ or self refer\$)).ti,ab.
- 18 (out reach or outreach).ti,ab.
- 19 (((primary adj2 (healthcare or care)) or (family adj (doctor\$ or physician\$ or practice\$)) or general practi\$ or practitioner\$) adj2 (network\$ or partnership\$)).ti,ab.
- 20 ((direct\$ or open or unconstrain\$ or unrestrict\$) adj2 (refer\$ or access)).ti,ab.
- 21 gatekeeping.sh. or ((gatekeep\$ or gate keep\$) adj10 access\$).ti,ab.
- 22 ((gatekeep\$ or gate keep\$) adj10 (doctor\$ or (family adj (physician\$ or practic\$)) or general practic\$ or health cent\$ or health visitor\$ or nurs\$ or practitioner\$ or primary care)).ti,ab.
- 23 (generic referral or (single point adj2 access\$)).ti,ab.
- 24 \*continuity of patient care/ or ((continuum or continuity) adj2 care).ti,ab.
- 25 critical pathway\$.so.
- 26 or/1-25

### ***Search filters***

*Health economics and quality of life search filter – this is an adaptation of a filter designed by the NHS Centre for Reviews and Dissemination at the University of York.*

#### **Medline – Ovid SP interface**

1. budgets/ or exp "costs and cost analysis"/ or economics, hospital/ or economics, medical/ or economics, nursing/ or economics, pharmaceutical/ or economics/ or "fees and charges"/ or financial management, hospital/ or financial management/ or health care rationing/ or health priorities/ or health resources/ or "health services needs and demand"/ or models, econometric/ or models, economic/ or resource allocation/
2. (cost\$ or financ\$ or fiscal\$ or funding or price or prices or pricing or resource\$).ti.
3. (economic\$ or pharmacoeconomic\$).ti,ab.
4. (budget\$ or expenditure\$).ti,ab.

5. (cost adj2 (effectiv\$ or reduc\$ or saving\$)).ti,ab.
6. (value adj2 money).ti,ab.
7. quality-adjusted life years/
8. (qaly\$ or lifeyear\$ or life year\$).ti,ab.
9. or/1-8

## APPENDIX 9: METHODOLOGY CHECKLISTS FOR ECONOMIC STUDIES

### Full economic evaluations

**Author:**

**Date:**

**Title:**

	Study design	Yes	No	NA
1	The research question is stated	<input type="checkbox"/>	<input type="checkbox"/>	
2	The viewpoint(s) of the analysis are clearly stated	<input type="checkbox"/>	<input type="checkbox"/>	
3	The alternatives being compared are relevant	<input type="checkbox"/>	<input type="checkbox"/>	
4	The rationale for choosing the alternative programmes or interventions compared is stated	<input type="checkbox"/>	<input type="checkbox"/>	
5	The alternatives being compared are clearly described	<input type="checkbox"/>	<input type="checkbox"/>	
6	The form of economic evaluation used is justified in relation to the question addressed	<input type="checkbox"/>	<input type="checkbox"/>	
<b>Data collection</b>				
1	The source of effectiveness data used is stated	<input type="checkbox"/>	<input type="checkbox"/>	
2	Details of the design and results of the effectiveness study are given	<input type="checkbox"/>	<input type="checkbox"/>	<input type="checkbox"/>
3	The primary outcome measure(s) for the economic evaluation are clearly stated	<input type="checkbox"/>	<input type="checkbox"/>	
4	Methods to value health states and other benefits are stated	<input type="checkbox"/>	<input type="checkbox"/>	
5	Details of the subjects from whom valuations were obtained are given	<input type="checkbox"/>	<input type="checkbox"/>	
6	Indirect costs (if included) are reported separately	<input type="checkbox"/>	<input type="checkbox"/>	<input type="checkbox"/>
7	Quantities of resources are reported separately from their unit costs	<input type="checkbox"/>	<input type="checkbox"/>	
8	Methods for the estimation of quantities and unit costs are described	<input type="checkbox"/>	<input type="checkbox"/>	
9	Currency and price data are recorded	<input type="checkbox"/>	<input type="checkbox"/>	
10	Details of currency of price adjustments for inflation or currency conversion are given	<input type="checkbox"/>	<input type="checkbox"/>	<input type="checkbox"/>
11	Details of any models used are given	<input type="checkbox"/>	<input type="checkbox"/>	<input type="checkbox"/>
12	The choice of model used and the key parameters on which it is based are justified	<input type="checkbox"/>	<input type="checkbox"/>	<input type="checkbox"/>

### Analysis and interpretation of results

1	Time horizon of costs and benefits is stated	<input type="checkbox"/>	<input type="checkbox"/>	
2	The discount rate(s) is stated	<input type="checkbox"/>	<input type="checkbox"/>	<input type="checkbox"/>
3	The choice of rate(s) is justified	<input type="checkbox"/>	<input type="checkbox"/>	<input type="checkbox"/>
4	An explanation is given if costs or benefits are not discounted	<input type="checkbox"/>	<input type="checkbox"/>	<input type="checkbox"/>
5	Details of statistical tests and confidence intervals are given for stochastic data	<input type="checkbox"/>	<input type="checkbox"/>	<input type="checkbox"/>
6	The approach to sensitivity analysis is given	<input type="checkbox"/>	<input type="checkbox"/>	
7	The choice of variables for sensitivity analysis is given	<input type="checkbox"/>	<input type="checkbox"/>	
8	The ranges over which the variables are varied are stated	<input type="checkbox"/>	<input type="checkbox"/>	
9	Relevant alternatives are compared	<input type="checkbox"/>	<input type="checkbox"/>	
10	Incremental analysis is reported	<input type="checkbox"/>	<input type="checkbox"/>	<input type="checkbox"/>
11	Major outcomes are presented in a disaggregated as well as aggregated form	<input type="checkbox"/>	<input type="checkbox"/>	
12	The answer to the study question is given	<input type="checkbox"/>	<input type="checkbox"/>	
13	Conclusions follow from the data reported	<input type="checkbox"/>	<input type="checkbox"/>	
14	Conclusions are accompanied by the appropriate caveats	<input type="checkbox"/>	<input type="checkbox"/>	



**Partial economic evaluations****Author:****Date:****Title:**

	<b>Study design</b>	Yes	No	NA
1	The research question is stated	<input type="checkbox"/>	<input type="checkbox"/>	
2	The viewpoint(s) of the analysis is clearly stated and justified	<input type="checkbox"/>	<input type="checkbox"/>	
	<b>Data collection</b>			
1	Details of the subjects from whom valuations were obtained are given	<input type="checkbox"/>	<input type="checkbox"/>	
2	Indirect costs (if included) are reported separately	<input type="checkbox"/>	<input type="checkbox"/>	<input type="checkbox"/>
3	Quantities of resources are reported separately from their unit costs	<input type="checkbox"/>	<input type="checkbox"/>	
4	Methods for the estimation of quantities and unit costs are described	<input type="checkbox"/>	<input type="checkbox"/>	
5	Currency and price data are recorded	<input type="checkbox"/>	<input type="checkbox"/>	
6	Details of currency of price adjustments for inflation or currency conversion are given	<input type="checkbox"/>	<input type="checkbox"/>	<input type="checkbox"/>
7	Details of any model used are given	<input type="checkbox"/>	<input type="checkbox"/>	<input type="checkbox"/>
8	The choice of model used and the key parameters on which it is based are justified	<input type="checkbox"/>	<input type="checkbox"/>	<input type="checkbox"/>
	<b>Analysis and interpretation of results</b>			
1	Time horizon of costs is stated	<input type="checkbox"/>	<input type="checkbox"/>	
2	The discount rate(s) is stated	<input type="checkbox"/>	<input type="checkbox"/>	<input type="checkbox"/>
3	Details of statistical tests and confidence intervals are given for stochastic data	<input type="checkbox"/>	<input type="checkbox"/>	<input type="checkbox"/>
4	The choice of variables for sensitivity analysis is given	<input type="checkbox"/>	<input type="checkbox"/>	
5	The ranges over which the variables are varied are stated	<input type="checkbox"/>	<input type="checkbox"/>	
6	Appropriate sensitivity analysis is performed	<input type="checkbox"/>	<input type="checkbox"/>	
7	The answer to the study question is given	<input type="checkbox"/>	<input type="checkbox"/>	
8	Conclusions follow from the data reported	<input type="checkbox"/>	<input type="checkbox"/>	
9	Conclusions are accompanied by the appropriate caveats	<input type="checkbox"/>	<input type="checkbox"/>	

*Care pathways for depression and anxiety*

<b>Study:</b> Hakkaart-Van Roijen <i>et al.</i> , (2006) Cost-utility of brief psychological treatment for depression and anxiety. British Journal of Psychiatry , 188: 323-29			
<b>Economic Question:</b> Brief therapy <b>versus</b> and CBT versus care as usual for depression and anxiety			
Section 1: Applicability (relevance to specific guideline review question and the NICE reference case)		Yes/ Partly/ No/Unclear /NA	Comments
1.1	Is the study population appropriate for the guideline?	Yes	Patients with DMS_IV diagnoses of major depressive disorder, dysthymic disorder, panic disorder, social phobia and GAD
1.2	Are the interventions appropriate for the guideline?	Partly	Usual care in the Netherlands
1.3	Is the healthcare system in which the study was conducted sufficiently similar to the current UK NHS context?	Partly	Netherlands – public funded system but standard care may differ
1.4	Are costs measured from the NHS and personal social services (PSS) perspective?	Partly	Direct healthcare costs and productivity losses due to absenteeism from work
1.5	Are all direct health effects on individuals included?	Yes	
1.6	Are both costs and health effects discounted at an annual rate of 3.5%?	NA	Time horizon 18 months
1.7	Is the value of health effects expressed in terms of quality-adjusted life years (QALYs)?	Yes	
1.8	Are changes in health-related quality of life (HRQoL) reported directly from patients and/or carers?	Yes	Patients' values from the EQ-5D questionnaire
1.9	Is the valuation of changes in HRQoL (utilities) obtained from a representative sample of the general public?	No	Dutch weightings
1.10 Overall judgement: <b>Not applicable</b>			
Other comments: Brief therapy in the Netherlands is defined as a formalized 'stepped-care' approach that focuses mainly on the present and on abilities instead of disabilities. Usual care in the Netherlands is not formalized and a multidisciplinary team can choose therapy from a wide variety of treatment options. The number of sessions depends on the therapy that is offered.			
Section 2: Study limitations (level of methodological quality)		Yes/ Partly/ No/Unclear /NA	Comments

Does the model structure adequately reflect the nature of the health condition under evaluation?	Yes	
Is the time horizon sufficiently long to reflect all important differences in costs and outcomes?	Partly	18 months - future relapses & costs not considered
Are all important and relevant health outcomes included?	Yes	mpact of side effects on HRQoL not considered
Are the estimates of baseline health outcomes from the best available source?	Partly	RCT
Are the estimates of relative treatment effects from the best available source?	Yes	RCT
Are all important and relevant costs included?	Yes	
Are the estimates of resource use from the best available source?	Yes	Trimbos and iMTA Questionnaire on Costs and Associated with Psychiatric Illness (TiC-P)- Actual data
Are the unit costs of resources from the best available source?	Partly	Literature and National sources
Is an appropriate incremental analysis presented or can it be calculated from the data?	Yes	
Are all important parameters whose values are uncertain subjected to appropriate sensitivity analysis?	No	Limited sensitivity analysis
Is there no potential conflict of interest?	No	

### *Case identification*

<b>Study:</b> Hewitt <i>et al.</i> , (2009) <b>Methods to identify postnatal depression in primary care: an integrated evidence synthesis and value of information analysis.</b> Health Technology Assessment 2009; Vol. 13: No. 36		
<b>Economic Question:</b> 14 Identification strategies for postnatal depression in primary care		
<b>Section 1: Applicability (relevance to specific guideline review question and the NICE reference case)</b>	<b>Yes/ Partly/ No/Unclear/ NA</b>	<b>Comments</b>

1.1	Is the study population appropriate for the guideline?	Partly	Women in prenatal or postnatal period that underwent an identification test for depression and compared it to reference standard (diagnostic interview)
1.2	Are the interventions appropriate for the guideline?	Yes	
1.3	Is the healthcare system in which the study was conducted sufficiently similar to the current UK NHS context?	Yes	
1.4	Are costs measured from the NHS and personal social services (PSS) perspective?	Yes	
1.5	Are all direct health effects on individuals included?	Yes	
1.6	Are both costs and health effects discounted at an annual rate of 3.5%?	NA	Time horizon 12 months
1.7	Is the value of health effects expressed in terms of quality-adjusted life years (QALYs)?	Yes	
1.8	Are changes in health-related quality of life (HRQoL) reported directly from patients and/or carers?	NA	Literature
1.9	Is the valuation of changes in HRQoL (utilities) obtained from a representative sample of the general public?	NA	Literature
<b>1.10 Overall judgement: Partially applicable</b>			
Other comments:			
<b>Section 2: Study limitations (level of methodological quality)</b>		<b>Yes/ Partly/ No/Unclear/ NA</b>	<b>Comments</b>
2.1	Does the model structure adequately reflect the nature of the health condition under evaluation?	Yes	
2.2	Is the time horizon sufficiently long to reflect all important differences in costs and outcomes?	Partly	12 months - future relapses & costs not considered
2.3	Are all important and relevant health outcomes included?	Yes	
2.4	Are the estimates of baseline health outcomes from the best available source?	Partly	RCTs, cross-sectional studies, case-control studies cohort studies
2.5	Are the estimates of relative treatment effects from the best available source?	Yes	RCTs & controlled trials
2.6	Are all important and relevant costs included?	Yes	
2.7	Are the estimates of resource use from the best available source?	Partly	NICE Guideline
2.8	Are the unit costs of resources from the best available source?	Yes	National sources
2.9	Is an appropriate incremental analysis presented or can it be calculated from the data?	Yes	
2.10	Are all important parameters whose values are uncertain subjected to appropriate sensitivity analysis?	Yes	
2.11	Is there no potential conflict of interest?	No	
<b>2.12 Overall assessment:</b>			
Other comments:			

Study: Guideline economic model			
Economic Question: Assessment tool and Treatment for people with Anxiety			
Section 1: Applicability (relevance to specific guideline review question and the NICE reference case)		Yes/ Partly/ No/Unclear/ NA	Comments
1.1	Is the study population appropriate for the guideline?	Yes	People with suspected Anxiety
1.2	Are the interventions appropriate for the guideline?	Yes	
1.3	Is the healthcare system in which the study was conducted sufficiently similar to the current UK NHS context?	Yes	Guideline analysis
1.4	Are costs measured from the NHS and personal social services (PSS) perspective?	Yes	
1.5	Are all direct health effects on individuals included?	Yes	
1.6	Are both costs and health effects discounted at an annual rate of 3.5%?	NA	Time horizon less than one year
1.7	Is the value of health effects expressed in terms of quality-adjusted life years (QALYs)?	Yes	
1.8	Are changes in health-related quality of life (HRQoL) reported directly from patients and/or carers?	Yes	SF-6D scores
1.9	Is the valuation of changes in HRQoL (utilities) obtained from a representative sample of the general public?	Yes	SF-6D algorithm
1.10	Overall judgement: Directly applicable		
Other comments:			
Section 2: Study limitations (level of methodological quality)		Yes/ Partly/ No/Unclear/ NA	Comments

2.1	Does the model structure adequately reflect the nature of the health condition under evaluation?	Yes	
2.2	Is the time horizon sufficiently long to reflect all important differences in costs and outcomes?	Yes	
2.3	Are all important and relevant health outcomes included?	Partly	Impact of tolerable side effects not considered, Drop out rates from treatments were not considered
2.4	Are the estimates of baseline health outcomes from the best available source?	Partly	RCT
2.5	Are the estimates of relative treatment effects from the best available source?	Yes	RCT
2.6	Are all important and relevant costs included?	Partly	Costs of treating side effects not considered, Cost due to drop-out from treatment not considered
2.7	Are the estimates of resource use from the best available source?	Partly	Based on RCT data, a national survey and GDG expert opinion
2.8	Are the unit costs of resources from the best available source?	Yes	UK national sources
2.9	Is an appropriate incremental analysis presented or can it be calculated from the data?	Yes	
2.10	Are all important parameters whose values are uncertain subjected to appropriate sensitivity analysis?	Partly	Deterministic sensitivity analysis
2.11	Is there no potential conflict of interest?	Yes	
2.12	Overall assessment: <b>Minor limitations</b>		
Other comments:			

## APPENDIX 10: EVIDENCE TABLES FOR ECONOMIC STUDIES

### Care pathways

Study Country Study type	Intervention details	Study population Study design Data sources	Costs: description and values Outcomes: description and values	Results: Cost- effectiveness	Comments
Hakkaart <i>et al.</i> , 2006  Netherlands  Cost-utility analysis	Interventions: Brief therapy: a formalized stepped care approach CBT: maximum number of sessions 15  Care as usual, not formalized. A multidisciplinary team can choose the suitable therapy from a variety of treatment options. The number of sessions depends on the therapy chosen	People with DSM-IV diagnoses of major depressive disorder, dysthymic disorder, social phobia and GAD  Source of clinical effectiveness data: multi-centre randomised trial  Source of resource use: Actual data using the Trimbos and iMTA Questionnaire on Costs Associated with Psychiatric Illness (TiC-P) questionnaire  Source of unit costs: published sources	Costs: Contacts with health care providers (general practitioners, psychiatrists, medical specialist, physiotherapist, alternative health practitioner), day care and hospitalization and medications. Productivity losses due to absenteeism from work  Total costs per personQ Direct Medical Costs: Care as Usual 3360€ CBT: 3127€ Brief therapy: 3679€ Indirect Costs: Care as Usual 6151€ CBT: 6621€ Brief therapy: 6537€  <u>Primary outcome:</u> number of Quality-Adjusted Life-Years (QALYs)  Care as Usual: 0.91 QALYs Brief Therapy: 0.94 QALYs CBT: 0.94 QALYs	Usual care is dominated by CBT as it is more expensive and less effective ICER of CBT versus brief therapy:  €222 956 per QALY gained  Sensitivity analysis – of the missing data using linear extrapolation and complete case analysis No significant changes	Perspective: societal perspective Currency: Euros (€) Cost year: 2002 Time horizon: 18 months Discounting: not needed Applicability: non- applicable

*Case identification*

Study Country Study type	Intervention details	Study population Study design Data sources	Costs: description and values Outcomes: description and values	Results: Cost-effectiveness	Comments
Hewitt <i>et al.</i> , 2009  UK  Health Technology Appraisal	Interventions: Identification measures for Post-Natal Depression.  A total of 14 identification methods: : the model compared the Edinburgh Postnatal Depression Scale (EPDS) at different cut-off points with the Beck Depression Inventory (BDI) and routine care	Women in the prenatal or postnatal (up to one year) period that compared an identification test for depression with a reference standard  Decision-analytic modelling for identification methods and Probabilistic treatment model  Source of clinical effectiveness data: systematic literature review  Source of resource use estimates: Nice Guideline*, expert opinion  Source of unit costs: national sources	Costs: Visits to clinical psychologist, health visitor ,GP, Community psychiatric nurse; structured psychological therapy, additional care  Treatment Model: Mean cost per person: Structured psychological therapy: £792.10 Listening home visits: £946.48 Usual Care: £0  <u>Outcome:</u> Quality- Adjusted Life-Years Structured psychological therapy: 0.7489 Listening home visits: 0.7513 Usual Care: 0.7036  Identification Model: Routine Care: Costs: £49.29 QALYs: 0.846 EPDS for cut-points from 7-16: Cost range: £73.49 (cut point 16) to £187.32 (cut point 8) QALYs range: 0.846- 0.847 BDI (cut point 10): Costs: £121.51 QALYs: 0.847	ICER of the EPDS at a cut point of 16 versus routine care: £41,103 per QALY  ICER of EPDS at a cut point of 14 versus EPDS at a cut point 16 was £49,928 per QALY	Perspective: NHS Currency: UK£ Cost year: 2006/07 Time horizon: 12 months Discounting: not needed Applicability: applicable

NICE. Antenatal and postnatal mental health. The NICE guideline on clinical management and service guidance. London: British Psychological Society and Royal College of Psychiatrists; 200



## APPENDIX 11: RESEARCH RECOMMENDATIONS

1. In people with suspected anxiety:
  - a. What is the clinical utility of using the GAD-2 compared to routine GP case identification?
  - b. Does diagnostic accuracy vary for the different anxiety disorders?
  - c. Should an avoidance question be added to improve diagnostic accuracy?

### **Why is this important?**

There is good evidence of poor detection and under-recognition in primary care of anxiety disorders. Case identification questions for anxiety disorders are not well developed. There is reasonable evidence that the GAD-2 may have clinical utility as case identification tool for generalised anxiety disorder, but there is greater uncertainty about its utility for other anxiety disorders, in particular those with an element of phobic avoidance. Understanding whether the GAD-2 plus or minus a additional phobia question would improve diagnostic accuracy would be an important contribution to the identification of anxiety disorders.

This should be answered by a well designed cohort study in which the GAD-2 is compared with a diagnostic gold-standard for a range of anxiety disorders. The cost-effectiveness of this approach should also be assessed.

2. For people with a suspected common mental health disorder, what is the clinical effectiveness and cost-effectiveness of using a comprehensive assessment (conducted by mental health professional) versus a brief assessment (conducted by a para-professional)?

### **Why is this important?**

Uncertainty remains about the accuracy and consequent identification of appropriate treatment by par-professionals in primary care. An assessment by a mental health professional will probably result in more accurate identification of problems and appropriate treatment, but is likely to entail greater cost and potentially significant longer wait times for interventions, both of which can have deleterious effects on care.

This question should be answered using a randomised controlled design which reports short-term and medium-term outcomes (including cost-effectiveness outcomes) of at least 12 months' duration.

3. What methodology should be used to allow 'walking across' from one common mental health disorder assessment instrument to another?

**Why is this important?**

A number of different ratings scales for depression and anxiety disorders are in current use, both in research studies and clinical practice. This makes obtaining comparative estimates of clinical outcomes at the individual level difficult when moving between research and clinical settings, and also between clinical settings. A method which allowed for prompt and easy read (walk across) between would have potentially significant clinical benefit in routine care.

This question should be answered by developing a new method and subsequent data analysis of existing data sets to facilitate comparison between commonly used measures.

4. In people with a common mental health disorder, what is the clinical utility of routine outcome monitoring and is it cost-effective when compared to standard care?

**Why is this important?**

Routine outcomes measurement is increasingly a part of delivery of psychological interventions, particular in the IAPT programme. There is evidence from this programme and from some other studies that routine outcomes measurement may bring real benefits. However, there is much less evidence for pharmacological interventions, and little evidence for either pharmacological or psychological interventions, on the cost-effectiveness of routine outcomes measurement. If routine outcomes measurement was shown to be cost-effective across the range of common mental health disorders it could be associated with improved treatment outcomes, because of its impact on healthcare professionals' behaviour and the prompter availability of appropriate treatment interventions in light of feedback from the measurement.

This should be tested in a randomised controlled trial in which different frequencies of routine outcome measurement are compared, for example at beginning and end of treatment at regular intervals and at every appointment.

5. For people with a common mental health disorder, is the use of a simple algorithm (based on factors associated with treatment response) when compared to a standard clinical assessment more clinically effective and cost-effective?

### **Why is this important?**

There are well established systems for the assessment of mental states, in primary and secondary care services, for common mental disorders. One key function of such assessment is to identify both appropriate treatments and to obtain an indication of likely response to such treatments, thereby informing patient choice and leading to clinically and cost-effective interventions.

Although the reliability of diagnostic systems is much improved, data on appropriate treatment response indicators remains poor, with factors such as chronicity and severity emerging as some of the most reliable indicators. Other factors may also be identified which, if they could be developed into a simple algorithm, could inform treatment choice decisions at many levels in the healthcare system. Treatment choice can include complex assessment and discussion of options but the validity of such assessments appears to be low. Would the use of a number of simple indicators (for example, chronicity, severity, comorbidity) not only provide for a better indication of likely treatment response. Using existing individual patient data, could a simple algorithm be developed for testing in a prospective study?

This should be tested in a two stage programme of research. First a review of existing trial data sets to identify potential predictors and then to develop an algorithm and secondly a randomised controlled trial in which the algorithm is tested against expert clinical prediction.

6. For people with both anxiety and depression, what do you treat first to improve the outcome for the service user?

### **Why is this important?**

Comorbidity between depression and anxiety disorders is common. At present there is little empirical evidence to guide practitioners or patients in choosing which disorder should be treated first. Given that for many disorders the treatment strategies, particularly for psychological approaches, can be significantly different, Guidance for healthcare professionals and patients on the appropriate sequencing of psychological treatment intervention would be likely to significantly improve interventions.

This should be tested in a randomised trial of in which patients who have a dual diagnosis of an anxiety disorder and depression and where there is uncertainty about the appropriate sequencing of treatment should be randomised to different sequencing of treatment. The clinical and cost effectiveness of the interventions should be tested at end of treatment and at 12 month follow up.

## 9 REFERENCES

- Abramowitz, J. S. (2004) Treatment of obsessive-compulsive disorder in patients who have comorbid major depression. *Journal of Clinical Psychology*, 60, 1133–1141.
- Abramowitz, J. S., Schwartz, S.A., Moore, K.M., *et al.* (2003) Obsessive-compulsive symptoms in pregnancy and the puerperium: a review of the literature. *Journal of Anxiety Disorders*, 17, 461–478.
- Abramowitz, J. S. (2007) Effectiveness of psychological and pharmacological treatments for obsessive-compulsive disorder: a quantitative review. *Journal of Consulting and Clinical Psychology*, 65, 44–52.
- Adler, R., Vasiliadis, A. & Bickell, N. (2010) The relationship between continuity and patient satisfaction: a systematic review. *Family Practice*, 27, 171–178.
- Adli, M., Bauer, M. & Rush, A. J. (2006) Algorithms and collaborative-care systems for depression: are they effective and why? A systematic review. *Biological Psychiatry*, 59, 1029–1038.
- Aertgeerts, B., Buntinx, F. & Kester, A. (2004) The value of the CAGE in screening for alcohol abuse and alcohol dependence in general clinical populations: a diagnostic meta-analysis. *Journal Clinical Epidemiology*, 57, 30–9.
- Agarwal, G. & Crooks, V. A. (2008) The nature of informational continuity of care in general practice. *British Journal of General Practice*, 58, e17–24.
- Agency for Healthcare Research and Quality, Pignone, M. P., Gaynes, B. N., *et al.* (2002) Screening for depression in adults: a summary of the evidence for the U.S. Preventive Services Task Force. *Annals of Internal Medicine*, 136, 765–776.
- AGREE Collaboration (2003) Development and validation of an international appraisal instrument for assessing the quality of clinical practice guidelines: the AGREE project. *Quality and Safety in Health Care*, 12, 18–23.
- Akesson, K. M., Saveman, B. I. & Nilsson, G. (2007) Health care consumers' experiences of information communication technology- a summary of literature. *International Journal of Medical Informatics*, 76, 633–645.

Akiskal, H. S. (1986) A developmental perspective on recurrent mood disorders: a review of studies in man. *Psychopharmacology Bulletin*, 22, 579–586.

Almond, S. & Healey, A. (2003) Mental health and absence from work. *Work, Employment and Society*, 17, 731–742.

Altman, D. & Bland, M. (1994a) Statistics notes: Diagnostic tests 2: predictive values. *British Medical Journal*, 309, 102.

Altman, D. & Bland, M. (1994b) Statistics notes: Diagnostic tests 1: sensitivity and specificity. *British Medical Journal*, 308, 1552.

American Psychiatric Association (2000) Diagnostic and Statistical Manual of Mental Disorders DSM-IV-TR. Arlington, VA: *American Psychiatric Association*.

Anderson, C., Blenkinsopp, A. & Armstrong, M. (2001) Feedback from community pharmacy users on the contribution of community pharmacy to improving the public's health: a systematic review of the peer reviewed and non-peer reviewed literature 1990-2002. *Health Expectations*, 7, 191-202.

Anderson, L. M., Scrimshaw, S. C., Fullilove, M. T., et al. (2003) Culturally competent healthcare systems: a systematic review. *American Journal of Preventative Medicine*, 24, 68-79.

Andrews, G. & Jenkins, R. (eds) (1999) *Management of Mental Disorders* (UK edn, vol. 1). Sydney: WHO Collaborating Centre for Mental Health and Substance Misuse.

Andrews, G., Sanderson, K., Corry, J., et al. (2004) Utilising survey data to inform public policy: comparison of the cost-effectiveness of treatment of ten mental disorders. *The British Journal of Psychiatry*, 184, 526-533.

Andrews, G. & Slade, T. (2001) Interpreting scores on the Kessler Psychological Distress Scale (K10). *Australian and New Zealand Journal of Public Health*, 25, 494-497.

Andrews, G., Slade, T. & Peters, L. (1999) Classification in psychiatry: ICD-10 versus DSM-IV. *British Journal of Psychiatry*, 174, 3-5.

Andlin-Sobocki, P., Jönsson, B., Wittchen, H. U., et al. (2005) Cost of disorders of the brain in Europe. *European Journal of Neurology*, 12, 1-27.

Angst, J., Gamma, A. & Endrass, J. (2003) Risk factors for the bipolar and depression spectra. *Acta Psychiatrica Scandinavica*, 108, 15-19.

Antony, M. M., Roth, D., Swinson, R. P., et al. (1998) Illness intrusiveness in

individuals with panic disorder, obsessive-compulsive disorder, or social phobia. *Journal of Nervous and Mental Disease*, 186, 311–315.

Apter, A., Horesh, N., Gothelf, D., *et al.* (2003) Depression and suicidal behavior in adolescent inpatients with obsessive compulsive disorder. *Journal of Affective Disorders*, 75, 181–189.

Arnau, R., Meagher, M. W., Norris, M. P., *et al.* (2001) Psychometric evaluation of the Beck Depression Inventory-II with primary care medical patients. *Health Psychology*, 20, 112–119.

Arroll, B., Goodyear-Smith, F., Kerse, N., *et al.* (2005) Effect of the addition of a 'help' question to two screening questions on specificity for diagnosis of depression in general practice: Diagnostic validity study. *British Medical Journal*, 331, 884.

Arroll, B., Khin, N. & Kerse, N. (2003) Screening for depression in primary care with two verbally asked questions: cross sectional study. *British Medical Journal*, 327, 1144–1146.

Azarmina, P. & Wallace, P. (2005) Remote interpretation in medical encounters: a systematic review. *Journal of Telemedicine and Telecare*, 11, 140–145.

Badamgarav, E., Weingarten, S.R., Henning, J.M., *et al.* (2003) Effectiveness of disease management programs in depression: a systematic review. *American Journal of Psychiatry*, 160, 2080–2090.

Bajaj, P., Borreani, E., Ghosh, P., *et al.* (2008) Screening for suicidal thoughts in primary care: the views of patients and general practitioners. *Mental Health in Family Medicine* 5, 229–235.

Balas, E. A., Jaffrey, F., Kuperman, G. J., *et al.* (1997) Electronic communication with patients evaluation of distance medicine technology. *Journal of the American Medical Association*, 278, 152–159.

Baldwin, D. S., Anderson, I. M., Nutt, D. J., *et al.* (2005) Evidence-based guidelines for the pharmacological treatment of anxiety disorders: recommendations from the British Association for Psychopharmacology. *Journal of Psychopharmacology*, 19, 567–596.

Barbui, C. & Tansella, M. (2006) Identification and management of depression in primary care settings. A meta-review of evidence. *Epidemiologia e Psichiatria Sociale*, 15, 276–283.

- Barlow, D. H. (2000) Cognitive-behavioral therapy, imipramine, or their combination for panic disorder: a randomized controlled trial. *Journal of the American Medical Association*, 283, 2529-2536.
- Bartels, S. J., Dums, A. R., Oxman, T. E., *et al.* (2002) Evidence-based practices in geriatric mental health care. *Psychiatric services*, 53, 1419-1431.
- Bartels, S. J., Moak, G. S. & Dums, A. R. (2002) Models of mental health services in nursing homes: a review of the literature. *Psychiatric Services*, 53, 1390-1396.
- Beach, M. C., Gary, T. L., Price, E. G., *et al* (2006) Improving health care quality for racial/ethnic minorities: a systematic review of the best evidence regarding provider and organization interventions. *BMC Public Health*, 6, 104.
- Bebbington, P. E., Dean, C., Der, G., *et al.* (1991) Gender, parity and the prevalence of minor affective disorder. *The British Journal of Psychiatry*, 158, 40-45.
- Beck, A. T. (1996) *BDI-II, Beck Depression Inventory: Manual*. Boston, MA: Harcourt Brace.
- Bee, P. E., Bower, P., Lovell, K., *et al.* (2008) Psychotherapy mediated by remote communication technologies: a meta-analytic review. *BMC Psychiatry*, 8, 60.
- Beney, J., Bero, L. A. & Bond, C. (2000) Expanding the roles of outpatient pharmacists: effects on health services utilisation, costs, and patient outcomes. *Cochrane Database of Systematic Reviews*, Issue 3. Art. No. CD000336.
- Bernal G. (2006) Intervention development and cultural adaptation research with diverse families. *Family Process*, 45, 143-151.
- Bernal, G. & Domenech Rodriguez, M. M. (2009) Advances in Latino family research: cultural adaptations of evidence-based interventions. *Family Process*, 48, 169-178.
- Bhui, K., Stansfeld, S., Hull, S., *et al.* (2003) Ethnic variations in pathways to and use of specialist mental health services in the UK. *British Journal of Psychiatry*, 182, 105-116.
- Biederman, J., Petty, C., Faraone, S. V., *et al.* (2004) Moderating effects of major depression on patterns of comorbidity in patients with panic disorder. *Psychiatry Research*, 126, 143-149.

Blake, D. D., Weathers, F. W., Nagy, L. M., *et al.* (1995) The development of a Clinician- Administered PTSD Scale. *Journal of Traumatic Stress*, 8, 75–90.

Blashki, G., Judd, F. & Piterman, L. (2007) *General Practice Psychiatry*. NSW, Australia: McGraw-Hill.

Bobes, J., Gonzalez, M. P., Bascaran, M. T., *et al.* (2001) Quality of life and disability in patients with obsessive-compulsive disorder. *European Psychiatry*, 16, 239–245.

Bostwick, J. M. & Pankratz, V. S. (2000) Affective disorders and suicide risk: a reexamination. *American Journal of Psychiatry*, 157, 1925–1932.

Bouman, A., van Rossum, E., Nelemans, P., *et al.* (2008) Effects of intensive home visiting programs for older people with poor health status: a systematic review. *BMC Health Services Research*, 8, 74.

Bower, P. & Gilbody, S. (2005) Stepped care in psychological therapies: access, effectiveness and efficiency: narrative literature review. *British Journal of Psychiatry*, 186, 11–17.

Bower, P. & Sibbald, B. (2000) Systematic review of the effect of on-site mental health professionals on the clinical behaviour of general practitioners. *British Medical Journal*. 320, 614–617.

Bower, P., Gilbody, S., Richards, D., *et al.* (2006) Collaborative care for depression in primary care. Making sense of a complex intervention: systematic review and meta-regression. *British Journal of Psychiatry*, 189, 484–493.

Bower, P., Gilbody, S., Richards, D., *et al.* (2006) Collaborative care for depression in primary care. Making sense of a complex intervention: systematic review and meta-regression. *British Journal of Psychiatry*, 189, 484–493.

Breier, A., Charney, D. S. & Heninger, G. R. (1986) Agoraphobia with panic attacks: development, diagnostic stability, and course of illness. *Archives of General Psychiatry*, 43, 1029–1036.

Breslau, N., Davis, G. C., Andreski, P., *et al* (1991) Traumatic events and posttraumatic stress disorder in an urban population of young adults. *Archives of General Psychiatry*, 48, 216–222.

Brewin, C. R., Andrews, B. & Valentine (2000) Meta-analysis of risk factors for posttraumatic stress disorder in trauma-exposed adults. *Journal of Consulting and Clinical Psychology*, 68, 748–766.



Bridges, K. W. & Goldberg, D. P. (1987) *Somatic presentations of depressive illness in primary care*. In *The Presentation of Depression: Current Approaches* (eds Freeling, L. J. Downey & J. C. Malkin), pp. 9–11. London: Royal College of General Practitioners.

British Medical Association and NHS Employers (2006) *Revisions to the GMS contract 2006/07: delivering investment in general practice*.

British Medical Association and NHS Employers (2008) *Quality and outcomes framework guidance for GMS contract 2008/09*. British Medical Association and NHS Employers. [http://www.wmrlmc.co.uk/gms2/qof/qof\\_guidance\\_2008-09.pdf](http://www.wmrlmc.co.uk/gms2/qof/qof_guidance_2008-09.pdf) [accessed June 2008]

British Medical Association and the Royal Pharmaceutical Society of Great Britain (2010) *British National Formulary (BNF 59)*. London: British Medical Association and the Royal Pharmaceutical Society of Great Britain.

Brown G. K., Newman C. F. & Charlesworth S. E., *et al.* (2004) An open clinical trial of cognitive therapy for borderline personality disorder. *Journal of Personality Disorders*, 18, 257-271.

Brown, C., Schulberg, H. C., Madonia, M. J., *et al.* (1996) Treatment outcomes for primary care patients with major depression and lifetime anxiety disorders. *American Journal of Psychiatry*, 153, 293-1300.

Brown, G. & Harris, T. (1978) *The social origins of depression: a study of psychiatric disorder in women*. London: Tavistock Publications.

Brown, T. A., O'Leary, T. A. & Barlow, D. H. (2001) Generalised anxiety disorder. In D.H. Barlow (Ed.), *Clinical handbook of psychological disorders: A step-by-step treatment manual* (3<sup>rd</sup> edn.). New York: Guilford Press.

Bruce, M. L. & Hoff, R. A. (1994) Social and physical health risk factors for first-onset major depressive disorder in a community sample. *Social Psychiatry and Psychiatric Epidemiology*, 29, 165-171.

Bunn, F., Byrne, G. & Kendall, S. (2005) The effects of telephone consultation and triage on healthcare use and patient satisfaction: a systematic review. *British Journal of General Practice*, 55, 956–961.

Burns, T. (2010) The rise and fall of assertive community treatment? *International Review of Psychiatry*, 22, 130-137.

Burns, T., Catty, J. & Wright, C. (2006) Deconstructing home-based care for mental illness: can one identify the effective ingredients? *Acta Psychiatrica Scandinavica*, 113, 33-35.

Bushnell, J., McLeod, D., Dowell, A. *et al.* (2005) Do patients want to disclose psychological problems to GPs? *Family Practice*, 22, 631-637.

Butler, R., Hatcher, S., Price, J., *et al.* (2007) Depression in adults: psychological treatments and care pathways. *BMJ Clinical Evidence*.  
<http://clinicalevidence.bmj.com/ceweb/conditions/meh/1016/1016-get.pdf>  
[accessed July 2010]

Byrne, G. J. & Pachana, N. A. (2010) Development and validation of a short form of the Geriatric Anxiety Inventory – the GAI-SF. *International Psychogeriatrics*, [E-pub ahead of print available at:  
<http://journals.cambridge.org/action/displayAbstract?fromPage=online&aid=7812158> ] [accessed April 2010]

Callaghan, P., Eales, S., Coates, T., *et al.* (2003) A review of research on the structure, process and outcome of liaison mental health services. *Journal of Psychiatric and Mental Health Nursing*, 10, 155–165.

Campbell, S., Roland, M.O. & Buetow, S.A. (2000) Defining quality of care. *Social Science and Medicine*, 51, 1611-1625.

Campbell-Sills, L., Norman, S. B., Craske, M. G., *et al.* (2009) Validation of a brief measure of anxiety-related severity and impairment: The Overall Anxiety Severity and Impairment Scale (OASIS). *Journal of Affective Disorders*, 112, 92-101.

Cassano, P. & Fava, M. (2002) Depression and public health: an overview. *Journal of Psychosomatic Research*, 53, 849–857.

Chang-Quan, H., Bi-Rong, D., Zhen-Chan, L., *et al.* (2009) Collaborative care interventions for depression in the elderly: a systematic review of randomised controlled trials. *Journal of Investigative Medicine*, 57, 446-455.

Chapman, J. L., Zechel, A., Carter, Y. H., *et al.* (2004) Systematic review of recent innovations in service provision to improve access to primary care. *British Journal of General Practice*, 54, 374-381.

Chaix, B., Merlo, J. & Chauvin, P. (2005) Comparison of a spatial approach with the multilevel approach for investigating place effects on health: the example of healthcare utilisation in France. *Journal of Epidemiology and Community Health*, 59, 517-526.

Christensen, K. S., Fink, P., Toft, T., *et al.* (2005) A brief case-finding questionnaire for common mental disorders: The CMDQ. *Family Practice*, 22, 448-457.

Christensen, H., Griffiths, K., Gulliver, A., *et al.* (2008) Models in the delivery of depression care: a systematic review of randomised and controlled intervention trials. *BMC Family Practice*, 9, 25.

Clark, D. M., Layard, R., Smithies, R., *et al.* (2009) Improving access to psychological therapy: Initial evaluation of two UK demonstration sites. *Behaviour Research and Therapy*, 1-11.

Clark, D. A. (2004) Cognitive-Behavioral Therapy for OCD. New York, NY: *Cognitive and Behavioral Practice*, 6, 397-407.

Cochrane, L. J., Olson, C. A., Murray, S., *et al.* (2007) Gaps between knowing and doing: understanding and assessing the barriers to optimal health care. *Journal of Continuing Education in the Health Professions*, 27, 94-102.

Cougle, J. R., Keough, M. E., Riccardi, C. J., *et al.* (2009) Anxiety disorders and suicidality in the National Comorbidity Survey- replication. *Journal of Psychiatric Research*, 43, 825-829.

Craven, M. A. & Bland, R. (2006) Better practices in collaborative mental health care: an analysis of the evidence base. *The Canadian Journal of Psychiatry*, 51(Suppl 1), 7-72.

Creamer, M., Burgess, P. & McFarlane, A. C. (2001) Post-traumatic stress disorder: findings from the Australian National Survey of Mental Health and Well-being. *Psychological Medicine*, 31, 1237-1247.

Cuijpers, P. (1998) Psychological outreach programmes for the depressed elderly: a meta-analysis of effects and dropout. *International Journal of Geriatric Psychiatry*, 13, 41-48.

Curtis, L. (2009) *Unit costs of health and social care*. PSSRU, University of Kent at Canterbury 2009.

CSIP Choice and Access Team (2007) *Improving Access to Psychological Therapies - Positive Practice Guide*. London: DH.

Das, A. K., Olfson, M., McCurtis, H. L., *et al.* (2006) Depression in African Americans: breaking barriers to detection and treatment. *Applied Evidence*, 55, 30-39.

Das-Munshi, J., Goldberg, D., Bebbington, P. E., *et al.* (2008) Public health significance of mixed anxiety and depression: beyond current classification. *British Journal of Psychiatry*, 192, 171- 177.

Davidson, J. R. T., Book, S. W., Colket, J. T., *et al.* (1997) Assessment of a new self-rating scale for post-traumatic stress disorder. *Psychological Medicine*, 27, 153-160.

Davidson, J. R., Zhang, W., Connor, K. M., *et al.* (2010) A psychopharmacological treatment algorithm for generalised anxiety disorder (GAD). *Journal of Psychopharmacology*, 24, 3-26.

Dennis, C. & Chung-Lee, L. (2006) Postpartum depression help-seeking barriers and maternal treatment preferences: a qualitative systematic review. *Birth*, 33, 323-331.

Dennis, R. E., Boddington, S. J. & Funnell N. J. (2007) Self-report measures of anxiety: are they suitable for older adults? *Aging & Mental Health*, 11, 668-677.

Department of Health (1999a) National Service Framework for Mental Health. London: Department of Health.

Department of Health (1999b) National Service framework for Mental Health: Modern Standards and Service Models. London: Department of Health.

Department of Health (2001) National service framework for older people. [http://www.dh.gov.uk/en/Publicationsandstatistics/Publications/PublicationsPolicyAndGuidance/DH\\_4003066](http://www.dh.gov.uk/en/Publicationsandstatistics/Publications/PublicationsPolicyAndGuidance/DH_4003066) [accessed October 2010].

Department of Health (2005) *Delivering race equality in mental health care: An action plan for reform inside and outside services and the Government's response to the Independent inquiry into the death of David Bennett*. [http://www.dh.gov.uk/en/Publicationsandstatistics/Publications/PublicationsPolicyAndGuidance/DH\\_4100773](http://www.dh.gov.uk/en/Publicationsandstatistics/Publications/PublicationsPolicyAndGuidance/DH_4100773) [accessed October 2010].

Department of Health (2009) *Delivering race equality in mental health care: a review*. <http://www.nmhdu.org.uk/silo/files/delivering-race-equality-in-mental-health-care-a-review.pdf> [accessed December 2009].

Department of Health. (2006) *Models of Care for Alcohol Misusers*. London: National Treatment Agency. [http://www.nta.nhs.uk/publications/documents/nta\\_modelsofcare\\_alcohol\\_2006\\_mocam.pdf](http://www.nta.nhs.uk/publications/documents/nta_modelsofcare_alcohol_2006_mocam.pdf) [accessed March 2010].

Depression Guideline Panel (2000) *Depression in Primary Care: Detection, Diagnosis, and Treatment*. Quick Reference Guideline Number 5. Rockville,

MD: US Department of Health and Human Services, Public Health Service, Agency for Health Care Policy and Research (AHCPR).

Dixon-Woods, M., Kirk, D. & Agarwal, S., *et al.* (2005) *Vulnerable groups and access to health care: a critical interpretive synthesis*. National Co-ordinating Centre for NHS Service Delivery and Organisation Research and Development.

Dodd, S. & Berk, M. (2004) Predictors of antidepressant response: a selective review. *International Journal of Psychiatry in Clinical Practice*, 8, 91-100.

Dowrick, C. (1995) Case or continuum? Analysing general practitioners' ability to detect depression. *Primary Care Psychiatry*, 1, 255-257.

Dowrick, C., Gask, L. & Edwards, S. (2010) Programme to increase equity of access to high quality mental health services in primary care. *Journal of Affective Disorders*, 122, 18-19.

Dowrick, C., Gask, L., Edwards, S., *et al.* (2009a) Researching the mental health needs of hard-to-reach groups: managing multiple sources of evidence. *BMC Health Services Research*, 9, 226.

Dowrick, C., Leydon, G. M., McBride, A., *et al.* (2009b) Patients' and doctors' views on depression severity questionnaires incentivised in UK quality and outcomes framework: qualitative study. *British Medical Journal*, 338, 663.

DuPont, R. L., Rice, D. P., Miller, L. S., *et al.* (1998) Economic costs of anxiety disorders. *Anxiety*, 2, 167-72.

DuPont, R. L., Rice, D. P., Shiraki, S., *et al.* (1995). Economic costs of obsessive-compulsive disorder. *Medical Interface*, 8, 102-109.

Dwamena, B. MIDAS: Stata module for meta-analytical integration of diagnostic test accuracy studies. Statistical Software Components S456880. Boston: Boston College Department of Economics.  
<http://ideas.repec.org/c/boc/bocode/s456880.html> [accessed October 2009]

Dy, S. M., Garg, P., Nyberg, D., *et al.* (2005) Critical pathway effectiveness: assessing the impact of patient, hospital care, and pathway characteristics using qualitative comparative analysis. *Health Services Research*, 40, 499-516.

Eack, S. M., Greeno, C. G. & Lee, B. (2006) Limitations of the Patient Health Questionnaire in identifying anxiety and depression in community mental health: Many cases are undetected. *Research on Social Work Practice*, 16, 625-631.

- Eccles, M., Freemantle, N., Mason, J., *et al.* (1998) North of England evidence based guidelines development project: methods of developing guidelines for efficient drug use in primary care. *British Medical Journal*, 316, 1232.
- Edlund, M. J. & Swann, A. C. (1987) The economic and social costs of panic disorder. *Hospital & Community Psychiatry*, 38, 1277-1288.
- Ehlers A., Gene-Cos N. & Perrin M. (2009) Low recognition of post-traumatic stress disorder in primary care. *London Journal of Primary Care*, 2, 36-42.
- Ehrlich, C., Kendall, E., Muenchberger, H., *et al.* (2009) Coordinated care: what does it really mean? *Health & Social Care in the Community*, 17, 619-627.
- El baz, N., Middel, B., van Dijk, J.P., *et al.* (2007) Are the outcomes of clinical pathways evidence-based? A critical appraisal of clinical pathways evaluation research. *Journal of Evaluation in Clinical Practice*, 19, 920-929.
- Emmerson, B., Frost, A., Fawcett, L., *et al.* (2006) Do clinical pathways really improve clinical performance in mental health settings? *Australasian Psychiatry*, 14, 395-8.
- European Agency for Safety and Health at Work (2000) Research on work-related stress. <http://osha.europa.eu/en/publications/reports/203/view> [accessed July 2000].
- Evans-Lacko, S. E., Jarrett, M., McCrone, P., *et al.* (2008) Clinical pathways in psychiatry. *The British Journal of Psychiatry*, 193, 4-5.
- Fava, M. & Kendler, K. (2000) Major depressive disorder. *Neuron*, 28, 335-341.
- Fechner-Bates, S., Coyne J. C., & Schwenk, T. L. (1994) The relationship of self-reported distress to depressive disorders and other psychopathology. *Journal of Consulting and Clinical Psychology* 62, 550-9.
- Fekadu, A., Wooderson, S.C., Markouloulo, K., *et al.* (2009) What happens to patients with treatment resistant depression? A systematic review of medium to long term outcome studies. *Journal of Affective Disorders*, 116, 4-11.
- Ferguson, J.A. & Weinberger, M. (1998) Case management programs in primary care. *Journal of General Internal Medicine*, 13, 123-126.
- Fiellin, D. A., Reid, M. C., & O'Connor, P. G. (2000) Screening for alcohol problems in primary care: a systematic review. *Archives of Internal Medicine* 160, 1977-89.

Fineberg, N. A., O'doherty, C. & Rajagopal, S. (2003) How common is obsessive-compulsive disorder in a dermatology outpatient clinic? *The Journal of Clinical Psychology*, 64, 152-155.

Fineberg, N.A., & Roberts, A. (2001) Obsessive compulsive disorder: a twenty-first century perspective. In *Obsessive Compulsive Disorder: a Practical Guide* (eds Fineberg, N. A., Marazziti, D. & Stein, D.), pp. 1-13. London: Martin Dunitz.

First, M.B., Spitzer, R.L., Gibbon, M., et al. (1997) *Structured clinical interview for DSM-IV axis I disorders – clinician version* (SCID-CV). Washington DC: American Psychiatric Press.

Fisher, T. L., Burnet, D. L., Huang, E. S., et al. (2007) Cultural leverage: interventions using culture to narrow racial disparities in health care. *Medical Care Research Review*, 64, 243-282.

Flores, G. (2005) The impact of medical interpreter services on the quality of health care: a systematic review. *Medical Care Research Review*, 62, 255-299.

Foa, E. B., Cashman, L., Jaycox, L., et al. (1997) The validation of a self-report measure of posttraumatic stress disorder: the Posttraumatic Diagnostic Scale. *Psychological Assessment*, 9, 445-451.

Foa, E. B., Keane, T. M. & Friedman, M. J. (2008) *Effective Treatments for PTSD: practice guidelines from the International Society for Traumatic Stress Studies*. New York: The Guilford Press.

Foa, E. B. & Kozak, M. J (1996) Psychological treatment for obsessive-compulsive disorder. In *Long-term treatments of anxiety disorders* (eds Mavissakalian, M. R. & Freeman, R. F.), pp. 285, 309.

Foa, E. B., Kozak, M. J., Goodman, W. K., et al. (1995) DSM-IV field trial: Obsessive Compulsive Disorder, *American Journal of Psychiatry*, 152, 90-96.

Foa, E. B., Riggs, D. S., Dancu, C. V., et al (1993) Reliability and validity of a brief instrument for assessing post-traumatic stress disorder. *Journal of Traumatic Stress*, 6, 459-473.

Foy, R., Hempel, S., Rubenstein, L., et al. (2010) Meta-analysis: effect of interactive communication between collaborating primary care physicians and specialists. *Annals of Internal Medicine*, 152, 247-258.

Francis, J. L., Weisberg, R. B., Dyck, I. R., et al. (2007) Characteristics and course of panic disorder and panic disorder with agoraphobia in primary care patients. *Primary Care Companion to The Journal of Clinical Psychiatry*, 9, 173-179.

Frederick, J. T., Steinman, L. E., Prochaska, T., *et al.* (2007) Community-based treatment of late life depression: an expert panel-informed literature review. *American Journal of Preventive Medicine*, 33, 222-249.

Freeston, M., Rheaume, J., & Ladouceur, R. (1996) Correcting faulty appraisals of obsessive thoughts. *Behaviour Research and Therapy*, 34, 446.

Frost, R. & Steketee, G. (1999) Issues in the treatment of compulsive hoarding. *Cognitive and Behavioral Practice*, 6, 397-407.

Gask, L., Dixon, C. & May, C. (2005) Qualitative study of an educational intervention for general practitioners in the assessment and management of depression. *British Journal of General Practice*, 55, 854-859.

Gask, L., Lever-Green, G. & Hays, R. (2008) Dissemination and implementation of suicide prevention training in one Scottish region. *BMC Health Services*, 8, 246.

Gask, L., Dowrick, C., Dixon, C., *et al.* (2004) A pragmatic cluster randomised controlled trial of an educational intervention for GPs in the assessment and management of depression. *Psychological Medicine*, 34, 63-72.

Gask, L., Usherwood, T., Thompson, H., *et al.* (1998) Evaluation of a teaching package for the assessment and management of depression in general practice, *Medical Education*, 32, 190-198.

Gensichen, J., Beyer, M., Muth, C., *et al.* (2005) Case management to improve major depression in primary health care: a systematic review. *Psychological Medicine*, 36, 7-14.

Gerber, P. D., Barrett, J. E., Barrett, J. A., *et al.* (1992) The relationship of presenting physical complaints to depressive symptoms in primary care patients. *Journal of General Internal Medicine*, 7, 170-173.

Gilbody, S. M., House, A. & Shledon, T. A. (2001). Routinely administered questionnaires for depression and anxiety: a systematic review. *British Medical Journal*, 322, 406-409.

Gilbody, S. M., Richards, D. & Barkham, M. (2007b) Diagnosing depression in primary care using self-completed instruments: UK validation of PHQ-9 and CORE-OM. *British Journal of General Practice*, 57, 650-652.

Gilbody, S., Bower, P., Fletcher, J., *et al.* (2006a) Collaborative care for depression. A cumulative meta-analysis and review of longer term outcomes. *Archives of Internal Medicine*, 166, 2314-2321.



Gilbody, S., Richards, D., Brealey S., *et al.* (2007a) Screening for depression in medical settings with the patient health questionnaire (PHQ): a diagnostic meta-analysis. *Journal of General Internal Medicine*, 22, 1596–1602.

Gilbody S. M., House A. O. & Sheldon T. A. (2002) Psychiatrists in the UK do not use outcomes measures. National survey. *British Journal of Psychiatry*, 180, 101-103.

Gilbody, S., Sheldon, T. & Wessely, S. (2006b) Should we screen for depression? *British Medical Journal*, 332, 1027-1030.

Gilbody, S., Whitty, P., Grimshaw, J., *et al.* (2003a) Educational and organizational interventions to improve the management of depression in primary care. A systematic review. *Journal of the American Medical Association*, 289, 3145-3152.

Giles, D. E., Jarrett, R. B., Biggs, M. M., *et al.* (1989) Clinical predictors of recurrence in depression. *American Journal of Psychiatry*, 146, 764–767.

Gill, S. C., Butterworth, P., Rodgers, B., *et al.* (2007) Validity of the mental health component scale of the 12-item Short-Form Health Survey (MCS-12) as measure of common mental disorders in the general population. *Psychiatry Research*, 152, 63-71.

Goldberg, D. P. & Bridges, K. (1988) Somatic presentations of psychiatric illness in primary care settings. *Journal of Psychosomatic Research*, 32, 137–144.

Goldberg, D. P. & Huxley, P. J. (1992) *Common Mental Disorders: A Bio-Social Model*. London: Tavistock/Routledge.

Goldberg, D. P., Gater, R., Sartorius, N., *et al.* (1997) The validity of two versions of the GHQ in the WHO study of mental illness in general health care. *Psychological Medicine*, 27, 191-197.

Goldberg, D. P., Jenkins, L., Millar, T., *et al.* (1993) The ability of trainee general practitioners to identify psychological distress among their patients. *Psychological Medicine*, 23, 185–193.

Goldberg, D. P., Privett, M., Ustun, B., *et al.* (1998) The effects of detection and treatment on the outcome of major depression in primary care: a naturalistic study in 15 cities. *The British Journal of General Practice*, 48, 1840–1844.

Goldberg, D., Privett, M., Ustun, B., *et al.* (1998) The effects of detection and treatment on the outcome of major depression in primary care: a naturalistic study in 15 cities. *British Journal of General Practice*, 48, 1840-1844.

Goldberg, D. P., Steele, J. J. & Smith, C. (1980a) Teaching psychiatric interview techniques to family doctors epidemiological research as basis for the organization of extramural psychiatry: proceedings of the 'Second European Symposium on Social Psychiatry', Psychiatric Hospital in Aarhus 26-28 September, 1979. *Acta Psychiatrica Scandinavia*, 62, 41-47.

Goldberg, D. P., Steele, J. J., Smith, C., *et al.* (1980b). Training family doctors to recognise psychiatric illness with increased accuracy. *Lancet*, 2, 521-523.

Goodwin, G. (2000) Neurobiological aetiology of mood disorders. In *New Oxford Textbook of Psychiatry* (eds M. G. Gelder, J. J. Lopez-Ibor, & N. Andreasen), pp. 711-719. Oxford: Oxford University Press.

Gothelf, D., Aharonovsky, O., Horesh, N., *et al.* (2004) Life events and personality factors in children and adolescents with obsessive-compulsive disorder and other anxiety disorders. *Comprehensive Psychiatry*, 45, 192-198.

Greenberg P. E., Sisitsky T., Kessler R. C., *et al.* (1999) The economic burden of anxiety disorders in the 1990s. *Journal of Clinical Psychiatry*, 60, 427-435.

Griffiths, K. M., & Christensen, H. (2008) Depression in primary health care: from evidence to policy. *Medical Journal of Australia*, 188, 81-83.

Grilli, R., Ramsay, C. & Minozzi, S. (2002) Mass media interventions: effects on health service utilisation. *Cochran Database of Systematic Reviews*, Issue 1, Art. No. CD000389.

Gruen R. L., Weeramanthri T.S., Knight S.S., *et al.* (2003) Specialist outreach clinics in primary care and rural hospital settings. *Cochrane Database of Systematic Reviews*, Issue 1. Art. No. CD003798.

Gulliford, M., Figueroa-Munoz, J., Morgan, M., *et al.* (2007) What does 'access to health care' mean? *Journal of Health Services Research & Policy*, 7, 186-188.

Gunn, J., Diggins, J., Hegarty, K., *et al.* (2006) A systematic review of complex system interventions designed to increase recovery from depression in primary care. *BMC Health Services Research*, 6,88.

Hakkart-van Roijen, L., van Straten, A., Al, M., *et al.* (2006) Cost-utility of brief psychological treatment for depression and anxiety. *British Journal of Psychiatry*, 188, 323-329.

Hall, A., A'Hern, R. & Fallowfield, L. (1999) Are we using appropriate self-report questionnaires for detecting anxiety and depression in women with early breast cancer? *European Journal of Cancer*, 35, 79-85.

Hansard (2004) House of Commons: Written Answers from Mary Eagle, 27 May 2004; col. 1790W. London: Stationery Office.

Hardeveld, F., Spijker, J., De Graaf, R., *et al.* (2010) Prevalence and predictors of recurrence of major depressive disorder in the adult population. *Acta Psychiatrica Scandinavica*, 122, 184-191.

Harkness, E. F. & Bower, P. J. (2009) On-site mental health workers delivering psychological therapy and psychosocial interventions to patients in primary care: effects on the professional practice of primary care providers. *Cochrane Database of Systematic Reviews*, Issue 1. Art. No. CD000532.

Harris, T. (2000) *Introduction to the work of George Brown. In Where Inner and Outer Worlds Meet: Psychosocial Research in the Tradition of George W. Brown*, (ed T. Harris), pp. 1-52. London & New York: Routledge.

Haworth, J. E., Moniz-Cook, E., Clark, A. L., *et al.* (2007) An evaluation of two self-report screening measures for mood in an out-patient chronic heart failure population. *International Journal of Geriatric Psychiatry*, 22, 1147-1153.

Heideman, J., van Rijswijk, E., van Lin, N, *et al.* (2005) Interventions to improve management of anxiety disorders in general practice. *British Journal of General Practice*, 55, 867-873.

Heim, C. & Nemeroff, C. B. (2001) The role of childhood trauma in the neurobiology of mood and anxiety disorders: preclinical and clinical studies. *Biological Psychiatry*, 49, 1023-1039.

Henkel, V., Mergl, R., Kohnen, R., *et al.* (2003) Identifying depression in primary care: a comparison of different methods in a prospective cohort study. *British Medical Journal* 326, 200-201.

Hettema, J. M., Neale, M. C. & Kendler, K. S. (2001) A review and meta-analysis of the genetic epidemiology of anxiety disorders. *American Journal of Psychiatry*, 158, 1568-1578.

Hettema, J. M., Prescott, C. A. & Kendler, K. S. (2004) Genetic and environmental sources of covariation between generalized anxiety disorder and neuroticism. *American Journal of Psychiatry*, 161, 1581-1587.

- Hettema, J. M., Prescott, C. A., Myers, J. M., *et al.* (2005) The structure of genetic and environmental risk factors for anxiety disorders in men and women. *Archives of General Psychiatry*, 62, 182-189.
- Hewitt, C. E., Gilbody, S. M., Brealey, S., *et al.* (2009) Methods to identify postnatal depression in primary care: an integrated evidence synthesis and value of information analysis. *Health Technology Assessment*, 13, 36.
- Horowitz, M. J., Wilner, N. & Alvarez, W. (1979) Impact of Event Scale: a measure of subjective stress. *Psychosomatic Medicine*, 41, 209-218.
- House, A., & Stark, D. (2002). Anxiety in medical patients. *British Medical Journal*, 325, 207-209.
- Howell, H. B., Castle, D. J., & Yonkers, K. A. (2006). Anxiety disorders in women. In *Mood and anxiety disorders in women* (eds Castle, D. J., Kulkarni, J. & Abel K. M.), pp. 59-74. New York: Cambridge University Press.
- Huffman, J. C. & Pollack, M. H. (2003) Predicting panic disorder among patients with chest pain: an analysis of the literature. *Psychosomatics* 44, 222-236.
- Humphris, G. M., Morrison, T. & Lindsay, S. J. (1995) The Modified Dental Anxiety Scale: validation and United Kingdom norms. *Community Dental Health*, 12, 143-150.
- IAPT (2010) The IAPT Data Handbook: Guidance on Recording and Monitoring Outcomes to Support Local Evidence-based Practice. Version 1.0. <http://www.iapt.nhs.uk/wp-content/uploads/IAPT-data-handbook-v10.pdf> [accessed August 2010]
- Jadad, A. R., Moore, R. A., Carroll, D., *et al.* (1996) Assessing the quality of reports of randomized clinical trials: is blinding necessary? *Controlled Clinical Trials*, 17, 1-12.
- Jeffries, D. (2006) Ever been HAD? *British Journal of General Practice*, 56, 885-886.
- Jimison, H., Gorman, P., Woods, S., *et al.* (2008) Barriers and drivers of health information technology use for the elderly, chronically ill, and underserved. *Evidence Report/Technology Assessment*, 175, 1-1422.
- Jung, H.P., Baerveldt, C., Olesen, F., *et al.* (2003) Patient characteristics as predictors of primary health care preferences: a systematic literature analysis. *Health Expectations*, 6, 160-181.

Kairy, D., Lehoux, P., Vincent, CF., et al. (2009) A systematic review of clinical outcomes, clinical process, healthcare utilization and costs associated with telerehabilitation. *Disability and Rehabilitation*, 31, 1-21.

Katona, C. (2000) Managing depression and anxiety in the elderly patient. *European Neuropsychopharmacology*, 10, 427-432.

Keitner, G. I., Ryan, C. E. & Solomon, D. A. (2006) Realistic expectations and a disease management model for depressed patients with persistent symptoms. *Journal of Clinical Psychiatry*, 67, 1412-1421.

Kendler, K. S. (1996) Major depression and generalised anxiety disorder. Same genes, (partly) different environments- revisited. *British Journal of Psychiatry* 30, 68-75.

Kendler, K. S., Gardner, C. O., Neale, M. C., et al. (2001) Genetic risk factors for major depression in men and women: similar or different heritabilities and same or partly distinct genes? *Psychological Medicine*, 31, 605-616.

Kendler, L. & Prescott, C. (1999) A population-based twin study of lifetime major depression in men and women. *Archives of General Psychiatry*, 56, 39-44.

Kendrick, T., Dowrick, C., McBride, A., et al. (2009) Management of depression in UK general practice in relation to scores on depression severity questionnaires: analysis of medical record data. *British Medical Journal*, 339, b750.

Kendrick, T., King, F., Albertella, L., et al. (2005) GP treatment decisions for depression: An observational study. *British Journal of General Practice*, 55, 280-286.

Kendrick, T., Simons, L. & Mynors-Wallis, L. (2006) Cost-effectiveness of referral for generic care or problem-solving treatment from community mental health nurses, compared with usual general practitioner care for common mental disorders. *The British Journal of Psychiatry*, 189, 50-59.

Kendrick, T., Stevens, L., Bryant, A., et al. (2001) Hampshire Depression Project: Changes in the process of care and cost consequences. *British Journal of General Practice*, 51, 911-913.

Kennedy, B. L. & Schwab, J. J. (1997) Utilization of medical specialists by anxiety disorder patients. *Psychosomatics*, 38, 109-112

Kessing, L. V. (2007) Epidemiology of subtypes of depression. *Acta Psychiatrica Scandinavica*, 433, 85-89.

Kessler, D., Bennewith, O., Lewis, G., *et al.* (2002) Detection of depression and anxiety in primary care: follow up study. *British Medical Journal*, 325, 1016-1017.

Kessler, R. C., Greenberg, P. E., Mickelson, K. D., *et al.* (2001) The effects of chronic mental health conditions on work loss and work cut back. *Journal of Occupational and Environmental Medicine*, 43, 218-225.

Kessler, R. C., Baker, P. S., Colpe, L. J., *et al.* (2003b) Screening for serious mental illness in the general population. *Archives of General Psychiatry*, 60, 184-189.

Kessler, R. C., Berglund, P., Demler, O., *et al.* (2003a) The epidemiology of major depressive disorder: results from the National Comorbidity Survey Replication (NCS-R). *Journal of the American Medical Association*, 289, 3095-3105.

Kessler, R. C., Berglund, P., Demler, O., *et al.* (2005a) Lifetime prevalence and age of onset distributions of DSM-IV disorders in the national co morbidity survey replication. *Archives of General Psychiatry*, 62, 593-602.

Kessler, R. C., Chiu, W. T., Demler, O., *et al.* (2005b) Prevalence, Severity and comorbidity of 12-Month DSM-IV Disorders in the National Comorbidity Survey Replication. *Archives of General Psychiatry*, 62, 617-627.

Kessler, R. C., Berglund, P. A., Dewit, D. J., *et al.* (2002) Distinguishing generalized anxiety disorder from major depression: prevalence and impairment from current pure and comorbid disorders in the US and Ontario. *International Journal of Methods in Psychiatric Research*, 11, 99-111.

Kessler, R. C., Sonnega, A., Bromet, E., *et al.* (1995) Posttraumatic stress disorder in the National Comorbidity Survey. *Archives of General Psychiatry*, 52, 1048-1060.

Kessler, R. C., Nelson, C. B., McGonagle, K. A., *et al.* (1996) Comorbidity of DSM-III-R major depressive disorder in the general population: Results from the US National Comorbidity Study. *British Journal of Psychiatry*, 168, 17-30.

Kessler, R. C., Stang, P., Wittchen, H. U., *et al.* (1999) Lifetime co-morbidities between social phobia and mood disorders in the US National Comorbidity Survey. *Psychological Medicine*, 29, 555-567.

Khan, A., Leventhala, R. M., Khan, S., *et al.* (2002) Suicide risk in patients with anxiety disorders: a meta-analysis of the FDA database. *Journal of Affective Disorders* 68, 183-190.

Khanna, S., Rajendra, P. N. & Channabasavanna, S. M. (1988) Life events and onset of obsessive compulsive disorder. *International Journal of Social Psychiatry*, 34, 305–309.

King, M., Walker, C., Levy, G., *et al.* (2008) Development and validation of an international risk prediction algorithm for episodes of major depression in general practice attendees: The predictD study. *Archives of General Psychiatry*, 65, 1368–1376.

Kinnersley, P., Edwards, A., Hood, K., *et al.* (2008) Interventions before consultations to help patients address their information needs by encouraging question asking: systematic review. *British Medical Journal*, 337, 485–494.

Kirmayer, L. J., Robbins, J. M., Dworkind, M., *et al.* (1993) Somatization and the recognition of depression and anxiety in primary care. *American Journal of Psychiatry*, 150, 734–741.

Kisely, S., Gater, R. & Goldberg, D. P. (1995) Results from the Manchester Centre. In *Mental illness in general health care: an international study* (eds Üstün, T. B. & Sartorius, N.), pp. 175–191. Chichester: Wiley.

Knaup, C., Koesters, M., Schoefer, D., *et al.* (2009) Effect of feedback of treatment outcome in specialist mental healthcare: a meta-analysis. *The British Journal of Psychiatry*, 195, 15–22.

Knapp, M. & Ilson, S. (2002) Economic aspects of depression and its treatment. *Current Opinion in Psychiatry*, 15, 69–75.

Knapp, M. (2003) Hidden costs of mental illness. *British Journal of Psychiatry*, 183, 477–478.

Kobak, K. A., Schaettle, S. C., Greist, J. H., *et al.* (1998) Computer-administered rating scales for social anxiety in a clinical drug trial. *Depression and Anxiety*, 7, 97–145.

Krasucki, C., Ryan, P., Ertan, T., *et al.* (1999) The FEAR: A rapid screening instrument for generalized anxiety in elderly primary care attenders. *International Journal of Geriatric Psychiatry*, 14, 60–68.

Kobak, K.A., Taylor, L.H., Dottl, S.L., *et al.* (1997) A computer-administered telephone interview to identify mental disorders. *Journal of the American Medical Association*, 278, 905–910.

Koran, L.M., Ringold, A.L. & Elliott, M.A. (2000) Olanzapine augmentation for treatment-resistant obsessive-compulsive disorder. *Journal of Clinical Psychiatry*, 61, 514–517.

Krefetz, D. G., Steer, R. A., Jermyn, R. T., *et al.* (2004) Screening HIV-infected patients with chronic pain for anxiety and mood disorders with the Beck Anxiety and Depression Inventory-Fast Screens for medical settings. *Journal of Clinical Psychology in Medical Settings*, 11, 283-289.

Krochmalik, A., Jones, M. K., & Menzies, R. G. (2001) Danger ideation reduction therapy (DIRT) for treatment-resistant compulsive washing. *Behaviour Research and Therapy*, 39, 897-912.

Kroenke, K., Spitzer, R. L. & Williams, J. B. (2001) The PHQ-9: Validity of a brief depression severity measure. *Journal of General Internal Medicine*, 16, 606-613.

Kroenke, K., Spitzer, R. L., Williams, J. B., *et al.* (2007) Anxiety disorders in primary care: Prevalence, impairment, comorbidity and detection. *Annals of Internal Medicine*, 146, 317-325.

Kroenke, K., Jackson, J. L. & Chamberlin, J. (1997) Depressive and anxiety disorders in patients presenting with physical complaints: clinical predictors and outcome. *The American journal of medicine*, 103, 339-347.

Kupfer, D. J. (1991) Long-term treatment of depression. *Journal of Clinical Psychiatry*, 52, 28-34.

Lambert, M. J., Whipple, J. L. & Hawkins, E. J. (2003) Is it time for clinicians to routinely track patient outcome? A meta-analysis. *Clinical Psychology: Science and Practice*, 10, 288-301.

Lang, A., Norman, S., Means-Christensen, A., *et al.* (2009) Abbreviated Brief Symptom Inventory for use as an anxiety and depression screening instrument in primary care. *Depression and Anxiety*, 26, 537-543.

LaSalle, V.H., Cromer, K.R., Nelson, K.N., *et al.* (2004) Diagnostic interview assessed neuropsychiatric disorder comorbidity in 334 individuals with obsessive compulsive disorder. *Depression and Anxiety*, 19, 163-173.

Layard, R. (2006) The Centre for Economic Performance's Mental Health Policy Group. The Depression Report: A New Deal for Depression and Anxiety Disorders. London: London School of Economics.

Lecrubier, Y., Sheehan, D., Weiller, E., *et al.* (1997) The MINI International Neuropsychiatric Interview (M.I.N.I.). A short diagnostic structured interview: reliability and validity according to the CIDI. *European Psychiatry*, 12, 224-231.



Leon, A.C., Portera, L. & Weissman, M.M. (1995) The social costs of anxiety disorders. *British Journal of Psychiatry*, 166, 19–22.

Lewinsohn, P. M., Solomon, A., Seeley, J. R., *et al.* (2000) Clinical implications of 'subthreshold' depressive symptoms. *Journal of Abnormal Psychology*, 109, 345–351.

Liebowitz, M. R., Gorman, J. M., Fyer, A. J., *et al.* (1985) Social phobia: review of a neglected anxiety disorder. *Archives of General Psychiatry*, 42, 729–736.

Lindesay, J., Jagger, C., Hibbett, M., *et al.* (1997) Knowledge, uptake and availability of health and social services among asian Gujarati and white elderly persons. *Ethnicity and Health* 2, 59–69.

Lochner, C. & Stein, D.J. (2003) Heterogeneity of obsessive-compulsive disorder: a literature review. *Harvard Review of Psychiatry*, 11, 113–132.

Love, A. W., Kissane, D. W., Bloch, S., *et al.* (2002) Diagnostic efficiency of the Hospital Anxiety and Depression Scale in women with early stage breast cancer. *Australian and New Zealand Journal of Psychiatry*, 36, 246–250.

Lowe, B., Spitzer, R. L., Grafe, K., *et al.* (2004) Comparative validity of three screening questionnaires for DSM-IV depressive disorders and physicians' diagnoses. *Journal of Affective Disorders*, 78, 131–140.

Magpie Research Group (2003) The nature and prevalence of psychological problems in New Zealand primary healthcare: a report on mental health and general practice investigation (MAGPIE). *New Zealand Medical Journal*, 116, 1171–1185.

Malhi, G. S., Parker, G. B. & Greenwood, J. (2005) Structural and functional models of depression: from sub-types to substrates. *Acta Psychiatrica Scandinavica*, 111, 94–105.

Mann, T. (1996) *Clinical Guidelines: using clinical guidelines to improve patient care within the NHS*. London: NHS Executive.

Mann J. J., Apter A., Bertolote J., *et al.* (2005) Suicide prevention strategies: a systematic review. *Journal of the American Medical Association*, 294, 2064–2074.

Marciniak, M. D., Lage, M. J., Dunayevich, E., *et al.* (2005) The cost of treating anxiety: the medical and demographic correlates that impact total medical costs. *Depression and Anxiety*, 21, 178–184.

Marciniak, M., Lage, M. J., Landbloom, R.P., *et al.* (2004) Medical and productivity costs of anxiety disorders: case control study. *Depression and Anxiety*, 19, 112-120.

Marks J., Goldberg D.P. & Hillier, V. F. (1979) Determinants of the ability of general practitioners to detect psychiatric illness. *Psychological Medicine*, 9, 337-53.

Marks, I. (1997) Behaviour therapy for obsessive-compulsive disorder: a decade of progress. *Canadian Journal of Psychiatry*, 42, 1021-1027.

Marshall, M., Crowther, R., Almaraz-Serrano, A. M., *et al.* (2001) Systematic reviews of the effectiveness of day care for people with severe mental disorders: (1) acute day hospital versus admission; (2) vocational rehabilitation; (3) day hospital versus outpatient care. *Health Technology Assessment*, 5, 1-75.

McAdam, M. & Wright, N. (2005) A review of the literature considering the role of mental health nurses in assertive outreach. *Journal of Psychiatric and Mental Health Nursing*, 12, 648-660.

McCrone, P., Dhanasiri, S., Patel, A., *et al.* (2008) *Paying the price: the cost of mental health care in England to 2026*. London: King's Fund.

McManus, S., Meltzer, H., Brugha, T., *et al.* (2009) *Adult psychiatric morbidity in England, 2007: Results of a household survey*. Leeds: The NHS Information Centre for Health and Social Care.

McMillan, D., Gilbody, S., Beresford, E., *et al.* (2007) Can we predict suicide and non-fatal self-harm with the Beck Hopelessness Scale? A meta-analysis. *Psychological Medicine*, 37, 769-778.

McNally, R. J. (2003) *Remembering Trauma*. Cambridge, MA: Harvard University Press.

Means-Christensen, A. J., Sherbourne, C. D., Roy-Byrne, P. P., Craske, M. G., & Stein M. B. (2006) Using five questions to screen for five common mental disorders in primary care: diagnostic accuracy of the Anxiety and Depression Detector. *Gen Hosp Psychiatry*, 28(2), 108-18.

Meghani, S. H., Brooks, J. M., Gipson-Jones, T., *et al.* (2009) Patient-provider race-concordance: does it matter in improving minority patients' health outcomes? *Ethnicity & Health*, 14, 107-130.

Meltzer, H., Bebbington, P., Brugha, T., *et al.* (2000) The reluctance to seek treatment for neurotic disorders. *Journal of Mental Health*, 9, 319-327.

Mitchell, A. J. & Coyne, J. C. (2007) Do ultra-short screening instruments accurately detect depression in primary care? *British Journal of General Practice*, 57, 144-151.

Mitchell, A. J. & Subramaniam, H. (2005) Prognosis of depression in old age compared to middle age: a systematic review of comparative studies. *American Journal of Psychiatry*, 162, 1588-1601.

Mitchell, A., Vaze, A. & Sanjay Rao, S. (2009) Clinical diagnosis of depression in primary care: a meta-analysis. *Lancet*, 374, 609-619.

Moffat, J., Sass, B., McKenzie, K., et al. (2009) Improving pathways into mental health care for black and ethnic minority groups: a systematic review of the grey literature. *International Review of Pyschiatry*, 21, 439-449.

Montgomery, S.A., Kasper, S., Stein, D.J., et al. (2001) Citalopram 20 mg, 40 mg and 60 mg are all effective and well tolerated compared with placebo in obsessive compulsive disorder. *International Clinical Psychopharmacology*, 16, 75-86

Moscicki, E. K. (2001) Epidemiology of completed and attempted suicide: toward a framework for prevention. *Clinical Neuroscience Research*, 1, 310-323.

Moussavi, S., Chatterji, S., Verdes, E., et al. (2007) Depression, chronic diseases, and decrements in health: results from the World Health Surveys. *Lancet*, 370, 851-858.

Murphy, J. M., Horton, N. J., Laird, N. M., et al. (2004) Anxiety and depression: A 40-year perspective on relationships regarding prevalence, distribution, and co morbidity. *Acta Psychiatrica Scandinavica*, 109, 355-375.

Murray, C. & Lopez, A. D. (1997) Alternative projections of mortality and disability by cause 1990-2020: Global Burden of Disease Study. *Lancet*, 349, 1498-1504.

Murray, C. J. L., Lopez, A. D. & Jamison, D. T. (1994) The global burden of disease in 1990: summary results, sensitivity analysis and future directions. *Bulletin of the World Health Organization*, 72, 495-509.

Narrow, W. E., Rae, D. S., Robins, L. N., et al. (2002) Revised prevalence estimates of mental disorders in the United States: using a clinical significance criterion to reconcile 2 surveys' estimates. *Archives of General Psychiatry*, 59, 115-123.

National Collaborating Centre for Mental Health (2005) *Depression: Management of Depression in Primary and Secondary Care*. London & Leicester: Gaskell & the British Psychological Society.

National Institute for Clinical and Health Excellence (2007) *Antenatal and postnatal mental health: clinical management and service guidance*. [www.nice.org.uk/CG45](http://www.nice.org.uk/CG45)

National Institute for Clinical Excellence (2004) *Anxiety: management of anxiety disorder (panic disorder, with or without agoraphobia, and generalised anxiety disorder in adults in primary and secondary care*. [www.nice.org.uk/CG22](http://www.nice.org.uk/CG22)

National Institute for Clinical and Health Excellence (2009a) *Depression: the treatment and management of depression in adults* (partial update of NICE clinical guideline 23). [www.nice.org.uk/CG90](http://www.nice.org.uk/CG90)

National Institute for Clinical and Health Excellence (2009b) *Depression in adults with a chronic physical health problem: treatment and management*. (partial update of NICE clinical guideline 23). [www.nice.org.uk/CG91](http://www.nice.org.uk/CG91)

National Institute for Clinical Excellence and Health Excellence (forthcoming 2011) *Generalised Anxiety Disorder and Panic Disorder (with or without Agoraphobia) in Adults: Management in Primary, Secondary and Community Care* (partial update of NICE clinical guideline 22) <http://guidance.nice.org.uk/CG/WaveR/86>

National Institute for Clinical and Health Excellence (2009a) *The Guidelines Manual*. London: NICE.

National Institute for Clinical and Health Excellence (2005) *Obsessive-compulsive disorder: core interventions in the treatment of obsessive-compulsive disorder and body dysmorphic disorder*. [www.nice.org.uk/CG31](http://www.nice.org.uk/CG31)

National Institute for Clinical and Health Excellence (2005) *Post-traumatic stress disorder (PTSD): the management of PTSD in adults and children in primary and secondary care*. [www.nice.org.uk/CG26](http://www.nice.org.uk/CG26)

National Institute for Clinical Excellence (2004) *Self-harm: the short-term physical and psychological management and secondary prevention of self-harm in primary and secondary care*. [www.nice.org.uk/CG16](http://www.nice.org.uk/CG16)

National Institute for Clinical and Health Excellence (forthcoming 2011) *Self-harm: the longer term management of self-harm*. <http://guidance.nice.org.uk/CG/WaveR/82>

National Collaborating Centre for Mental Health (2007) *Antenatal and postnatal mental health (APMH)*. Leicester & London: British Psychological Society and the Royal College of Psychiatrists.

National Collaborating Centre for Mental Health (2011, forthcoming) *Anxiety: management of generalised anxiety disorder and panic disorder (with or without agoraphobia) in adults in primary, secondary and community care*.

National Collaborating Centre for Mental Health (2010a) *Depression: the treatment and management of depression in adults* (partial update of NICE clinical guideline 23) Leicester & London: British Psychological Society and the Royal College of Psychiatrists.

National Collaborating Centre for Mental Health (2004) *Depression: the treatment and management of depression in adults*. Leicester & London: British Psychological Society and the Royal College of Psychiatrists.

Nelson, J. C., Delucchi, K. & Schneider, L. S. (2009) Anxiety does not predict response to antidepressant treatment in late life depression: results of a meta-analysis. *International Journal of Geriatric Psychiatry*, 24, 539-544.

Nestadt, G., Addington, A., Samuels, J., *et al.* (2003) The identification of OCD: related subgroups based on comorbidity. *Biological Psychiatry*, 53, 914-920.

Neumeyer-Gromen, A., Dipl-Soz, T. L., Stark, K., *et al.* (2004) Disease management programs for depression. A systematic review and meta-analysis of randomized controlled trials. *Medical Care*, 42, 1211-1221.

New Zealand Guidelines Group (2008) *Identification of Common Mental Disorders and Management of Depression in Primary Care. An Evidence-based Best Practice Guideline*. Wellington: New Zealand Guidelines Group.

Newth, S. & Rachman, S. (2001) The concealment of obsessions. *Behaviour Research and Therapy*, 39, 457-464.

Newman, M. G., Zuellig, A. R., Kachin, K. E., *et al.* (2002) Preliminary reliability and validity of the generalized anxiety disorder questionnaire-IV: a revised self-report diagnostic measure of generalized anxiety disorder. *Behaviour Therapy*, 33, 215-233.

NHS Information Centre (2008) *Quality and outcomes framework database*. [www.ic.nhs.uk/qof](http://www.ic.nhs.uk/qof)

Nicholson, A., Kuper, H. & Hemingway, H. (2006) Depression as an aetiologic and prognostic factor in coronary heart disease: a meta-analysis of 6362 events

among 146,538 participants in 54 observational studies. *European Heart Journal*, 27, 2763–2774.

Noyes, J., Clarkson, C., Crowe, R. R., *et al.* (1987) A family study of generalized anxiety disorder. *American Journal of Psychiatry*, 144, 1019-1024.

Nuechterlein, K. H. & Dawson, M. E. (1984) A heuristic vulnerability/stress model of schizophrenic episodes. *Schizophrenia Bulletin*, 10, 300–312.

Oakley Browne M. A., Wells, J. E., Scott, K. M., *et al.* (2006) New Zealand Mental Health Survey Research Team. Lifetime prevalence and projected lifetime risk of DSM-IV disorders. In Te Rau Hinengaro: the New Zealand Mental Health Survey. *Australian and New Zealand Journal of Psychiatry*, 40, 865-74.

Olfson, M. & Gameroff, M. J. (2007) Generalized anxiety disorder, somatic pain and health care costs. *General Hospital Psychiatry*, 29, 310-6.

O' Dwyer, L. A., Baum, F., Kavanagh, A., *et al.* (2007) Do area-based interventions to reduce health inequalities work? A systematic review of evidence. *Critical Public Health*, 17, 317-335.

Ostler, K., Thompson, C., Kinmonth, A. L. K., *et al.* (2001) The influence of socio-economic deprivation on the prevalence and outcome of depression in primary care: the Hampshire depression project. *British Journal of Psychiatry*, 178, 12-17.

Ouimette, P., Cronkite, R., Prins, A., *et al.* (2004) Posttraumatic stress disorder, anger and hostility, and physical health status. *The Journal of Nervous and Mental Disease*, 192, 566.

Ozer, E. J., Best, S. R., Lipsey, T. L., *et al.* (2003) Predictors of post-traumatic stress disorder and symptoms in adults: a meta-analysis. *Psychological Bulletin*, 129, 52–73.

Panella, M., Demarchi, M. L., Carnevale, L., *et al.* (2006) The management of schizophrenia through clinical pathways. *Value Health*, 9, 318.

Parkerson G. R. J. & Broadhead, W.E. (1997) Screening for anxiety and depression in primary care with the Duke Anxiety-Depression Scale. *Family Medicine*, 29, 177–81.

Patel, V., Araya, R., de Lima, M., *et al.* (1999) Women, poverty and common mental disorders in four restructuring societies. *Social Science & Medicine*, 49, 1461-1471.

Patel, V., Kirkwood B. R., Pednekar, S., *et al.* (2006) Gender disadvantage and reproductive health risk factors for common mental disorders in women. *Archives of General Psychiatry*, 63, 404-413.

Patten, S. B. (1991) Are the Brown and Harris 'vulnerability factors' risk factors for depression? *Journal of Psychiatry and Neuroscience*, 16, 267-271.

Paulden, M., Palmer, S., Hewitt, C., *et al.* (2010) Screening for postnatal depression in primary care: cost effectiveness analysis. *BMJ*, 339, b5203.

Petersen, T., Andreotti, C. F., Chelminski, I., *et al.* (2009) Do comorbid anxiety disorders impact treatment planning for outpatients with major depressive disorder? *Psychiatry Research*, 169, 7-11.

Piccinelli, M. & Wilkinson, G. (2000) Gender differences in depression: critical review. *British Journal of Psychiatry*, 177, 486-492.

Pies, R. (2009) Should psychiatrists use atypical antipsychotics to treat nonpsychotic anxiety. *Psychiatry*, 6, 29-37.

Pignone, M. P., Gaynes, B. N., Rushton, J. L., *et al.* (2002) Screening for depression in adults: a summary of the evidence for the U.S. Preventive Services Task Force. *Annals of Internal Medicine*, 136, 765-76.

Pignone, M., DeWalt, D. A., Sheridan, S., *et al.* (2005) Interventions to improve health outcomes for patients with low literacy: a systematic review. *Journal of General Internal Medicine*, 20, 185-192.

Pilling, S. & Mavrenezouli, I. (2010) Economic model misrepresents NICE guidance. Letter to BMJ, 20th February 2010. Ploeg, J., Feightner, J., Hutchison, B., *et al.* (2005) Effectiveness of preventive primary care outreach interventions aimed at older people: meta-analysis of randomized controlled trials. *Canadian Family Physician*, 51, 1244-1245.

Pompili, M., Serfini, G., Del Casale, A., *et al.* (2009) Improving assessment in mood disorders: the struggle against relapse, reoccurrence and suicide risk. *Expert Review of Neurotherapeutics*, 9, 985-1004.

Poole, N. A. & Morgan, J. F. (2006) Validity and reliability of the Hospital Anxiety and Depression Scale in a hypertrophic cardiomyopathy clinic: the HADS in a cardiomyopathy population. *General Hospital Psychiatry*, 28, 5-58.

Popay, J., Roberts, H., Sowden, A., *et al.* (2006) Guidance on the conduct of narrative synthesis in systematic reviews. A product from the ESRC Methods Programme. [http://www.conted.ox.ac.uk/cpd/healthsciences/courses/short\\_courses/qsr/NSguidanceV1-JNoyes.pdf](http://www.conted.ox.ac.uk/cpd/healthsciences/courses/short_courses/qsr/NSguidanceV1-JNoyes.pdf). [accessed April 2006].

Powell, J. (2002) Systematic review of outreach clinics in primary care in the UK. *Journal of Health Services Research and Policy*, 7, 177-178.

Priest, R. G., Vize, C., Roberts, A., et al. (1996) Lay people's attitudes to treatment of depression: results of opinion poll for Defeat Depression Campaign just before its launch. *British Medical Journal*, 313, 858-859.

Prins, M. A., Verhaak, P. F. M., Bensing, J. M., et al. (2008) Health beliefs and perceived need for mental health care of anxiety and depression- the patients' perspective explored. *Clinical Psychology Review*, 28, 1038-1058.

Psychiatric Disorder in Women. London: Tavistock Publications.  
*Psychotherapy Research*. London: Guilford.

Rachman, S. (1998) A cognitive theory of obsessions: elaborations. *Behaviour Research and Therapy*, 36, 385-401

Rachman, S. (2002) A cognitive theory of compulsive checking. *Behaviour Research and Therapy*, 40, 625-639.

Rachman, S. (2004) Fear of contamination. *Behaviour Research and Therapy*, 42, 1227-1255.

Ramachandani, P. & Stein, A. (2003) The impact of parental psychiatric disorder on children. *British Medical Journal*, 327, 242-243.

Review Manager (RevMan) [Computer program]. Version 5.0. Copenhagen: The Nordic Cochrane Centre, The Cochrane Collaboration, 2008.

Rice, G. R., Ingram, J., & Mizan, J. (2008) Enhancing a primary care environment: a case study of effects on patients and staff in a single general practice. Royal College of General Practitioners. *British Journal of General Practice*, 58, 1-8.

Richards, D. A. & Suckling, R. (2009) Improving access to psychological therapies: Phase IV prospective cohort study. *British Journal of Clinical Psychology*, 48, 377-396.

Rodriguez, M., Valentine, J.M., Son, J.B., et al. (2009) Intimate partner violence and barriers to mental health care for ethnically diverse populations of women. *Trauma Violence Abuse*, 10, 358-374.

Rogers A., Hassell, K. & Nicolaas, G. (1999) *Demanding patients? Analysing the use of primary care*. Milton Keynes: Open University Press.



Rosenfeld, R., Dar, R., Anderson, D., et al. (1992) A computer-administered version of the Yale-Brown Obsessive Compulsive Scale. *Psychological Assessment*, 4, 329-332.

Roth, A. J., Kornblith, A. B., Batel-Copel, L., et al. (1998) Rapid screening for psychologic distress in men with prostate carcinoma: a pilot study. *Cancer*, 82, 1904-8.

Roth, A., & Fonagy, P. (2004) *What Works For Whom? A Critical Review of Psychotherapy Research*. New York: Guilford Publications.

Rowe, S. K. & Rapaport, M. H. (2006) Classification and treatment of sub-threshold depression. *Current Opinion in Psychiatry*, 19, 9-13.

Rush, A. J., Fava, M., Wisniewski, S.R., et al. (2004) Sequenced treatment alternatives to relieve depression (STAR\*D): rationale and design.. *Controlled Clinical Trials*, 25, 119-142.

Rush, J. A., Trivedia, M. T., Carmodya, T. J., et al. (2004) One-year clinical outcomes of depressed public sector outpatients: a benchmark for subsequent studies. *Biological Psychiatry*, 56, 46-53.

Salkovskis, P. M., Shafran, R., Rachman, S., et al. (1999) Multiple pathways to inflated responsibility beliefs in obsessional problems: possible origins and implications for therapy and research, *Behaviour Research and Therapy*, 37, 1055-1072.

Salokangas, R. K. R. & Poutanen, O. (1998) Risk factors for depression in primary care: Findings of the TADEP project. *Journal of Affective Disorders*, 48, 171-180.

Sareen, J., Jacobi, F., Cox, B.J., et al. (2006) Disability and poor quality of life associated with comorbid anxiety disorders and physical conditions. *Archives of Internal Medicine*, 166, 2109-2116.

Sartorius, N. (2001) The economic and social burden of depression. *Journal of Clinical Psychiatry*, 62, 8-11.

Sartorius, N. (2002) Eines der letzten Hindernisse einer verbesserten psychiatrischen Versorgung: das Stigma psychischer Erkrankung [One of the last obstacles to better mental health care: the stigma of mental illness]. *Neuropsychiatrie*, 16, 5-10.

Scheppers, E., van Dongen, E., Dekker, J., et al. (2006). Potential barriers to the use of health services among ethnic minorities: a review. *Family Practice*, 23, 325-348.

Schmitz, N., Kruse, J., Heckrath, C., et al. (1994) Diagnosing mental disorders in primary care: the General Health Questionnaire (GHQ) and the Symptom Check List (SCL-90-R) as screening instruments. *Social Psychiatry and Psychiatric Epidemiology*, 34, 360-366.

Schmitz, N., Kruse, J., Heckrath, C., et al. (1999) Diagnosing mental disorders in primary care: the General Health Questionnaire (GHQ) and the Symptom Check List (SCL-90-R) as screening instruments. *Social Psychiatry and Psychiatric Epidemiology*, 34, 360-366.

Schünemann, H. J., Best, D., Gunn Vist, G., et al. (2003) Letters, numbers, symbols and words: how to communicate grades of evidence and recommendations. *Canadian Medical Association Journal*, 169, 677-680.

Scogin, F., Hanson, A., & Welsh, D. (2003) Self-administered treatment in stepped-care models of depression treatment. *Journal of Clinical Psychology*, 59, 341-349.

Shah, R., McNiece, R. & Majeed, A. (2001) General Practice consultation rates for psychiatric disorders in patients aged 65 and over: prospective cohort study. *International Journal of Geriatric Psychiatry*, 16, 57-63.

Sherbourne, C. D., Wells, K. B. & Judd, L. L. (1996) Functioning and well-being of patients with panic disorder. *American Journal of Psychiatry*, 153, 213-218.

Sherri M. Simpson, S. M., Krishnan, L. L., Kunik, M. E., et al. (2007) Racial disparities in diagnosis and treatment of depression: a Literature Review. *Psychiatric Quarterly*, 78, 3-14.

Simon, G. (2008) Collaborative care for mood disorders. *Current Opinion in Psychiatry*, 22, 37-41.

Simon, G. E., Goldberg, D. P., von Korff, M., et al. (2002) Understanding crossnational differences in depression prevalence. *Psychological Medicine*, 32, 585-594.

Simon, G., Ormel, J., VonKorff, M., et al. (1995) Health care costs associated with depressive and anxiety disorders in primary care. *American Journal of Psychiatry*, 152, 352-357.

Singleton, N., Bumpstead, R., O'Brien, M., *et al.* (2001) *Psychiatric morbidity among adults living in private households*. London: The Stationery Office.

Skoog, G. & Skoog, I. (1999) A 40-year follow-up of patients with obsessive compulsive disorder. *Archives of General Psychiatry*, 56, 121–127.

Skultety, K. M. & Zeiss, A. (2006) The treatment of depression in older adults in the primary care setting: an evidence-based review. *Health Psychology*, 25, 665–674.

Slattery, M. J., Dubbert, B. K., Allan, A. J., *et al.*, (2004) Prevalence of obsessive compulsive-disorder in patients with systemic lupus erythematosus. *Journal of Clinical Psychiatry* 65, 301–306.

Smith, A. B., Wright, E. P., Rush, R., *et al.* (2006) Rasch analysis of the dimensional structure of the Hospital Anxiety and Depression Scale. *Psycho-Oncology*, 15, 817–827.

Smolders, M., Laurant, M., Roberge, P., *et al.* (2008) Knowledge transfer and improvement of primary and ambulatory care for patients with anxiety. *Canadian Journal of Psychiatry*, 53, 277–293.

Schnurr, P. P. & Green, B. L. (eds) (2003) *Trauma and Health: Physical Consequences of Exposure to Extreme Stress*. Washington, DC: American Psychological Association.

Solomon, S. D. & Davidson, J. R. T. (1997) Trauma: prevalence, impairment, service use and cost. *Journal of Clinical Psychiatry*, 58, 5–11.

Souëtre, E., Lozet, H., Cimarosti, I., *et al.* (1994) Cost of anxiety disorders: impact of comorbidity. *Journal of Psychosomatic Research*, 38, 151–60.

Spitzer, R. L., Kroenke, K., Williams, J. B. W., *et al.* (2006) A brief measure for assessing generalized anxiety disorder: the GAD-7. *Archives of Internal Medicine*, 166, 1092–1097.

Spitzer, R. L., Kroenke, K., Williams, J. B., *et al.* (1999) Validation and utility of a self-report version of the PRIME-MD: the PHQ primary care study. *Journal of the American Medical Association*, 282, 1737–1744.

Stansfeld, S. A., Fuhrer, R., Shipley, M. J., *et al.* (1999). Work characteristics predict psychiatric disorder: prospective results from the Whitehall II Study. *Occupational and Environmental Medicine*, 56, 302–307.

- Stark, D., Kiely, M., Smith, A., *et al.* (2002) Anxiety disorders in cancer patients: Their nature, associations, and relation to quality of life. *Journal of Clinical Oncology*, 14, 3137-3148.
- Steinman, L. E., Frederick, J. T., Prohaska, T., *et al.* (2007) Recommendations for treating depression in community-based older adults. *American Journal of Preventative Medicine*, 33, 175-181.
- Steketee, G., Frost, R. & Bogart, K. (1996) The Yale-Brown Obsessive Compulsive Scale: interview versus self-report. *Behaviour Research and Therapy*, 34, 675-684.
- Taylor, S., Thordarson, D.S. & Sachting, I. (2002) Obsessive-compulsive disorder. In *Handbook of Assessment and Treatment Planning for Psychological Disorders* (eds M.M. Anthony & D.H. Barlow), pp. 182-214. New York: Guilford Press.
- Taylor, S. (1995) Assessment of obsessions and compulsions: reliability, validity, and sensitivity to treatment effects. *Clinical Psychology Reviews*, 15, 261-296.
- The MaGPlE Research Group (2005) Do patients want to disclose psychological problems to GPs? *Family Practice*, 22, 631-637.
- Thomas, C. M. & Morris, S. (2003) Cost of depression among adults in England in 2000. *British Journal of Psychiatry*, 183, 514-519.
- Thompson, C., Kinmonth, A. L., Steven, L., *et al.* (2000) Effects of a clinical-practice guideline and practice-based education on detection and outcome of depression in primary care: Hampshire Depression Project randomized controlled trial. *Lancet*, 355, 50-57.
- Thompson, C., Ostler, K., Peveler, R. C., *et al.* (2001) Dimensional perspective on the recognition of depressive symptoms in primary care. *British Journal of Psychiatry*, 179, 317-323.
- Thornicroft, G. & Tansella, M. (2004) Components of a modern mental health service: a pragmatic balance of community and hospital care. *British Journal of Psychiatry*, 185, 283-298.
- Tieman, J., Mitchell, G., Shelby-James, T., *et al.* (2007) Integration, coordination and multi-disciplinary care: what can these approaches offer to Australian Primary Health Care? *Australian Journal of Primary Health*, 13, 56-66.

Tiemens, B. G., Ormel, J., Jenner, J. A., et al (1999) Training primary-care physicians to recognize, diagnose and manage depression: does it improve patient outcomes? *Psychological Medicine*, 29, 833-845.

Titov, N., Andrews, G., Robinson, E., et al. (2009) Clinician-assisted internet-based treatment is effective for generalized anxiety disorder: randomized controlled trial. *Australian and New Zealand Journal of Psychiatry* 43, 905-912

Tylee A. & Walters P. (2007) Underrecognition of anxiety and mood disorders in primary care: why does the problem exist and what can be done? *Journal of Clinical Psychiatry*, 68, 27-30.

Tylee, A., Freeling, P., Kerry, S., et al. (1995) How does the content of consultations affect the recognition by general practitioners of major depression in women? *British Journal of General Practice*, 45, 575-578.

Tyrer, P., Seivewright, H. & Johnson, T. (2004) The Nottingham study of neurotic disorder: predictors of 12-year outcome of dysthymia, panic disorder and generalized anxiety disorder. *Psychological medicine*, 34, 1385-1394.

Üstün, T. B. & Sartorius, N. (eds) (1995) *Mental Illness in General Health Care: an international study*. Chichester: Wiley.

Ustun, T. B., Ayuso-Mateos, J. L., Chatterji, S., et al. (2004) Global burden of depressive disorders in the year 2000. *British Journal of Psychiatry*, 184, 386-392.

Van Citters, A.D. & Bartels, S.J. (2004) A systematic review of the effect of community-based mental health outreach services for older adults. *Psychiatric Services*, 55, 1237-1249.

Vanherck, P., Vanhaecht, K. & Sermeus, W. (2004) Effects of clinical pathways: do they work? *Journal of Integrated Pathways*, 8, 95.

Van Oppen, P. & Arntz, A. (1994) Cognitive therapy for obsessive-compulsive disorder. *Behaviour Research and Therapy*, 32, 79-87.

Van Voorhees, B. W., (2007) Reducing health disparities in depressive disorders outcomes between non-hispanic whites and ethnic minorities. A call for pragmatic strategies over the life course. *Medical Care review*, 64, 157-194.

Van Voorhees, B. W., Walters, A. E., Prochaska, M., et al. (2007) Reducing health disparities in depressive disorders outcomes between non-Hispanic whites and ethnic minorities: a call for pragmatic strategies over the life course. *Medical Care Research and Review*, 64, 157-194.

Vanhaecht, K., Bollmann, M., Bower, K., *et al.* (2007) Prevalence and use of clinical pathways in 23 countries – an international survey by the European Pathway Association. *Journal of Integrated Care Pathways*, 10, 28–34.

Von Korff, M., Shapiro, S., Burke, J. D., *et al.* (1987) Anxiety and depression in a primary care clinic. Comparison of Diagnostic Interview Schedule, General Health Questionnaire, and practitioner assessments. *Archives of General Psychiatry* 44, 152–156.

Waraich, P., Goldner, E. M., Somers, J. M. *et al.* (2004) Prevalence and incidence studies of mood disorders: a systematic review of the literature. *Canadian Journal of Psychiatry*, 49, 124–138.

Warrilow, A. E. & Beech, B. (2009) Self-help CBT for depression: opportunities for primary care mental health nurses? *Journal of Psychiatric and Mental Health Nursing*, 16, 792–803.

Weathers, F. W. & Ford, J. (1996) Psychometric properties of the PTSD Checklist (PCL–C, PCL–S, PCL–M, PCL–PR). In *Measurement of Stress, Trauma and Adaptation* (ed Stamm, B. H.). Lutherville, MD: Sidran Press.

Webb, S. A., Diefenbach, G., Wagener, P., *et al.* (2008) Comparison of self-report measures for identifying late-life generalized anxiety in primary care. *Journal of Geriatric Psychiatry and Neurology*, 21, 223–231.

Weich, S. & Lewis, G. (1998a) Poverty, unemployment and common mental disorders: population based study. *British Medical Journal*, 317, 115–119.

Weich, S. & Lewis, G. (1998b) Material standard of living, social class, and the prevalence of the common mental disorders in Great Britain. *Journal of Epidemiology & Community Health*, 52, 8–14.

Weiss, D. S. & Marmar, C. R. (1997) The Impact of Event Scale – Revised. In *Assessing Psychological Trauma and PTSD* (eds Wilson, J. P. & Keane, T. M.), pp. 399–411. New York: Guilford Press.

Weissman, M. M., Broadhead, W. M., Olfson, M., *et al.* (1998) A diagnostic aid for detecting (DSM-IV) mental disorders in primary care. *General Hospital Psychiatry*, 20, 1–11.

Weissman, M. M. & Merikangas, K. R. (1986) The epidemiology of anxiety and panic disorders: an update. *Journal of Clinical Psychiatry*, 47, 11–17.

Welkowitz, L. A., Struening, E. L., Pittman, J., *et al.* (2000) Obsessive-compulsive disorder and comorbid anxiety problems in a national anxiety screening sample. *Journal of Anxiety Disorders*, 14, 471–482.

Wells, A. (2000) *Emotional Disorders and Metacognition: Innovative Cognitive Therapy*. New York, NY: John Wiley & Sons.

Wells, K. B., Sherbourne, C., Schoenbaum, M., *et al.* (2000) Impact of disseminating Quality Improvement Programs for depression in managed primary care. *Journal of the American Medical Association*, 283, 212-220.

Westen, K. & Morrison, A. (2001) A multidimensional meta-analysis of treatments for depression, panic, and generalized anxiety disorder: an empirical examination of the status of empirically supported treatments. *Journal of Consulting and Clinical Psychology*, 69, 875-899

Wetherell, J. L., Kim, D. S., Lindamer, L. A., *et al.* (2007) Anxiety disorders in a public mental health system: clinical characteristics and service use patterns. *Journal of Affective Disorders*, 104, 179-83.

Whelan-Goodinson, R., Ponsford, J. & Schonberger, M. (2009) Validity of the Hospital Anxiety and Depression Scale to assess depression and anxiety following traumatic brain injury as compared with the Structured Clinical Interview for DSM-IV. *Journal of Affective Disorders*, 114, 94-102.

WHO (2002) *The World Health Report 2002: Reducing Risks, Promoting Healthy Life*. Geneva, Switzerland: WHO.

Whooley, M. A., Avins, A. L., Miranda, J., *et al.* (1997) Case-finding instruments for depression. Two questions are as good as many. *Journal of General Internal Medicine*, 12, 439-445.

Wilkinson, M. J. B. & Barczak, P. (1988) Psychiatric screening in general practice: comparison of the general health questionnaire and the hospital anxiety depression scale. *The Journal of Royal College of General Practitioners*, 38, 311-313.

Williams, J. W., Noel, P. H., Cordes, J.A., *et al.* (2002) Is this patient clinically depressed? *Journal of the American Medical Association*, 287, 1160-1170.

Williamson, R. J., Neale, B. M., Sterne, A., *et al.* (2005) The value of four mental health self-report scales in predicting interview-based mood and anxiety disorder diagnoses in sibling pairs. *Twin Research and Human Genetics*, 8, 101-107.

Wilson, A., Tobin, M., Ponzio, V., *et al.* (1997) Developing a clinical pathway in depression: sharing our experience. *Australasian Psychiatry*, 7, 17-9.

Wittchen, H.U., & Jacobi, F. (2005) Size and burden of mental disorders in Europe-a critical review and appraisal of 27 studies. *European Neuropsychopharmacology*, 15, 357-376.

Wittchen, H-U., Carter, R., Pfister, H., *et al.* (2000) Disabilities and quality of life in pure and comorbid generalized anxiety disorder and major depression in a national survey. *International Clinical Psychopharmacology*, 15, 319-328.

Wittchen, H. U., Kessler, R. C., Beesdo, K., *et al.* (2002) Generalised anxiety and depression in primary care: prevalence, recognition, and management. *Journal of Clinical Psychiatry*, 63, 24-34.

World Bank (1993) *World Development Report: Investing in Health Research Development*. Geneva, Switzerland: World Bank.

World Health Organisation. *International Classification of Diseases (ICD-10)* (2007)

World Health Organization. *The Composite International Diagnostic Interview (CIDI)*. Geneva, Switzerland: World Health Organization.

Worrall, G., Angel, J. & Chaulk, P. (1999) Effectiveness of an educational strategy to improve family physicians' detection and management of depression: A randomized controlled trial. *Canadian Medical Association Journal*, 161, 37-40.

Yonkers, K. A., Warshaw, M. G., Massion, A. O. *et al.* (1996) Phenomenology and course of generalised anxiety disorder. *The British Journal of Psychiatry*, 168, 308-313.

Zander, K., Etheredge, M. L. & Bower, K. (1987) *Nursing Case Management: Blueprints for Transformation*. Boston: New England Medical Centre.

Zatzick, D. F., Marmar, C. R., Weiss, D. S. *et al.* (1997) Posttraumatic stress disorder and functioning and quality of life outcomes in a nationally representative sample of male Vietnam veterans. *American Journal of Psychiatry*, 154, 1690-1695.

Zhu, B., Zhao, Z., Ye, W., *et al.* (2009) The cost of comorbid depression and pain for individuals diagnosed with generalized anxiety disorder. *Journal of Nervous & Mental Disease*, 197, 136-139.

Zigmond, A. S. & Snaith, R. P. (1983) The Hospital Anxiety and Depression Rating Scale. *Acta Psychiatrica Scandinavica*, 67, 361-370.



Zigmond, A. S. & Snaith, R. P. (1983) The hospital anxiety and depression scale. *Acta Psychiatrica Scandinavica*, 67, 361-70.

Zimmerman, M., McDermut, W., & Mattia, J. I. (2000). Frequency of anxiety disorders in psychiatric outpatients with major depressive disorder. *American Journal of Psychiatry*, 157, 1337-1340.

Zohar, J. & Judge, R. (1996) Paroxetine versus clomipramine in the treatment of obsessive-compulsive disorder. OCD Paroxetine Study Investigators. *British Journal of Psychiatry*, 169, 468-474.