Appendix W: Further results of the guideline economic analyses

A.1 Guideline economic analysis on parent training for the management of behaviour that challenges in children and young people with a learning disability

Table 1. Deterministic results of economic analysis of parent training for the management of behaviour that challenges in children and young people with a learning disability – mean costs and QALYs for 100 families of children and young people with a learning disability receiving treatment

Intervention	Mean total cost	Mean total QALYs	ICER versus wait list
Group parent training	£36,230	79.20	£28,067/QALY
Wait list	£0	77.91	N/A
Incremental	£36,230	1.33	

Figure 1. Cost effectiveness plane showing incremental costs and QALYs of parent training versus wait list – mean probabilistic results

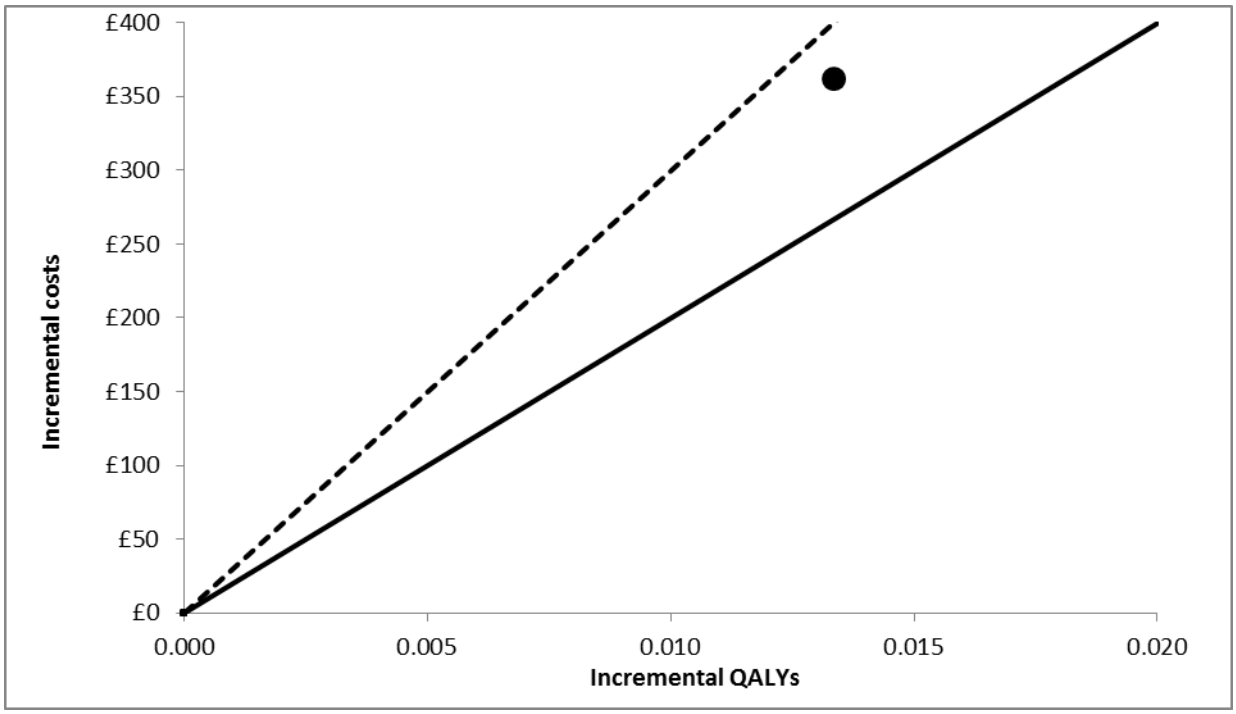

(a) The straight line shows the lower NICE cost effectiveness threshold of £20,000/QALY; the dotted line shows the upper NICE cost effectiveness threshold of £30,000/QALY.
(b) The circle represents parent training, while wait list is placed at the origin.

A.2 Guideline economic analysis on sleep interventions

Table 2. Deterministic results of economic analysis of psychosocial, pharmacological and combined interventions for the management of sleep problems in children and young people with a learning disability – mean costs and QALYs per child or young person receiving treatment

Intervention	Probability of non-improvement in sleep problems under wait list					
	0.900			0.925		
	Total cost	Total QALYs	ICER (£/QALY)	Total cost	Total QALYs	ICER (£/QALY)
WL	0	0.4520		0	0.4504	
Psychosocial intervention	£447	0.4669	ext dominance	£447	0.4628	ext dominance
Melatonin - tablets	£412	0.4779	£15,872	£412	0.4749	£16,830
Melatonin - oral solution	£558	0.4779	dominated	£558	0.4749	dominated
Melatonin - oral suspension	£757	0.4779	dominated	£757	0.4749	dominated
Combination - tablets	£858	0.4966	£23,846	£858	0.4955	£21,644
Combination - oral solution	£1,005	0.4966	dominated	£1,005	0.4955	dominated
Combination – oral suspension	£1,203	0.4966	dominated	£1,203	0.4955	dominated
Intervention	**Probability of non-improvement in sleep problems under wait list**					
	0.950			**0.975**		
	Total cost	**Total QALYs**	**ICER**	**Total cost**	**Total QALYs**	**ICER**
WL	0	0.4489		0	0.4473	
Psychosocial intervention	£447	0.4580	ext dominance	£447	0.4524	ext dominance
Melatonin - tablets	£412	0.4714	£18,285	£412	0.4673	ext dominance
Melatonin - oral solution	£558	0.4714	dominated	£558	0.4673	dominated
Melatonin - oral suspension	£757	0.4714	dominated	£757	0.4673	dominated
Combination - tablets	£858	0.4942	£19,559	£858	0.4927	£18,911
Combination - oral solution	£1,005	0.4942	dominated	£1,005	0.4927	dominated
Combination – oral suspension	£1,203	0.4942	dominated	£1,203	0.4927	dominated

Figure 2. Cost effectiveness plane showing incremental costs and QALYs of sleep interventions versus wait list – mean probabilistic results

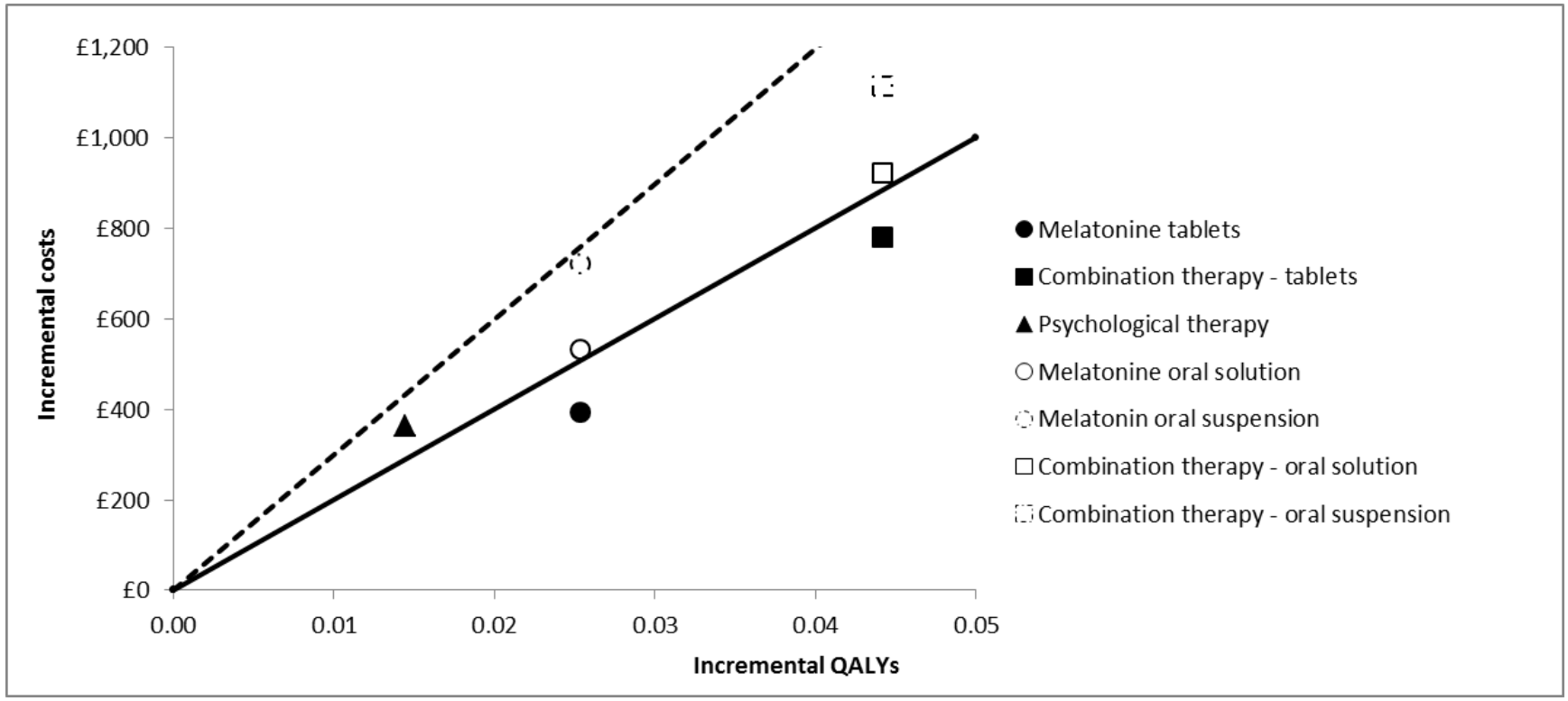

(c) The straight line shows the lower NICE cost effectiveness threshold of £20,000/QALY; the dotted line shows the upper NICE cost effectiveness threshold of £30,000/QALY.
(d) Wait list is placed at the origin.

A.3 Guideline economic analysis on antipsychotics for the management of behaviour that challenges in children and young people with a learning disability

Table 3. Deterministic results of economic analysis of antipsychotics for the management of behaviour that challenges in children and young people with a learning disability – mean costs and QALYs for 100 children and young people with a learning disability receiving treatment

Intervention	Mean total cost	Mean total QALYs	Incremental analysis
Risperidone – orodispersible tablets	£268	0.448	Dominated
Risperidone – oral solution	£98	0.448	Dominated
Risperidone - tablets	£17	0.448	£1,420/QALY
Aripiprazole	£490	0.443	Dominated
Wait list	£0	0.437	

Figure 3. Cost effectiveness plane showing incremental costs and QALYs of antipscyhotics versus placebo – mean probabilistic results

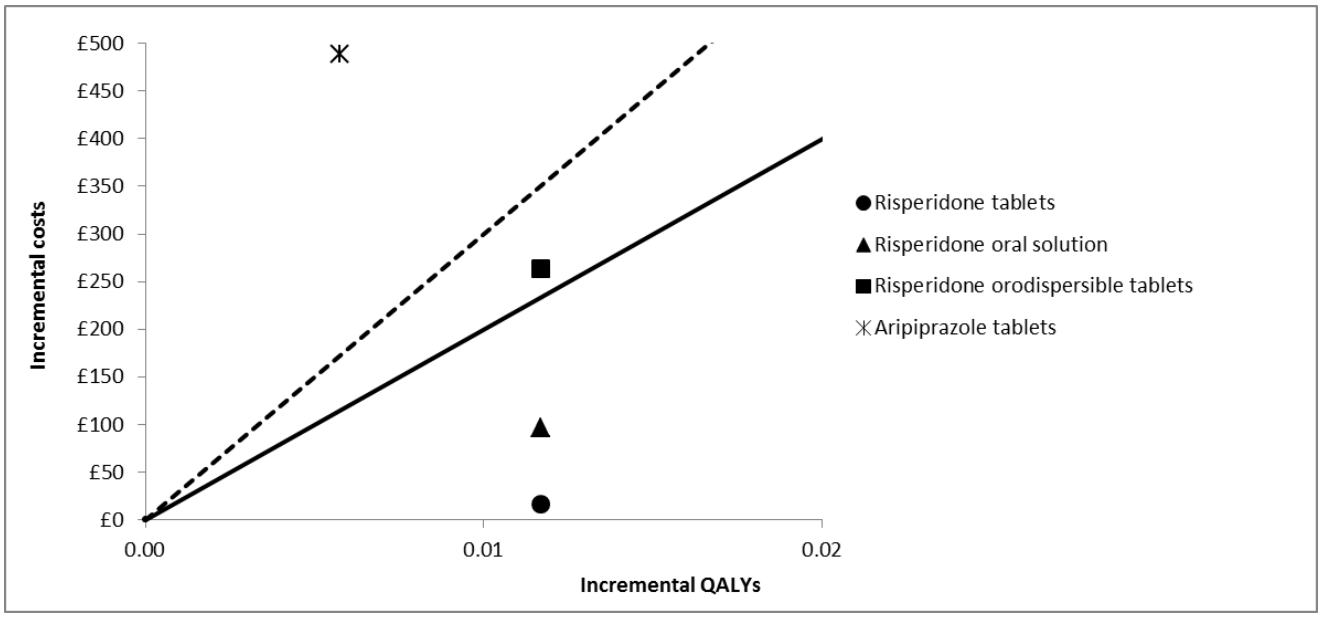

(e) The straight line shows the lower NICE cost effectiveness threshold of £20,000/QALY; the dotted line shows the upper NICE cost effectiveness threshold of £30,000/QALY.
(f) Wait list is placed at the origin.