

NICE syndication service and application programming interface (API) guide

Corporate document

Published: 31 July 2018

Last updated: 19 July 2023

www.nice.org.uk/corporate/ecd10

Contents

Introduction	4
What NICE content is available for syndication?.....	5
How to apply	7
Getting started	11
Using your API key to explore NICE content.....	13
Identifying resource types.....	13
Making requests	14
Response codes	15
Guidance	16
Option 1: guidance by date	16
Option 2: guidance index.....	18
Option 3: guidance programmes	18
Option 4: guidance taxonomy	19
Option 5: guidance structured documents by date	19
Downloading guidance in PDF format	19
Information for the public index (guidance category)	21
Appendix A: current content listings on the NICE website available through syndication ..	23
Appendix B: required licence agreements for usage reporting	24
Appendix C: attribution statements required under licence agreements	25
Mobile applications	25
Appendix D: current taxonomy categories	26
Conditions and diseases	26
Health and social care delivery	27
Health protection	28
Lifestyle and wellbeing	28
Population groups	29

Settings 29

Contact NICE 31

Update information 32

Introduction

July 2023: We updated this guide to reflect changes to the syndication service since it was first launched. For further details, see [update information](#).

The NICE syndication service encourages commercial and non-commercial third parties from the UK and overseas to use the unique repository of national content and advice we produce in their own systems and services. This guide outlines the types of content available through syndication and shows you how to navigate the application programming interface (API) to identify, access and easily extract the content you require for your own applications, systems and platforms.

Our aim is to formalise and control the distribution of NICE content through a quality-assured service, limiting unauthorised use by openly providing content suitable for integration and presentation. Benefits include links with NICE and the use of our logo, where appropriate, within your application or system. All NICE content is periodically reviewed and updated, and you will automatically get updated content when using the service.

Caching the information is recommended, refreshing it as agreed with NICE. The usual timeframes for caching are:

- immediately at the request of NICE, or
- for page views by feed: no less than once every 24 hours, and
- for all other information: no less than once every 7 days.

The licensed guidance content can be used for decision support tools, interactive tools, resource discovery services, websites, mobile apps, research, and more.

Our site is designed as a representational state transfer (REST) interface, for developers and content integrators to explore the services we have available and understand how to access and use the NICE API.

The syndication feed for our guidance is currently available in:

- text/html
- application/atom+xml
- application/vnd.nice.syndication.services+json
- application/vnd.nice.syndication.services+xml.

Please note that access to NICE syndicated content through the API will need someone with technical knowledge to interrogate the syndication feed and manage integration, including an ability to work with and consume .xml using a backend scripting technology. The [section on using your API key to explore NICE's content](#) offers technical advice on how to use the API. You can also view this information by clicking 'help' at the top of all content pages accessed through the API.

What NICE content is available for syndication?

Subject to a licence agreement with NICE, the syndication service currently grants access to NICE guidance, including quality standards and information for the public (summaries written in plain language).

Links to all products available through syndication on the NICE website can be found in [appendix A](#).

Box 1 Summary of NICE guidance available for syndication

- antimicrobial prescribing guidelines
- cancer service guidelines
- clinical guidelines
- COVID-19 rapid guidelines
- medicines practice guidelines
- NICE guidelines
- public health guidelines
- safe staffing guidelines
- social care guidelines
- diagnostics guidance
- health technology evaluation guidance
- highly specialised technologies guidance
- interventional procedures guidance
- medical technologies guidance
- technology appraisal guidance
- quality standards
- information for the public.

'NICE guidelines' refers to evidence-based recommendations for health and care in England, which are also applicable to Wales, and includes the other guideline categories listed in box 1, such as clinical, public health and social care guidelines. Updated guidelines that were originally published before 2015 are republished as part of this category under an NG number. If they are not substantially updated, they retain their original number and category (for example, CG or PH).

How to apply

Applications can be submitted at any time, and each application is considered on its own merits. To apply, first complete an application form, available on the [how to apply section of the NICE syndication API page](#), and agree to the generic terms of one of the 4 licence formats.

Applications should be sent to syndication@nice.org.uk and are considered monthly. An assessment based on your application will be circulated to our internal review panel and inform the eventual licence use case, so please provide as much detail as possible.

We are happy to receive additional information outside of the form if you feel this would be helpful. Please also note that commercial applicants will need to complete a confidential due diligence form if the application is successful but not for a 'test' licence.

The syndication process is outlined in box 2, and the 4 types of licensing arrangement are summarised in table 1.

Box 2 The NICE syndication process

1. Application

Domestic and international commercial/non-commercial third parties are assessed based on:

- impact on NICE resources
- strategic fit with NICE's syndication objectives
- risk to NICE business activity
- legitimacy of business model (if applicable)
- UK versus international use.

2. Licence options

- test (3 months)
- pilot (12 months)
- full (4 years)
- metadata (4 years).

3. Access

Syndication API.

4. Content available for syndication

NICE guidance.

Table 1 Summary of NICE syndication licences

Licence type	Duration	Purpose	Service fee
Full	4 years, with an option to renew for 2 sequential 12-month periods, subject to agreement in writing	Permits use of NICE content in live products, systems and platforms	See table 2

Licence type	Duration	Purpose	Service fee
Metadata only	4 years, with an option to renew for 2 sequential 12-month periods, subject to agreement in writing	Permits use of NICE guidance metadata in products and services on a domestic and international basis	No fee is applicable
Pilot	12 months maximum	Allows the applicant to test the market with a newly developed product	See table 2
Test	3 months	Allows the applicant to test the feasibility of developing a product from both a content and technical perspective. The licence is applicable to both domestic and international settings	No fee is applicable

The full and pilot licences are the same, except that the pilot licence gives the applicant more time to evaluate the content and their product with potential users than the 'test' licence below. The generic licences can be found in the [licences section of the NICE syndication API page](#). The international full and pilot licences form part of the generic international content licence.

After reviewing an initial application, NICE can issue a short-term test licence (maximum 3 months) for initial evaluation purposes on both a domestic and international basis, or the applicant can request this at the outset. Please note that any subsequent international use of NICE content, outside of metadata use, will be subject to the non-negotiable fees in table 2.

Applications must include details of the proposed use and can be accompanied by supporting information such as screenshots.

Table 2 Overseas syndication charges (including access to updates)

Pilot licence (12 months)	£40,000 (payable on signature)
---------------------------	--------------------------------

Full licence (4 years)	<ul style="list-style-type: none">• Year 1: £40,000 (payable on signature)• Year 2: £40,000• Year 3: £40,000• Year 4: £40,000.
------------------------	---

These fees are subject to VAT at the prevailing rate if paid from the UK.

It is the client's responsibility to obtain any information on local taxes/customs duties. If applicable, any taxes, duty or bond will be payable by the client. Withholding tax (WHT) will be added to the quote/invoice if applicable within a specific territory.

These fees are currently subject to review.

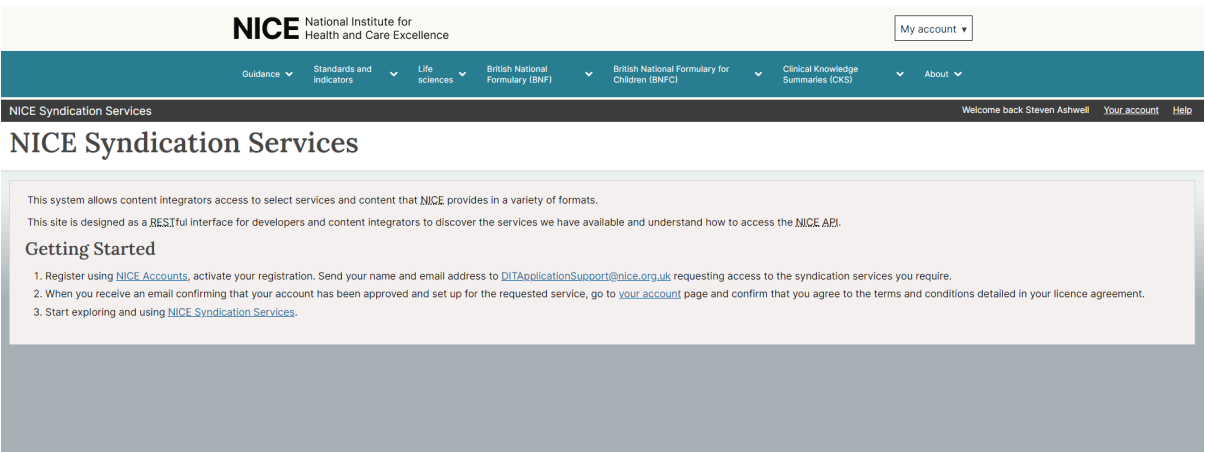
Please note that under the terms of the [NICE UK open content licence](#), there is no fee for providing content through the NICE syndication service if it is only used in the UK.

Getting started

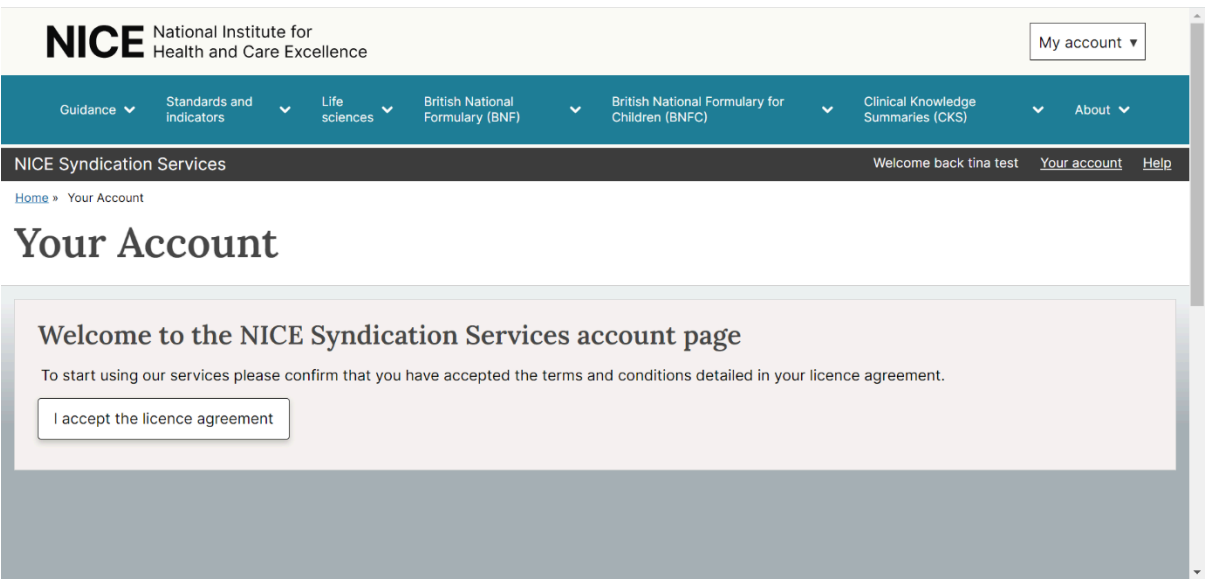
Once your application for a full, pilot or test licence has been approved, you will need to register for and activate your NICE account. Please request access for the person who will be using the service, including their name and email, from DITApplicationSupport@nice.org.uk, copying in syndication@nice.org.uk.

After you receive an email confirming that your registration has been set up and your API key is live, you can access the service by going to 'your account' and accepting the terms and conditions of your licence agreement. You will only have to do this once. Your unique API key will then give you access to the specific content categories covered by your licence after logging in.

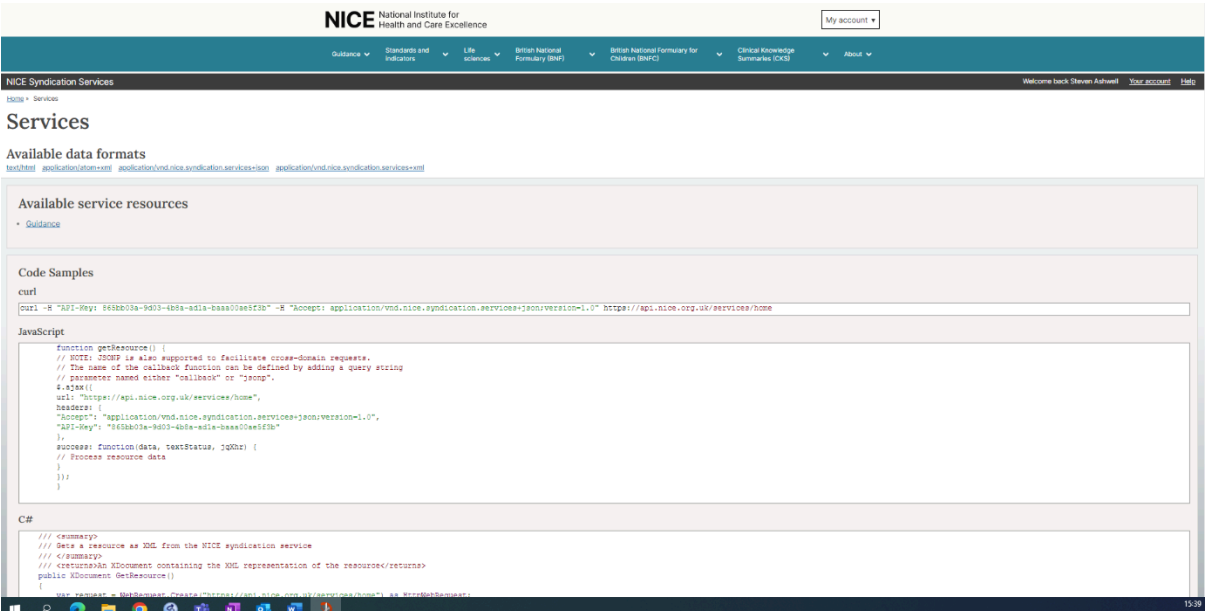
Screenshot 1 New accounts – first page after login



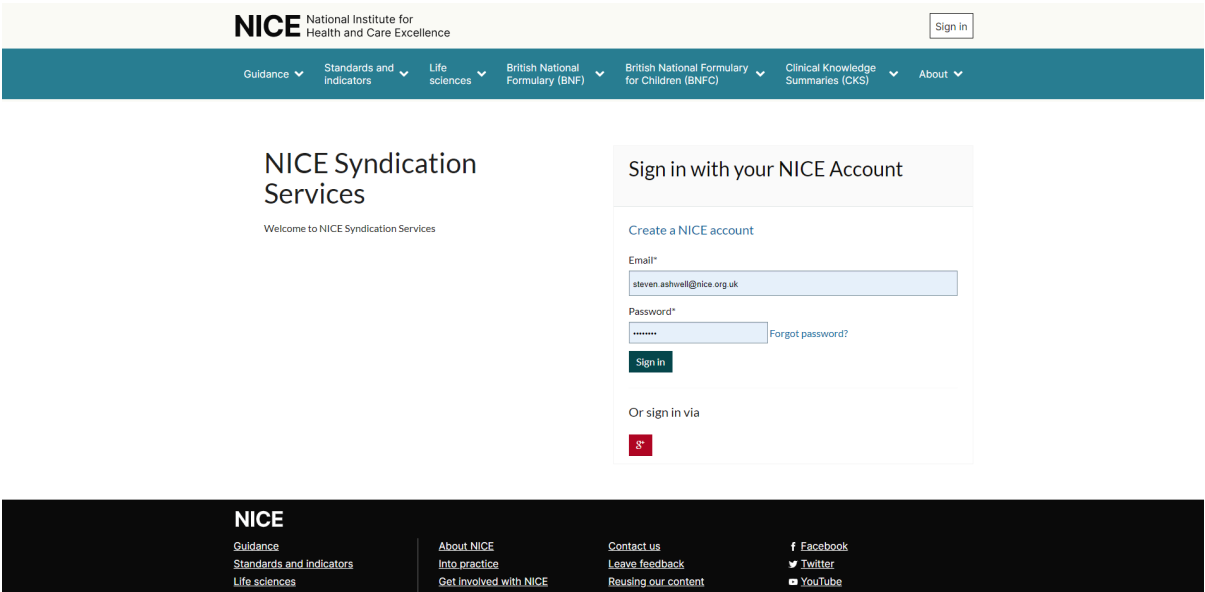
Screenshot 2 Logging in to your account page



Screenshot 3 Accept the licence agreement to see the categories covered by your licence



Screenshot 4 In future, you will go straight to the page shown in screenshot 1 after logging in



Using your API key to explore NICE content

The easiest way to find out what resources are available in the NICE syndication service is to use a web browser. Start at the top level of the service and follow the links to your desired resource.

If a resource is available in multiple formats (or 'representations'), each format will be linked at the top of the page. The media type of the response has been specified with the appropriate file extension to the URI: '.json' for application/json, '.xml' for application/xml, and so on. This file extension support makes it easier to link to different representations from a web page. The preferred method of content negotiation is to add an HTTP accept header (see [MDN web docs' references section on HTTP accept headers](#)) to the request, identifying the desired media type.

Identifying resource types

Most of the resources in the API link to other related resources. To identify the type of resource, all links include a 'rel' (or 'relationship') attribute – an idea borrowed from the [Atom specification](#).

In box 3, you can see 5 linked resources: the first, 'self', gives the URI of the current resource. The remaining 4 identify other resource types from the guidance hierarchy.

Box 3 Extract from the guidance resource xml

```

<Guidance xmlns:xsd=http://www.w3.org/2001/XMLSchema
xmlns:xsi="http://www.w3.org/2001/XMLSchema-instance"> <Title>Guidance</Title>

<Links>

<Link rel="self" uri=https://api.nice.org.uk/services/guidance title="Guidance" />

<Link rel="/linkrels/guidance/by-date/helper" uri="https://api.nice.org.uk/services/
guidance/by-date" title="Guidance By Date" />

<Link rel="/linkrels/guidance/index" uri="https://api.nice.org.uk/services/guidance/
index" title="Guidance Index" />

<Link rel="/linkrels/guidance/programmes" uri="https://api.nice.org.uk/services/
guidance/programmes" title="Guidance Programmes" />

<Link rel="/linkrels/guidance/taxonomy" uri="https://api.nice.org.uk/services/
guidance/taxonomy" title="Taxonomy" />

</Links>

</Guidance>

```

See the [link relationships page](#) for a complete list of relationship types used in the NICE syndication service API.

Making requests

To access the NICE syndication service from code (as opposed to our website), you will need to add 2 headers to your HTTP request:

- API-Key, with your API key as the associated value (this can be found on your account and is also embedded into the code samples in the HTML view of every resource).
- Accept, with the value set to the desired media types.

To determine the current state of a resource and help minimise data transfer between your

application and the syndication service, we support ETag (or 'entity tag'), Last-Modified headers and HEAD requests (see [MDN web docs' references section on ETag, Last-Modified and HEAD](#)).

Response codes

The response codes issued by the syndication service are explained below:

- 200 OK – the request was processed successfully.
- 304 Not Modified – the resource has not changed since the date specified in the request's If-Modified-Since header, or the ETag matches the value of the request's If-None-Match header (see [MDN web docs' references section on If-Modified-Since and If-None-Match](#)).
- 400 Bad Request – the request is malformed or a query string parameter or parameterised URI segment is in an unexpected format or out of range.
- 401 Unauthorized – the API key was either not sent in the request, not recognised or was recognised but is not currently active.
- 403 Forbidden – the API key was recognised but doesn't grant access to the requested resource.
- 404 Not Found – the requested URI doesn't exist within the syndication service or the resource identified by the URI is not present.
- 406 Not Acceptable – the media type requested is not available for this resource.
- 410 Gone – the resource is no longer available.
- 500 Internal Server Error – the server encountered an error while trying to process the request.

Guidance

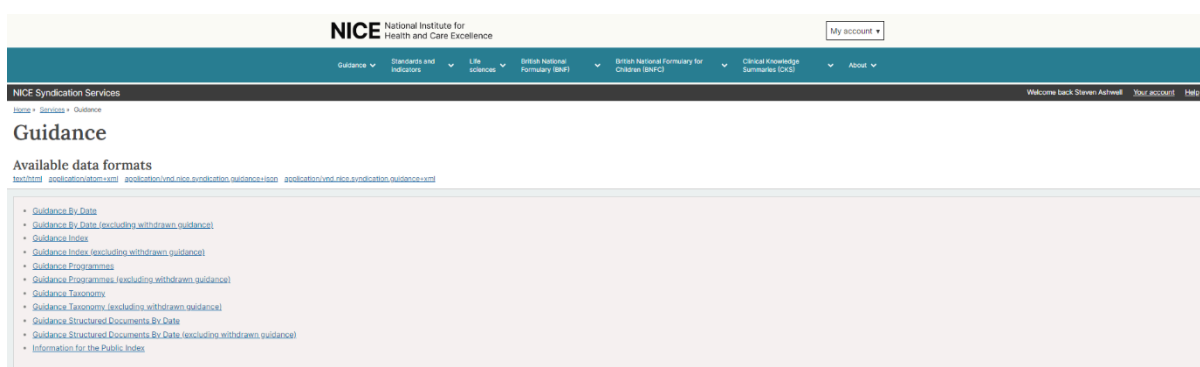
All guidance can be found within one of the following 5 categories (see screenshot 6). Each option has a version beneath it that excludes withdrawn guidance. The 3 available delivery formats appear at the top of each page for all content and are fully editable. Three examples of code samples on how to call the API are at the foot of each page – curl, JavaScript and c#.

- Guidance by date.
- Guidance index.
- Guidance programmes.
- Guidance taxonomy.
- Guidance structured documents by date.

There is also a link to an information for the public index (see the [section on the information for the public index](#)).

Our requirements on use statistics and attribution can be found in [appendix B](#) and [appendix C](#), respectively.

Screenshot 6 Entry points for searching guidance



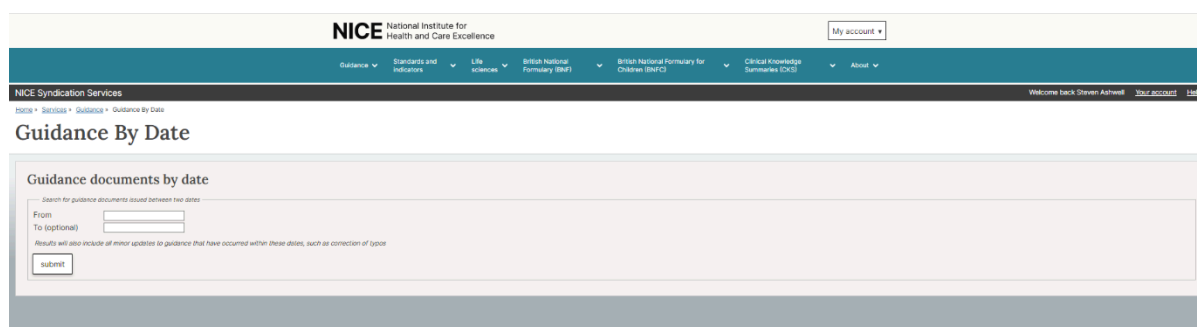
Option 1: guidance by date

From here, you can search for NICE guidance issued during a specific time period (see screenshot 7). While these are not listed alphabetically, you can select and create sub-lists

using a keyword search. The date format should be 'dd-mm-yyyy'.

Clicking on 'guidance by date' will take you to a generic product page with access to all selection options and available formats, including the 'structured' result option available in [guidance structured documents by date](#).

Screenshot 7 Guidance by date



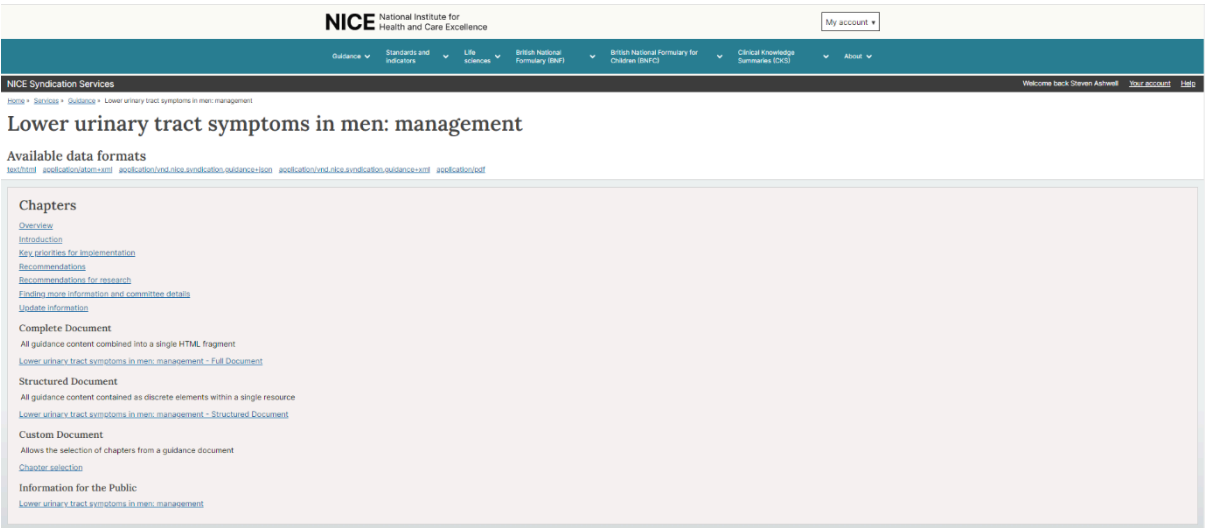
The screenshot shows the NICE Syndication Services website. The header includes the NICE logo and navigation links for Guidance, Standards and indicators, Life sciences, British National Formulary (BNF), British National Formulary for Children (BNFC), Clinical Knowledge Summaries (CKS), and About. A 'My account' link is also present. The main content area is titled 'Guidance By Date' and contains a search form for 'Guidance documents by date'. The form has a text input for 'Search for guidance documents issued between two dates', followed by 'From' and 'To (optional)' date fields, and a 'submit' button. A note below the form states: 'Results will also include all minor updates to guidance that have occurred within these dates, such as correction of typos'.

Individual guidance can then be accessed in 3 ways:

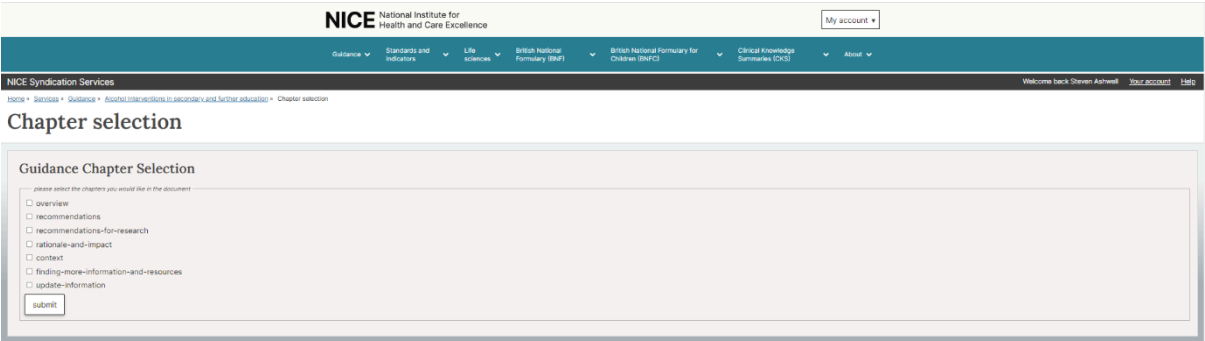
- by chapter (for example, 'Recommendations for research' within 'Lower urinary tract symptoms for men'; see screenshot 8). Clicking on a chapter section takes you to the text with links and code samples.
- by complete document, with the content forming a single HTML fragment with links to other documents and code samples.
- by structured document, with all guidance content as discrete elements within a single resource with links, text and code samples. Unlike the complete document, the structured document has distinct chapter and section xml tags.

By selecting one of the 3 delivery formats at the top of each page, updated content will automatically download to your system.

Screenshot 8 Guidance chapter selection, 'lower urinary tract symptoms in men'



Screenshot 9 Guidance chapter selection through custom document



Option 2: guidance index

The guidance index is a list of all current guidance by title (not alphabetical, but you can select and create sub-lists using a keyword search).

The guidance itself is then broken down with identical entry points to option 1 (chapters, complete document, and structured document).

Option 3: guidance programmes

From January 2015, guidance programmes are available with links to all current and future guidance (see [box 1](#)).

Within each programme, titles are listed by topic, which will then break down into chapters, complete chapters, structured document and custom document. You can also create sub-lists using a keyword search.

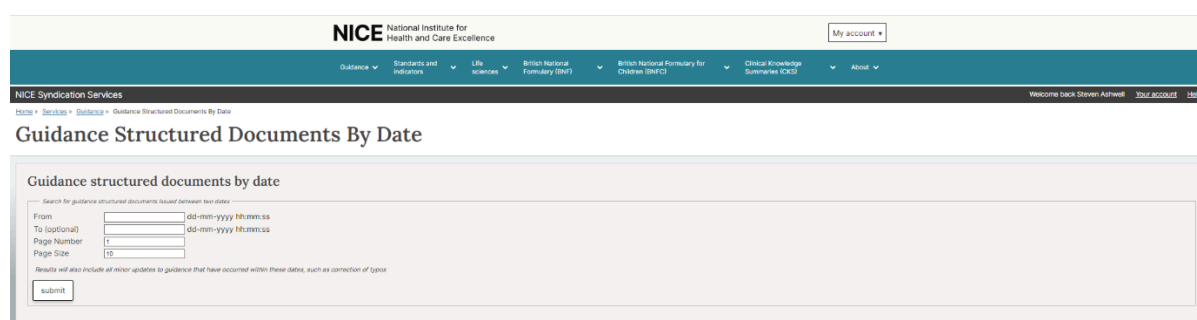
Option 4: guidance taxonomy

NICE content can also be searched by topic category. The current categories are: conditions and diseases, health and social care delivery, health protection, lifestyle and wellbeing, population groups, and settings. These categories absorb the historic categories and a breakdown of each category can be found in [appendix D](#).

Option 5: guidance structured documents by date

Search for guidance issued between 2 dates (see screenshot 10). Clicking on individual guidance then takes you to the structured document.

Screenshot 10 Guidance structured documents by date



The screenshot shows the NICE National Institute for Health and Care Excellence website. The header includes the NICE logo and navigation links for Guidance, Standards and indicators, Life sciences, British National Formulary (BNF), British National Formulary for Children (BNFC), Clinical Knowledge Summaries (CKS), and About. A 'My account' link is also present. Below the header, the breadcrumb trail reads: Home > Syndication > Guidance > Guidance Structured Documents By Date. The main heading is 'Guidance Structured Documents By Date'. The search form is titled 'Guidance structured documents by date' and includes a sub-header 'Search for guidance structured documents issued between two dates'. The form contains input fields for 'From' (with a date format hint 'dd-mm-yyyy HH:mm:ss'), 'To (optional)' (with a date format hint 'dd-mm-yyyy HH:mm:ss'), 'Page Number' (with a value of '1'), and 'Page Size' (with a value of '10'). A 'submit' button is at the bottom. A small note states: 'Results will also include all minor updates to guidance that have occurred within these dates, such as correction of typos'.

Downloading guidance in PDF format

On individual main guidance summary pages only, you will see in the 'available data formats' section at the top of the page an option to download content as a PDF (see screenshot 11). This mirrors what is offered on the NICE website.

Screenshot 11 PDF download option

NICE National Institute for Health and Care Excellence

My account ▼

Guidance ▼ Standards and indicators ▼ Life sciences ▼ British National Formulary (BNF) ▼ British National Formulary for Children (BNFC) ▼ Clinical Knowledge Summaries (CKS) ▼ About ▼

NICE Syndication Services

Welcome back Steven Ashwell [Your account](#) [Help](#)

[Home](#) > [Services](#) > [Guidance](#) > Abdominal aortic aneurysm: diagnosis and management

Abdominal aortic aneurysm: diagnosis and management

Available data formats

[text/html](#) [application/atom+xml](#) [application/vnd.nice.syndication.guidance+json](#) [application/vnd.nice.syndication.guidance+xml](#) [application/pdf](#)

Chapters

- [Overview](#)
- [Recommendations](#)
- [Recommendations for research](#)
- [Rationale and impact](#)
- [Context](#)
- [Finding more information and committee details](#)

Complete Document

All guidance content combined into a single HTML fragment

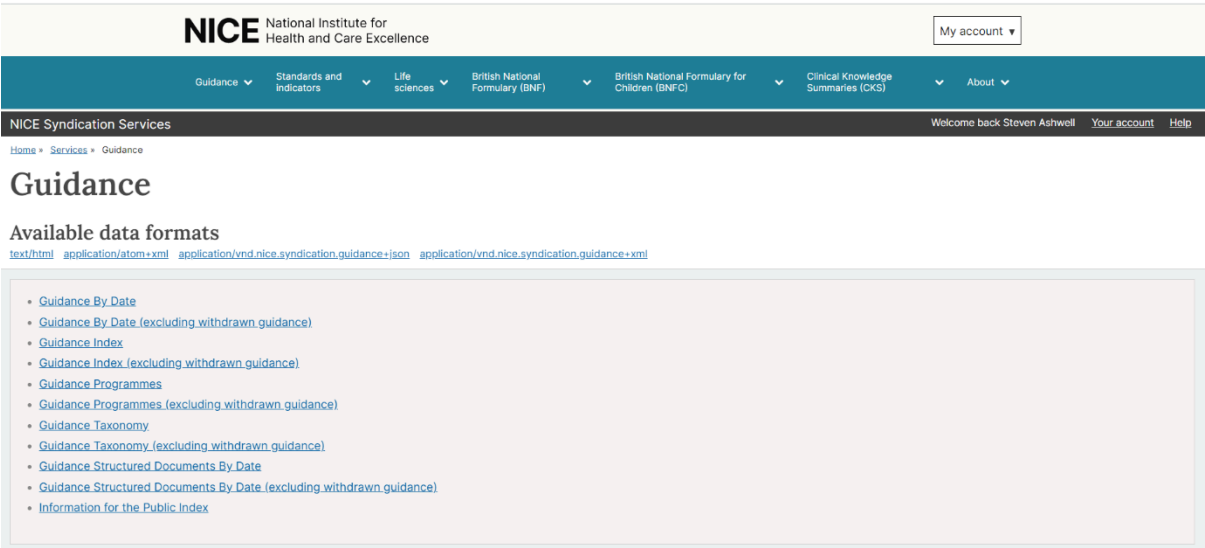
[Abdominal aortic aneurysm: diagnosis and management – Full Document](#)

Structured Document

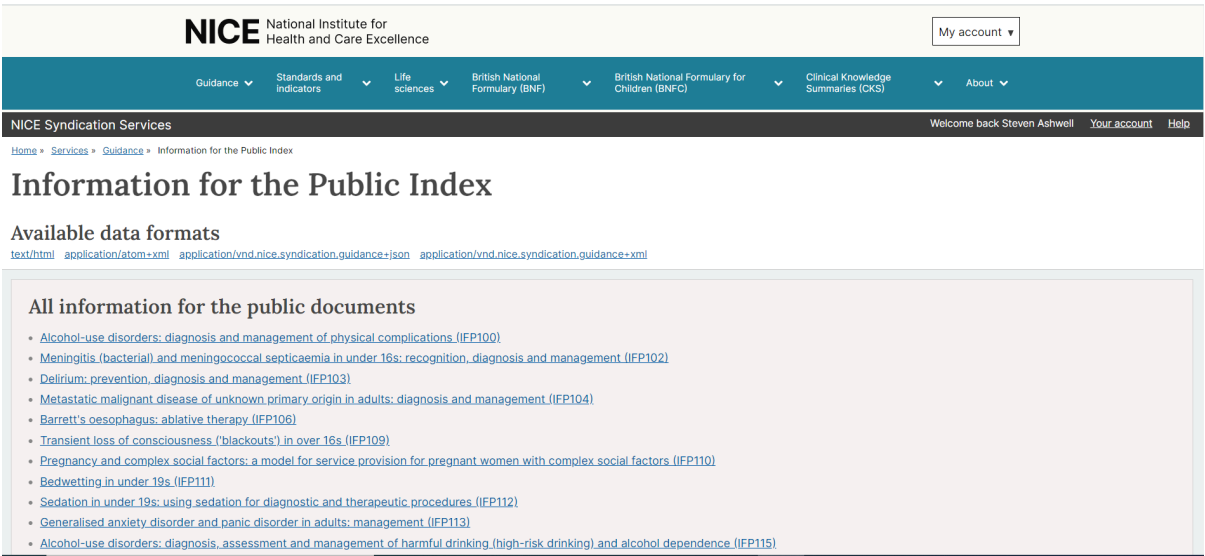
Information for the public index (guidance category)

Most NICE guidance is accompanied by plain language summaries, which can be found in the information for the public index (see screenshot 12). This will take you to the complete list of available information for the public documents (see screenshot 13).

Screenshot 12 Access to information for the public from guidance page



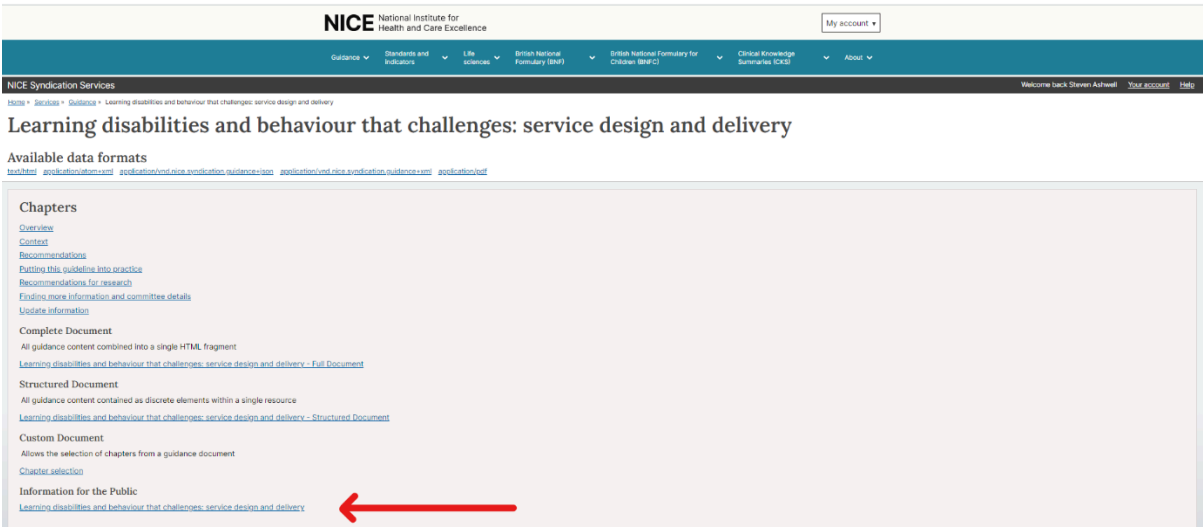
Screenshot 13 The information for the public index



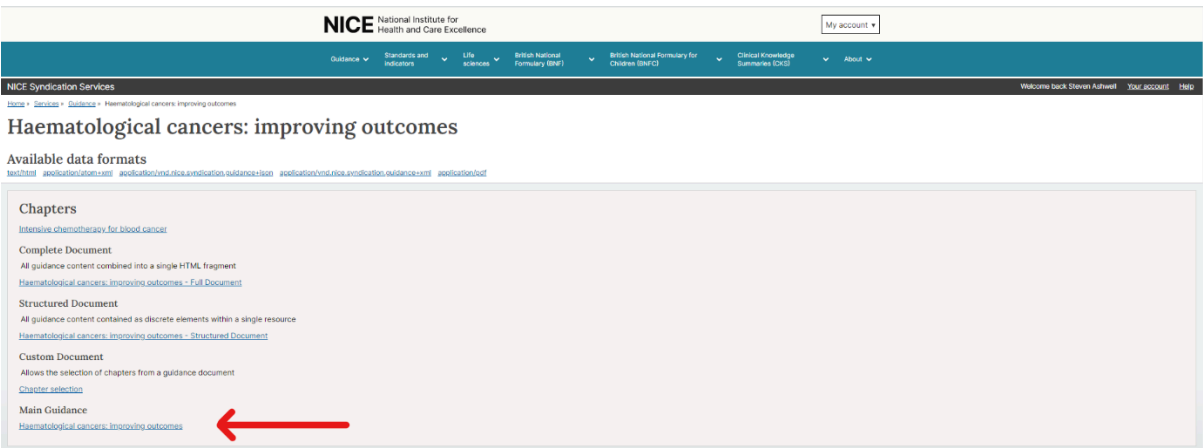
Alternatively, each guidance document contains a link to its accompanying information for the public (screenshot 14), which itself links back to the guidance (under 'main guidance');

see screenshot 15).

Screenshot 14 Access from a guidance document to the IFP



Screenshot 15 Access from an IFP back to the main guidance



Appendix A: current content listings on the NICE website available through syndication

The following links take you through to alphabetical lists of current product suites by content type on the NICE website:

- [antimicrobial prescribing guidelines](#)
- [cancer service guidelines](#)
- [clinical guidelines](#)
- [COVID-19 rapid guidelines](#)
- [diagnostics guidance](#)
- [health technology evaluation guidance](#)
- [highly specialised technologies guidance](#)
- [interventional procedures guidance](#)
- [medical technologies guidance](#)
- [medicines practice guidelines](#)
- [NICE guidelines](#)
- [public health guidelines](#)
- [safe staffing guidelines](#)
- [social care guidelines](#)
- [quality standards](#)
- [technology appraisal guidance](#).

Appendix B: required licence agreements for usage reporting

Usage reporting is subject to discussion with the applicant based on their individual use case(s), but we are looking for the following where possible.

You will provide details of the usage of the information, sorted by anonymous unique end user, and by website, service or system, in a monthly report including:

- The number of unique users accessing the information and your services by system, channel and territory (for example, website, desktop application, mobile service etc.) per calendar month.
- Usage of the information: the number of times the information is accessed by end users (reporting monthly), where 'accessed' means the information is displayed and/or transmitted to an end user.
 - The information should be identified specifically at the level of access using the specific API access path where possible (for example, Home > Services > Guidance > Smokeless tobacco cessation: South Asian communities > 2 Public health need and practice).
- Information detailing the refreshing of cached information:
 - immediately at the request of NICE
 - for page views by feed: no less than once every 24 hours.
- As part of the monthly report, you will make it clear that caching has taken place within the last reporting period and that new content has been installed on your platform and/or devices or has updated existing content.

Monthly reports should be submitted to the inbox syndication@nice.org.uk in a format allowing data to be extracted and manipulated (for example, Excel or CSV) by the tenth working day of the month after the reporting period.

Appendix C: attribution statements required under licence agreements

NICE content published, distributed and transmitted by you must include a method to display an acknowledgement of the source by including the following:

© National Institute for Health and Care Excellence 2023

'This content is made available by NICE (National Institute for Health and Care Excellence) but distributed by a third-party distributor. NICE takes no responsibility for the format in which this content is delivered. The distributor is responsible for incorporating updates from NICE and cannot alter NICE content in any way. Any content delivered alongside content provided by NICE will not necessarily reflect the views of either NICE or those organisations commissioned to develop NICE guidance.'

Wherever possible, the NICE logo must be:

- displayed on every web page that contains NICE content
- placed above the fold
- clearly visible in line with the associated information
- subject always to there being no implication that either the third-party service or its content is approved or verified by NICE.

A full resolution version of the NICE logo and the NICE brand guidelines are available on request.

Mobile applications

A 'content provided by NICE' strapline, available from NICE, must be displayed at category or content page level and/or within the splash screen where any information is predominant.

Appendix D: current taxonomy categories

Conditions and diseases

- blood and immune system conditions
- cancer
- cardiovascular conditions
- chronic and neuropathic pain
- cystic fibrosis
- diabetes and other endocrinal, nutritional and metabolic conditions
- digestive tract conditions
- ear, nose and throat conditions
- eye conditions
- fertility, pregnancy and childbirth
- gynaecological conditions
- infections
- injuries, accidents and wounds
- kidney conditions
- liver conditions
- ME/CFS
- mental health, behavioural and neurodevelopmental conditions
- multiple long-term conditions
- musculoskeletal conditions

- neurological conditions
- oral and dental health
- respiratory conditions
- skin conditions
- sleep and sleep conditions
- urological conditions.

Health and social care delivery

- acute and critical care
- adult's social care
- antimicrobial stewardship
- children's social care
- contraception
- emergency care
- end of life care
- joint replacement
- maternity services
- medicines management
- mental health services
- multiple long-term conditions
- oral and dental health
- organ and tissue transplantation
- patient and service user care

- primary care management
- safeguarding
- service transition
- staffing
- suicide prevention
- surgical care
- termination of pregnancy services.

Health protection

- communicable diseases
- drug misuse
- environment.

Lifestyle and wellbeing

- addiction
- alcohol
- behaviour change
- diet, nutrition and obesity
- drug misuse
- mental health and wellbeing
- oral and dental health
- physical activity
- sexual health
- sleep and sleep conditions

- smoking and tobacco
- sunlight exposure.

Population groups

- behaviour change
- black and minority ethnic groups
- carers
- children and young people
- infants and neonates
- older people
- people with learning disabilities
- people with physical disabilities
- socio-economic status
- vulnerable groups.

Settings

- accident and injury prevention
- care homes
- communities
- community engagement
- drug misuse
- environment
- home
- hospitals

- prisons and other secure settings
- schools and other educational settings
- transport
- workplaces.

Contact NICE

For further advice and support, please email syndication@nice.org.uk.

Update information

July 2023: We updated this guide to reflect changes to the syndication service since it was first launched. We have removed content that related to decommissioned services. New endpoints that exclude withdrawn guidance have been added and are now included in the guide.

We have updated some wording to bring the language and style up to date, without changing the meaning.

- Some of the background technical context has been updated with new links.
- Screenshots have been updated and now reflect new branding.
- A new licence type has been added and there are general updates on wording for clarity.

ISBN: 978-1-4731-5105-5