

The cost-effectiveness of behaviour change interventions designed to reduce Coronary Heart Disease: A thorough review of existing literature

*Final Phase 1 Report for the project "Health Economic Analysis of prevention and intervention approaches to reducing incidence of Coronary Heart Disease"*

Julia Fox-Rushby  
Gethin Griffith  
Elli Vitsou  
Martin Buxton

**September 2006**

Health Economics Research Group,  
Brunel University, Uxbridge, Middlesex UB8 3PH, UK



## **Foreword by Lesley Owen, Catherine Swann and Jane Huntley, NICE**

The National Institute for Health and Clinical Excellence ('NICE' or 'the Institute') has been asked by the Department of Health to develop public health programme guidance on supporting knowledge, attitude and behaviour change. Specifically to produce guidance on *"The most appropriate means of generic and specific interventions to support attitude and behaviour change at population and community levels."*

This public health programme guidance will consist of recommendations on broad-ranging (those that may apply across a range of topics or behaviours) and specific interventions (those that relate to a particular activity like smoking) that aim to promote or support attitude, knowledge and behaviour change, in order to help reduce the risk of developing preventable diseases or conditions or help to promote healthier lifestyles. This guidance will provide recommendations for good practice, based on the best available evidence of effectiveness, including cost effectiveness.

Five reviews have been commissioned to inform the development of this guidance and these are as follows:

1. A review of the use of the Health Belief Model (HBM), the Theory of Reasoned Action (TRA), the Theory of Planned Behaviour (TPB) and the Trans-Theoretical Model (TTM) to study and predict health related behaviour change.
2. A review of the social and cultural context on the effectiveness of health behaviour change interventions in relation to diet, exercise and smoking cessation.
3. A review of the effectiveness of general interventions delivered outside public health (eg. marketing) at changing knowledge, attitudes and behaviour.
4. A review of the effectiveness of public health interventions including policy and legislative measures in changing knowledge, attitudes and behaviour,
5. A review of the effectiveness of interventions to support and maintain health producing knowledge, attitudes and behaviour.

### **Economic Evaluation**

Rather than undertake separate health economic reviews for each of the areas identified above NICE has initiated a process that seeks ultimately to compare and contrast the cost-effectiveness of prevention, intervention and treatment strategies aimed at changing behaviour.

As a first step in this process NICE has narrowed the scope of the health economic analysis and focussed on prevention and intervention strategies aimed at reducing Coronary Heart Disease. The aim of the analysis is to synthesize and analyse information on a range of approaches within each of the following four broad strategies:

1. Prevention in childhood
2. General prevention in adulthood
3. Intervention in adulthood to change the behaviour of people with specific risk factors for CHD (eg. smoking, poor diet, lack of physical activity)
4. Treatment (primary, secondary and tertiary care) in adulthood for people with CHD (eg. statins, coronary heart by-pass, heart transplant).

Using QALYs as the key health outcome measure the analyses in the first step will help to inform the development of guidance on the most effective and cost-effective means of achieving behaviour change aimed at reducing Coronary Heart Disease [whilst recognising that prevention is concerned with maintaining healthy behaviours].

In the longer term it is anticipated that the full programme of work, which will include the present analysis, will help to inform other aspects of NICE's work including future guidance documents and methodological developments in health economic analyses. The study may also provide a useful input to discussions and debates about resource allocation.

## Executive Summary

### Aim and Objectives

The aim of this report is to summarise the available evidence on the cost-effectiveness of interventions and programmes designed to change knowledge, attitude and behaviour in the whole population and specific communities (including families and individuals) in order to help to promote healthier lifestyles and reduce the risk of developing CHD.

### Methods

A systematic search of six databases was undertaken in June 2006 using a fully specified set of search terms as well as inclusion and exclusion criteria. Following a review of 4122 abstracts and 225 papers, 26 papers were retained for full review using a standard set of piloted questions. Data extraction included background data, population characteristics, interventions and alternatives, main features and findings of the study and 3 sets of quality review criteria.

### Results

A set of evidence statements is provided, by paper, for

- Exercise (page 37)
- Smoking (page 39)
- Combined interventions (pages 41 to 42)
- Diet (pages 45 to 57)

### Main Conclusions

#### 1. Prevention in childhood

None of the papers reviewed provided evidence on child-focussed health promotion programmes. Children were stated as being included in population level statistics in only two papers (Murray et al 2003, Services DoH, 2003) but data were not evaluated by subgroup<sup>1</sup>.

#### 2. General prevention in adulthood

Three out of the four papers that focussed on combined packages of interventions aimed at multiple risk factors fell into the 'likely to be very cost-effective' category<sup>2</sup>. These included a mix of population and individual focussed interventions for adults over the age of 30. Whilst short term effects in two papers were based on RCTs, none of the studies were conducted in the UK and none investigated alternative packages of interventions. Two papers

<sup>1</sup> It is possible that children were also included in a number of other interventions aimed at populations, but age ranges were not always specified.

<sup>2</sup> The remaining paper(s) did not provide QALYs or number of life years saved.

compared the combination programme with no programme at all and one against a screening based alternative.

### 3. Intervention in adulthood to change the behaviour of people with specific risk factors for CHD (eg. smoking, poor diet, lack of physical activity)

*Exercise:* Both papers on the cost-effectiveness of interventions designed to increase exercise fall into the category 'likely to be very cost-effective' when compared with no intervention and a largely sedentary population aged over 35. However, the quality of short term effectiveness data was not strong.

*Smoking:* Two out of three papers<sup>3</sup> on smoking fall into the category 'likely to be very cost-effective'. One paper was the advice to individuals in Spain and the other was Heartbeat Wales. Unfortunately the quality of short term effectiveness data from Spain was not strong and the data from Wales very poor quality.

*Diet:* Of the 17 papers on diet, the cost-effectiveness of professional advisors in changing diet was consistently in the 'very cost-effective' category whereas there is no consistent pattern for any other types of diet interventions (population or screening based or diet alone) which fell in all categories between very likely and very unlikely to be cost-effective, including the 'standard' Step 1 diet which could be considered a more 'standardised' intervention.

Two non-advisory interventions also remained in the likely to be very cost-effective group; food labelling with trans fatty acid content (Services DoH, 2003) and a population-based health promotion programme on healthy food (Kristianson 1991). However, one of the reasons why the food labelling may rest only in one category is because neither sensitivity nor sub-group analysis was conducted, which is surprising given that only level 2 data was (and could be) available. Kristianson's (1991) model used a range of levels of data and undertook a basic sensitivity analysis.

When specified (n=12/17), most papers on diet focused on populations over the age of 35 with the exception of Murray et al (2003) who modelled the entire population. The quality of evidence varied by category of cost-effectiveness, with most RCT data for specifications of interventions in the >£50,000 category, followed by £0-20,000 and then £30-50,000. No RCT data supported interventions in the cost saving or £30-50,000 level of cost-effectiveness.

### 4. Treatment (primary, secondary and tertiary care) in adulthood for people with CHD (e.g. statins, coronary heart by-pass, heart transplant).

The majority of treatments provided and evaluated are not behaviour change interventions or are provided in conjunction with behaviour change interventions. This project was also defined with NICE to exclude secondary

---

<sup>3</sup> The remaining paper(s) did not provide QALYs or number of life years saved.

and tertiary care. This reviews found no evidence on the effectiveness of behaviour change interventions alone. Several papers were excluded because the effects of behaviour change interventions could not be isolated, particularly from pharmacological intervention.

## 5. Other findings

- A blanket statement on cost-effectiveness of targeted or population strategies cannot be made as the evidence is mixed; in some cases targeted strategies are more effective and in other cases mass treatment is.
- There is evidence suggesting that the cost-effectiveness of behavioural change interventions varies by age, gender and risk level but in an inconsistent way across intervention type.
- There is considerable uncertainty for a number of interventions around the threshold value of £30,000/QALY, indicating that future modelling may provide useful decisional information for a UK setting.
- Data from studies citing ICERs of between 0-£50,000/QALY was heavily reliant on uncontrolled primary studies
- Few economic evaluations rely on primary data and few modelling studies provide sufficient description to ascertain the methods used.

## Evidence gaps

### *Content of evidence*

- With the exception of evaluations that cover the whole population, no evidence is provided on the cost-effectiveness of behaviour change interventions for specified sub-groups e.g. age group 19-30yrs, low income groups, pregnant women, particular ethnic groups or specified disadvantaged groups.
- There is no economic evaluation of a solely child-focussed disease prevention programme targeted at reducing CHD.
- No cost-effectiveness analysis of interventions to reduce smoking or increasing exercise to reduce CHD has included children.
- Very few economic evaluations of behaviour change interventions to reduce CHD have been conducted from a UK perspective
- There is a lack of research looking at patient preferences. Little attention was paid to patient preferences for the type of interventions that would be preferred or how they would be delivered. In turn preference is likely to affect

compliance, which needs to be addressed (Murray et al, 2003) as it is key to the success of any behaviour intervention.

- Future research needs to include QALY weights for life years to facilitate comparison across a range of interventions

#### *Quality of evidence*

- Few economic evaluations of behaviour change interventions to reduce CHD are conducted alongside level 1 effectiveness evidence
- A lack of reliable data from which to extrapolate the long term health outcomes of behaviour change interventions from short term effects of behaviour change interventions (Kristiansen et al., 1991). For example, Kinlay et al. (1994) cited a lack of adequate information upon the impact of cholesterol and cholesterol reduction upon the risk of CHD among women.

<b>Contents</b>	<b>Page</b>	<b>Page</b>
1.0	Background	9
2.0	Aim of health economics component	11
3.0	Methods	12
3.1	Databases selected	12
3.2	Development of search terms	13
3.3	Inclusion and exclusion criteria	13
3.4	Search results	15
3.5	Method of reviewing papers	18
3.6	Methods of analysis	20
3.7	Development of paper-based evidence criteria	21
4.0	Results	25
4.1	Overview of papers reviewed	25
4.1.1	Background data	25
4.1.2	Population characteristics	27
4.1.3	Interventions and their comparators	28
4.1.4	Methodology of studies	29
4.1.5	Availability of information on factors influencing the interventions' effective implementation	33
4.1.6	Robustness of evidence	34
4.2	Evidence statements (paper-based)	36
4.2.1	Exercise	37
4.2.2	Smoking	39
4.2.3	Combination interventions	41
4.2.4	Diet	45
5.0	Overview of evidence and discussion	58
5.1	Cost per QALY	58
5.2	Factors influencing cost-effectiveness	64
5.3	Methodological issues	67
5.4	Evidence gaps	69
5.5	Implications for modelling	71
6.0	Summary and Conclusions	71

## References

### Appendices

Appendix 1: The implemented search strategy

Appendix 2: Alphabetical list of excluded papers

Appendix 3: Data extraction form

Appendix 4: Data extraction manual

Appendix 5: Summary of context of fully reviewed papers

Appendix 6: Summary of methods used in fully reviewed papers

Appendix 7: Robustness of evidence (Drummond, relevance to modelling and transferability scores) by paper

Appendix 8: Glossary



## **1.0 Background**

Coronary heart disease (CHD) is a leading public health problem and the leading single cause of death in the UK. Around one in five men and one in six women die from the disease (British Heart Foundation, 2005) and, of the 110,000 people a year who die from CHD in England, 41,000 are under the age of 75 (Wanless 2002).

Recently, CHD mortality has fallen faster in the over 55 years category in the UK, compared with younger people (British Heart Foundation, 2005). However, the burden of CHD in the whole population is higher and has fallen less in the UK compared with many other countries (Wanless 2002). There are also large disparities across ethnic groups with death rates from CHD not falling as fast in South Asians, for example, compared with the rest of the population (British Heart Foundation, 2005).

In addition to the impact on people, CHD also places a heavy financial burden on the UK health care system - £1.73 billion in 1999 (Liu et al 2002). CHD accounted for 4.1% of the total health expenditure in the UK in 2003 and is among the highest healthcare costs in the EU (Leal et al, forthcoming). The National Service Framework (NSF) (DoH 2000) sets standards for every stage of CHD, from primary prevention through to treatment and cardiac rehabilitation. Wanless (2002) estimated that to implement the NSF would cost an additional £2.4 billion a year by 2010-11. This would roughly double existing NHS expenditure on CHD (Wanless, 2002).

As CHD is largely preventable (Wanless, 2002), the Government aims to reduce the death rate from CHD, stroke and related diseases in people under 75 by at least two fifths by 2010 (DH 1999). The 'fully engaged' scenario (Wanless 2004) set out a framework for action to tackle key health problems such as smoking and obesity that contribute to CHD. However, this scenario requires improved monitoring of the health of the UK population and improvements in the cost-effectiveness of the NHS. There is also concern that "even effective programmes for lifestyle changes in diet, exercise and behaviour can be intensive and expensive" (Avenell et al, 2004).

The paucity of knowledge about the cost-effectiveness of prevention methods, coupled with the need to ensure that effective interventions are used efficiently (Wanless 2002 & 2004) explains why NICE has been asked, by the Department of Health, to develop guidance on “the most appropriate means of generic and specific interventions to support attitude and behaviour change at population and community levels.” The development of this guidance needs to draw on, and fit within, existing NICE frameworks for evaluating health technologies although the process of developing guidance could also provide an opportunity to consider the relevance of the ‘reference case’ (evaluation guidelines NICE 2004 & 2006) to evaluating public health interventions.

To date three reviews of the effectiveness of behaviour change interventions (a review of the effectiveness of general interventions delivered outside public health (eg. marketing) at changing knowledge, attitudes and behaviour; a review of the effectiveness of public health interventions including policy and legislative measures in changing knowledge, attitudes and behaviour and a review of the effectiveness of interventions to support and maintain health producing knowledge, attitudes and behaviour) plus two other reviews (a review of the use of the Health Belief Model (HBM), the Theory of Reasoned Action (TRA), the Theory of Planned Behaviour (TPB) and the Trans-Theoretical Model (TTM) to study and predict health related behaviour change; a review of the social and cultural context on the effectiveness of health behaviour change interventions in relation to diet, exercise and smoking cessation) have been commissioned by NICE. These reviews, together with the evidence in this report will help guide the choice of a forthcoming economic model examining the most cost-effective interventions to encourage behaviour change that will prevent the development of coronary heart disease. With an economic model of the selected interventions, this will constitute the evidence base considered by the programme development group in the development of NICE guidance on behaviour change interventions.

A life course approach has been adopted for this work; NICE has selected strategies that will facilitate comparison across four broad areas:

- Prevention in childhood;
- General prevention in adulthood;

- Intervention in adulthood to change the behaviour of people with specific risk factors for CHD (e.g. smoking, poor diet, lack of physical activity); and,
- Treatment (primary, secondary and tertiary care) in adulthood for people with CHD (e.g. statins, coronary heart by-pass, heart transplant).

For the purposes of developing the guidance in question, however, there is a need to focus most immediately on the first three areas, although we expect that the majority of evidence exists for the fourth area much of which has been previously reviewed.

With respect to this review and the forthcoming economic model, NICE has narrowed the scope to focus on the impact of prevention, intervention and treatment strategies aimed at changing behaviour and the reduction of CHD. Given the time and resources available, NICE suggested that the focus on behaviour change be directed to the areas of diet, exercise (including weight), smoking and alcohol.

This report first sets out the aims followed by the methods of searching, selecting and reviewing evidence. The results section begins with a presentation of the type and quality of papers found prior to summarising key findings and evidence statements by each selected area. The discussion draws together findings to consider the potential strength of evidence in this field as a whole and points to a series of gaps in knowledge.

## **2.0 Aim of health economics component**

The aim of the health economics component has been split into two phases, the overall aim of which is to:

### Phase 1

1. Summarise the available evidence on the cost-effectiveness of interventions and programmes designed to change knowledge, attitude and behaviour in the whole population and specific communities (including families and individuals) in order to help to promote healthier lifestyles and reduce the risk of developing CHD;

## Phase 2

2. Provide the best possible model of cost-effectiveness of one or more behaviour change interventions to decrease CHD, given the resources and time available;
3. Provide the above information in an accessible way to help the PDG and NICE develop guidance on appropriate interventions & programmes for behaviour change.

This report presents phase 1, a thorough search for literature on the economic evaluation of interventions and programmes designed to change knowledge, attitude and behaviour in the whole population and specific communities (including families and individuals) in order to help to promote healthier lifestyles and reduce the risk of developing coronary heart disease with a view to constructing evidence statements on cost-effectiveness.

## 3.0 Methods

### 3.1 Databases selected

A structured search of electronic databases was conducted between the 9<sup>th</sup> and 13<sup>th</sup> of June 2006. To ensure that the maximum number of appropriate papers were identified, the Cochrane Library recommended procedure of using a combination of MeSh (medical subject heading) and free text search terms was used. The databases and type of search are presented in Table 1 below.

Table 1. Databases and type of search

Databases searched	Type of search
Medline	MeSh and Free Text
Embase	MeSh and Free Text
NHS EED	MeSh and Free Text
OHE HEED	Free Text
NCCHTA	Subject classification including 'coronary heart disease', 'men's health' and women's health'
CEA Registry (Harvard University)	Subject classification of cardiovascular diseases.

### **3.2 Development of search terms**

The terms were designed with the intention of identifying literature on; the four coronary heart risk factors of poor diet/nutrition, lack of exercise, smoking and excessive alcohol consumption<sup>4</sup>; literature on behaviour modification and health promotion, these terms could then be combined with economic evaluations and coronary heart disease terms.

The list of MeSh and free text terms were generated by GG & JFR in conjunction with ongoing and completed effectiveness reviews funded by NICE, and consultation with the Public Health Programme Analysts, Lesley Owen and Catherine Swann, and the Associate Director Jane Huntley. The initial list of terms was piloted on the Ovid Medline search engine and refined based upon discussion of the results with Public Health Program officials and a NICE Information Specialist, Marta Calonge-Contreras.

It was necessary to refine the search strategy for subsequent search engines to comply with their download limits and to create an efficient and manageable review. Refinement of the coronary heart disease terms was done in consultation with Dr. Helen Chung of Nice and the Public Health team. In addition to the CHD terms, general terms such as 'cost\*' which identified partial economic evaluations as well as full economic evaluations were excluded in favour of specific terms such as 'cost-utility'.

The final search strategy was reviewed and approved by NICE and subsequently implemented. The full list of MeSh and free text terms used in each database are presented in Appendix 1<sup>5</sup>

### **3.3 Inclusion and exclusion criteria**

The criteria for including literature in this review were as follows:

---

<sup>4</sup> Weight was not included as a separate category as diet/nutrition and exercise were considered to capture this risk factor.

<sup>5</sup> NICE retains a copy of the development process of all terms

- Is the reduction of risk/behaviour change in relation to CHD the primary objective?
- Any of the following type of interventions:
  - Individual-level health promotion and disease prevention interventions (targeted and general).
  - Community-level health promotion and disease prevention interventions (including family interventions).
  - Community-level and area-based development and regeneration interventions and programmes.
  - School- and workplace-based interventions and programmes.
  - Mass media and communications interventions.
  - Work in public relations, marketing and advertising.
  - Interventions and approaches within social care, applied psychology, prison and probationary services.
  - Macro level and legislative interventions and policies, and the structures and systems that support their implementation.
- Primary studies published  $\geq 1990$ .
- Reviews published  $\geq 1995$  (to identify additional relevant primary studies)
- Is data extractable for a stand alone behaviour change or health promotion programme that has a comparator?

The criteria for excluding literature in this review were as follows:

- Partial economic evaluations.
- Studies where reduction of risk/behaviour change in relation to CHD is not the primary objective.
- Interventions focusing on one or more of the following: screening techniques<sup>6</sup>; diagnostic approaches; drug interventions (including nicotine gum); psychiatric interventions delivered as part of the therapeutic process for people with mental ill health.

---

<sup>6</sup> Papers where individuals were screened to ascertain their risk or eligibility for a behaviour change intervention and the behaviour change intervention was the primary focus were included.

- Interventions aimed at secondary prevention of CHD.
- Interventions that can only delivered in secondary or tertiary care settings.
- Studies where behaviour change is assumed to occur but no intervention is stated.
- Non-English language papers

### 3.4 Search Results

In total 4,122 references were identified after the removal of exact duplicates from the Endnote reference management system (see Table 2). Examination of the abstracts and application of the inclusion and exclusion criteria to the identified abstracts by one author resulted in a list of 250 papers for retrieval and full examination (approximately 5% of abstracts were checked by another author at outset to ensure accuracy and consistency). Further review of the text and references of all review and empirical identified created an additional list of 78 empirical studies. Therefore a total of 328 papers were selected for retrieval.

Table 2. Papers identified and abstracts reviewed

Search Engine/Source	Papers identified	Output format	Selected for full review
Medline	2012	Endnote file	180
Embase	1475	Endnote file	37
NHS EED	304	Endnote file	17
OHE HEED	99	Endnote file	6
Total (exact duplicates removed)	3536		
<b>NCCHTA</b>			
Coronary Heart Disease	39	Electronic/Hard copy	2
Men's health	17	Electronic/Hard copy	0
Women's health	63	Electronic/Hard copy	0
CEA Registry (Harvard University)	462	Electronic/Hard copy	3
Nep: New Economic Papers Health Economics (via NICE)	5		5
<i>Empirical papers identified from references</i>	78		78
<i>Total</i>	4200 (n=4122 from databases alone)		328

Of the 328 papers identified for retrieval, 14 were not in English, a further 12 requested by inter-library loan did not arrive by the agreed deadline (12.00 on 18<sup>th</sup>

August 2006) and 77 were used solely for the purposes of identifying relevant primary studies. Therefore a total of 225 papers were retrieved and assessed in relation to the inclusion and exclusion criteria by one author. 199/225 papers were excluded. The number of papers failing each of the sequential exclusion criteria is set out in Table 3. This table shows that 125 papers passed the first 3 criteria (225 - (33+67)) but that 41 then failed the fourth criteria. Following the exclusion criteria 26 papers were retained for full review (see list in Table 4). All excluded papers are referenced in Appendix 2.

**Table 3: Numbers of papers failing the sequentially applied exclusion criteria**

<b>Reasons for excluding papers from full review</b>	<b>N</b>
1. Was not a full economic evaluation (costs & effects for at least two alternatives)	33
2. Reduction of risk/behaviour change in relation to CHD was not the primary objective	67
3. Focus on one or more of the following: screening techniques; diagnostic approaches; drug interventions (including nicotine gum); psychiatric interventions delivered as part of the therapeutic process for people with mental ill health.	41
4. Data was not extractable for a stand alone behaviour change or health promotion programme	3
5. The intervention needed to be delivered in a secondary or tertiary care setting.	2
6. A secondary prevention intervention (patients that have had a coronary event).	33
7. A study where behaviour change was assumed to occur but no intervention was stated.	7
8. Retrieved and found to be foreign language	12
9. Paper reporting details of a study that was reported elsewhere in more detail	1
<b>Total excluded</b>	<b>199</b>

The four main reasons papers were excluded were that the papers were: not focused primarily on CHD prevention; focused on diagnostic approaches; a secondary prevention, or; not a full economic evaluation. Several studies that failed on item 2 in Table 3 (reduction of risk/behaviour change in relation to CHD was not the primary objective) targeted risk factors common to several diseases, but they did not specifically report any impact on CHD, either in terms of avoided myocardial infarctions or quality adjusted life years saved due to reducing CHD. Examples of such interventions would be smoking cessation which affects many health conditions such as cancers and cardiovascular disease, not just CHD. Diet and nutrition frequently failed on the same grounds, as reduced weight or reduced blood pressure are all common risk factors to many long term health conditions such as stroke and diabetes.



Reason 3 in Table 3 was prominent as many studies had participants that were on medication or a proportion of study participants on medication and it was not possible to disaggregate the results for participants receiving a behaviour intervention alone from those receiving the same intervention and receiving drugs, so the study had to be excluded. Results presented in this way mask the true effects of the behaviour interventions being implemented.

Table 4. Included studies.

<p>Assmann, G., &amp; Schulte, H. (1990). Primary prevention of coronary heart disease in the Federal Republic of Germany. Analysis of cost-effectiveness. <i>DRUGS</i>, 40, 33-37.</p> <p>Bendich, A., Mallick, R., &amp; Leader, S. (1997). Potential health economic benefits of vitamin supplementation. <i>Western Journal of Medicine</i>, 166, 307-312.</p> <p>Blake, G. J., Ridker, P. M., &amp; Kuntz, K. M. (2003). Potential cost-effectiveness of C-reactive protein screening followed by targeted statin therapy for the primary prevention of cardiovascular disease among patients without overt hyperlipidemia. <i>American Journal of Medicine</i>, 114, 485-494.</p> <p>Dalziel, K., Segal, L., &amp; Mortimer, D. (2005). <i>Risk Factor Study - How to reduce the burden of harm from poor nutrition, tobacco smoking, physical inactivity and alcohol misuse: cost-utility analysis of 9 multi-risk factor interventions</i>. Victoria: Monash University.</p> <p>Finkelstein, E. A., Troped, P. J., Will, J. C., &amp; Palombo, R. (2002). Cost-effectiveness of a cardiovascular disease risk reduction program aimed at financially vulnerable women: the Massachusetts WISEWOMAN project. <i>Journal of Womens Health &amp; Gender Based Medicine</i>, 11, 519-526.</p> <p>Johannesson, M., &amp; Fagerberg, B. (1992). A health-economic comparison of diet and drug treatment in obese men with mild hypertension. <i>Journal of Hypertension</i>, 10, 1063-1070.</p> <p>Jones, T. F., &amp; Eaton, C. B. (1994). Cost-benefit analysis of walking to prevent coronary heart disease. <i>Archives of Family Medicine</i>, 3, 703-710.</p> <p>Kinlay, S., O'Connell, D., Evans, D., &amp; Halliday, J. (1994). The cost-effectiveness of different blood-cholesterol-lowering strategies in the prevention of coronary heart disease. <i>Australian Journal of Public Health</i>, 18, 105-110.</p> <p>Kristiansen, I. S., Eggen, A. E., &amp; Thelle, D. S. (1991). Cost effectiveness of incremental programmes for lowering serum cholesterol concentration: is individual intervention worth while? <i>BMJ</i>, 302, 1119-1122.</p> <p>Lindgren, P., Fahlstadius, P., Hellenius, M.-L., Jonsson, B., &amp; De Faire, U. (2003). Cost-effectiveness of primary prevention of coronary heart disease through risk factor intervention in 60-year-old men from the county of Stockholm - A stochastic model of exercise and dietary advice. <i>Preventive Medicine</i>, 36, 403-409.</p> <p>Lindholm, L., Rosen, M., Weinehall, L. &amp; Asplund, K.,(1996). Cost effectiveness and equity of a community based cardiovascular disease prevention programme in Norsjo, Sweden. <i>Journal of Epidemiology and Community Health</i>, 50, 190-195.</p> <p>Munro, J., Brazier, J., Davey, R., &amp; Nicholl, J. (1997). Physical activity for the over-65s: could it be a cost-effective exercise for the NHS? <i>Journal of Public Health Medicine</i>, 19, 397-402.</p> <p>Murray, C. J., Lauer, J. A., Hutubessy, R. C., Niessen, L., Tomijima, N., Rodgers, A., Lawes, C. M., &amp; Evans, D. B. (2003). Effectiveness and costs of interventions to lower systolic blood pressure and cholesterol: a global and regional analysis on reduction of cardiovascular-disease risk.[erratum appears in Lancet. 2005 Jul 16-22;366(9481):204]. <i>Lancet</i>, 361, 717-725.</p> <p>Nallamothu, B. K., Fendrick, A. M., Rubenfire, M., Saint, S., Bandekar, R. R., &amp; Omenn, G. S. (2000). Potential clinical and economic effects of homocyst(e)ine lowering. <i>Archives of Internal Medicine</i>, 160, 3406-3412.</p> <p>Olsen, J., Willaing, I., Ladelund, S., Jorgensen, T., Gundgaard, J., &amp; Sorensen, J. (2005). Cost-effectiveness of nutritional counseling for obese patients and patients at risk of ischemic heart disease. <i>International Journal of Technology Assessment in Health Care</i>, 21, 194-202.</p> <p>Ong, M. K., &amp; Glantz, S. A. (2004). Cardiovascular health and economic effects of smoke-free workplaces.[erratum appears in Am J Med. 2005 Aug;118(8):933]. <i>American Journal of</i></p>
---

- Medicine*, 117, 32-38.
- Phillips, C. J., & Prowle, M. J. (1993). Economics of a reduction in smoking: case study from Heartbeat Wales. *Journal of Epidemiology & Community Health*, 47, 215-223.
- Phillips, C., Belsey, J., & Shindler, J. (2000). Flora pro.activ: A clinical and financial impact analysis. *Journal of Medical Economics*, 3, 61-76.
- Plans-Rubio, P. (1997). Cost-effectiveness of dietary treatment of hypercholesterolemia in Spain. *Public Health*, 111, 33-40.
- Plans-Rubio, P. (1998). Cost-effectiveness analysis of treatments to reduce cholesterol levels, blood pressure and smoking for the prevention of coronary heart disease: Evaluative study carried out in Spain. *Pharmacoeconomics*, 13, 623-643.
- Plans-Rubio, P. (2004). Allocation of resources between smoking cessation methods and lovastatin treatment of hypercholesterolaemia: based on cost effectiveness and the social welfare function. *Pharmacoeconomics*, 22, 55-69.
- Prosser, L. A., Stinnett, A. A., Goldman, P. A., Williams, L. W., Hunink, M. G., Goldman, L., & Weinstein, M. C. (2000). Cost-effectiveness of cholesterol-lowering therapies according to selected patient characteristics.[see comment]. *Annals of Internal Medicine*, 132, 769-779.
- Services, D. o. H. a. H. (2003). *Food labelling: trans fatty acids in nutrition labelling; Consumer research to consider nutrient content and health claims and possible footnote or disclosure statements; final rule and proposed rule*. Rockville: Us Food and Drug Administration.
- Stinnett, A. A., Mittleman, M., & Weinstein, M. C. (1996). Cost-effectiveness of dietary and pharmacological therapy for cholesterol reduction in adults. In M. R. Gold (Ed.), *Cost-effectiveness in Health and Medicine* (pp. 349-391). New York: Oxford University Press.
- Tice, J. A., Ross, E., Coxson, P. G., Rosenberg, I., Weinstein, M. C., Hunink, M. G., Goldman, P. A., Williams, L., & Goldman, L. (2001). Cost-effectiveness of vitamin therapy to lower plasma homocysteine levels for the prevention of coronary heart disease: effect of grain fortification and beyond.[see comment]. *Journal of the American Medical Association*, 286, 936-943.
- Tosteson, A. N., Weinstein, M. C., Hunink, M. G., Mittleman, M. A., Williams, L. W., Goldman, P. A., & Goldman, L. (1997). Cost-effectiveness of populationwide educational approaches to reduce serum cholesterol levels. *Circulation*, 95, 24-30.

### 3.5 Method of reviewing papers

A data extraction form was developed and piloted by two authors. The revised form was used to extract a range of data in a standardised and comparable way across papers. The type of data extracted (see Appendix 3 for full data extraction form and Appendix 4 for the accompanying manual) included the following:

1. *Background data* including; bibliographic data, funders of study, country;
2. *Population characteristics* including; target population, setting of the study, sample size, age, reported incidence of CHD, gender, ethnicity, risk-level of CHD;
3. *Intervention & alternatives* including: their content, duration, and mode of delivery;

4. *Features of the study* including:
  - a. study design, analytic method, perspective, time horizon, discount rate
  - b. effectiveness measures used and sources of data, type of sensitivity analysis undertaken
  - c. type or and sources of data use for resource use and costs, reporting figures for costs;
5. *Main results* including specified types of ICERs (e.g. health service or societal perspective with and without health care savings), main conclusions;
6. Whether the reported data specifically addressed the key elements influencing the interventions' effective implementation<sup>7</sup>.

In accordance with NICE guidance on research methods (NICE, 2006) the robustness of evidence included in the review was assessed. In addition to applying the Drummond 35 item checklist as is recommended by NICE, the applicability of the papers to economic modelling (phase 2 of this project), and the findings from reported sensitivity analysis were assessed. The generalisability of the findings of the papers were assessed in relation to Pang's 8 generalisability questions (Pang 2006). 40% of papers were double-reviewed (as funding did not allow for all papers to be double reviewed), with any discrepancies resolved in a subsequent meeting of reviewers. Data extraction forms from the remaining papers were checked over by at least one other person and all tabulated data was checked by another person.

---

<sup>7</sup> How does the content of the intervention influence effectiveness?  
How does the way that the intervention is carried out influence effectiveness?  
Does the effectiveness depend on the job title/position of the deliverer (leader)? What are the significant features of an effective delivery leader?  
Does the site/setting of delivery of the intervention influence effectiveness?  
Does the intensity (how much? how long? How often?) of the intervention influence effectiveness/duration of effect?  
Does the effectiveness of the intervention vary with different characteristics within the target population such as age, sex class and ethnicity?  
Does the intervention have differential impact on inequalities in health?  
What are the barriers to implementing this intervention successfully?

### **3.6 Methods of analysis**

Text from the data extraction exercise are tabulated in three main summary tables covering: objectives and main results (see Tables 14 to 17); context of the intervention and its alternatives (see Tables 5.1 to 5.4 in Appendix 5); and main methodological aspects of studies (see Tables 6.1 to 6.4 in Appendix 6). Categorical data extracted from the reviewed papers are presented as frequency or contingency tables and figures below.

#### *Currency conversion*

In order to allow direct comparison of results such as cost per life year saved, annual cost of programs, cost per avoided event etc., which were estimated in different currencies and at up to 15 years apart, results have been adjusted and converted from local currencies to UK £, 2006 prices. Conversion comprised of two steps; inflating to local 2006 prices and then converting to UK£. Costs were first inflated to 2006 prices using the local country's GDP deflator from the year of costing (or date of publication if not given). For countries that joined the European Monetary Union in 2001, results presented in the original currency (e.g. DM) and were adjusted in two steps; first inflating from the year of costing to the year that the country integrated the union and then translating to Euros at the point of joining the Euro. This conversion rate was then inflated to 2006 prices using the local GDP deflator. The second step converted all local 2006 prices to UK£ using PPP conversion rates and the quarterly average Official Exchange Rates (31<sup>st</sup> March- 30 June) (EconStats, Bank of England, 2006).

In cases where the results were reported in a currency different from that in the country of origin, the findings were deflated according with the country's GDP deflator but the currency conversion was based on the PPP value or OER of the currency of which they were stated. For, example the Spanish based study by Plans-Rubio (1998) presented results in \$. Therefore figures were transformed to pesetas at the given or predicted (from Index values) exchange rate, inflated to 2006 prices, via a Euro conversion, and transferred to UK£ PPP.

### 3.7 Development of evidence statements

The development of evidence statements from each paper reviewed were constructed with respect to: the quality of effectiveness data; quality of economic evaluations; generalisability of evidence; and a judgement of likely cost-effectiveness. The criteria used are explained below.

#### *Quality of effectiveness data*

The quality of effectiveness data was categorised into short-term (up to one year and intended to capture whether a programme ‘worked’ in the short term, for example in changing specified behaviour or impacting on risk factors such as cholesterol levels) and long term (as an indicator of impact on CHD). We used a 4-point scale rating based on the NICE recognised criteria (NICE, 2006). However, as reporting details of effectiveness data was limited to referencing other papers, it was not possible to use the more detailed 8-point scale for the papers reviewed. The ratings, made by one of this review’s authors, were based on Table 5.

Table 5: Grading of effectiveness evidence in economic evaluations

<b>Grade of evidence</b>	<b>Type of evidence</b>
1	Meta analyses, systematic reviews of RCTs, randomised controlled trials (including cluster trials),
2	Before & after, cohort or case-control studies
3	Non-analytical studies including case series and case reports
4	Expert opinion, formal consensus, author assumptions

#### *Quality of economic evaluations*

The quality of economic evaluations was judged in two ways. The main approach used was to quantify the % of Drummond’s criteria adhered to (in cases where a ‘not applicable’ answer was logged, the question was excluded from the denominator). Yes was coded as a 1 and No or Not clear as 0. Only 31 items of the Drummond were used, as items 2, 4, 15 and 24 were considered inappropriate to this exercise<sup>8</sup>. We refrained from dividing the %-scores into arbitrary categorisations of excellent, good and poor quality studies for two reasons. First it adds a largely indefensible

<sup>8</sup> The 35 item Drummond checklist (Drummond and Jefferson, 1996) was developed as an aid to journal reviewers and not as a measure of quality.

layer of uncertainty because it is arbitrary. Secondly, a 100% adherence does not guarantee a perfect study as the questions are largely about whether particular data has been recorded and it was possible for a badly designed evaluation to report well. We are also aware that this % scoring of adherence is not a usual or accepted usage of the Drummond criteria. However, NICE were keen for some scaled judgement of quality.

We also designed a question that tapped into our own judgement of the usefulness of each paper to the second phase of research, developing an economic model. The question captures our views on how useful the paper would be in developing a future model structure, or providing data for transition probabilities, resource use, costs, outcomes or utilities. As such it could be viewed as an alternative judgement on the quality of papers. We use the % of positive responses to judge the field as a whole and to comment on how differently quality may be viewed (positive answers were coded as 1 and No as 0).

#### *Generalisability of evidence*

We characterise generalisability in two ways. First we note the country of study. Second, we use Pang's transferability questions (Pang 2006) for reviewing economic evaluations. However, rather than produce a definitive statement on whether results are generalisable they give an indication of the extent to which data is reported in a sufficiently disaggregated way to allow cost-effectiveness ratios to be reconstructed in another setting. The questions address whether :

- the target decision-maker can be inferred
- the year of effectiveness data are recorded
- details of life expectancy are given
- details of compliance are given
- resources year was recorded
- details of technology availability are given
- details are given about how to transfer data to another setting are provided
- conclusions about generalisability are addressed

To reflect responses we simply provide a % adherence to these issues (in cases where a 'not applicable' answer was logged, the question was excluded from the denominator. Yes was coded as a 1 and No or Not clear as 0.

#### *Judgement of likely cost-effectiveness*

The degree of cost-effectiveness was judged to fall in one of the five levels (A. Fischer, personal communication September 26, 2006):

- Likely to be cost saving
- Likely to be very cost-effective (<£20,001/QALY)
- Likely to be reasonably cost-effective (£20,001-£30,000/QALY)
- Unlikely to be cost-effective (£30,001-£50,000/QALY)
- Very Unlikely to be cost-effective (>£50,000 QALY)
- Unclear whether or not cost-effective as QALYs or LY not used

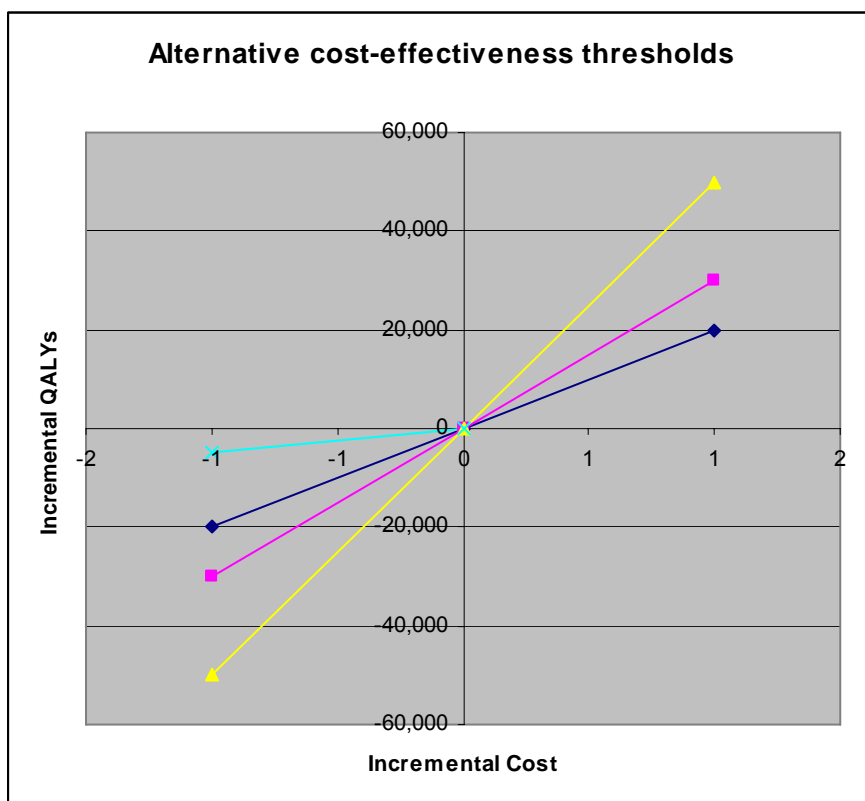
In many cases papers have just reported a cost per life year gained. In order to allow comparison between these studies and those that have estimated quality adjusted life years (QALYs), as is recommended by NICE (2004; 2006), life years have been converted to QALYs. This was done by applying a utility (QALY weight) to each life year (Carande-Kulis et al., 2000). In this case we assumed that each additional life year would be worth a minimum of 0.99 based on the utility value of a hypertensive patient (CEA Registry), which essentially makes little difference to results. This allows a conversion to QALYs and a judgement using the criterion above.

Some papers compared behavioural change therapies (as a control) with other, usually pharmacological, interventions. We therefore interpreted ICERs as a reduction in services offered to the point of a behavioural change therapy. In this case ICERs need to be interpreted slightly differently, as set out below:

- Very unlikely to be willing to cut back services (<£20,001)
- Unlikely to be willing to cut back services (£20,001 - £30,000)
- Likely to be willing to cut back services (£30,001 - £50,000)
- Very likely to be willing to cut back services (£>50,000)

Figure 1 shows the alternative cost-effectiveness thresholds. If an intervention's ICER fell to the right of the £20,000 threshold line in the north-east quadrant, an intervention would be considered likely to be very cost-effective. If an intervention's ICER fell to the right of the £20,000 threshold line in the south-east quadrant, an intervention would be considered cost-saving. If an intervention's ICER fell to the right of the £20,000 threshold line in the south-west quadrant, it is very likely that an intervention would be considered for service cut back. An intervention with a reduction of £5,000 per QALY lost, as indicated by the highest line in the south-west quadrant, would be considered very unlikely to be a good candidate for reduction of services.

Figure 1: Alternative cost-effectiveness thresholds





## 4.0 Results

### 4.1 Overview of papers reviewed

#### 4.1.1 Background data

Figure 2 shows the spread of studies included by year. Six studies fall in the first third, and ten each in the latter two thirds. Most studies (43%) have a US-focus and only 3 (11%) papers provide a UK-based analysis. The remaining studies focus on mainland Europe, with the exception of 1 Australian study and one mixed European study which was used to develop costs for a cost-effectiveness analysis in Australia (see Figure 3).

Figure2: Year of publication of the 26 included papers

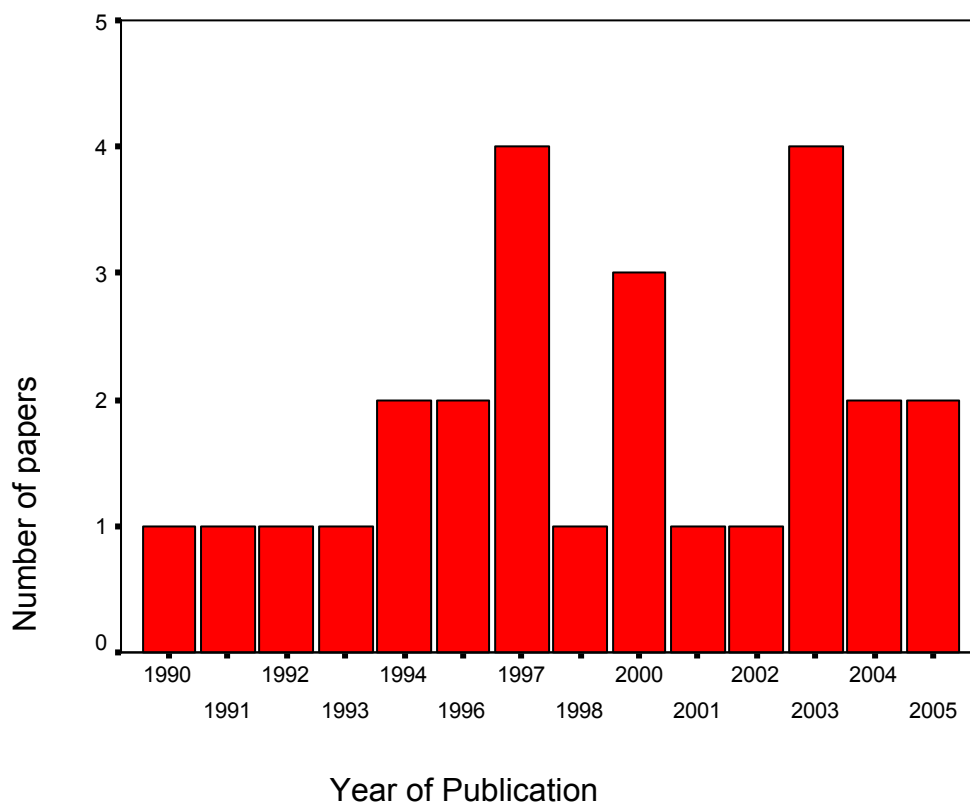
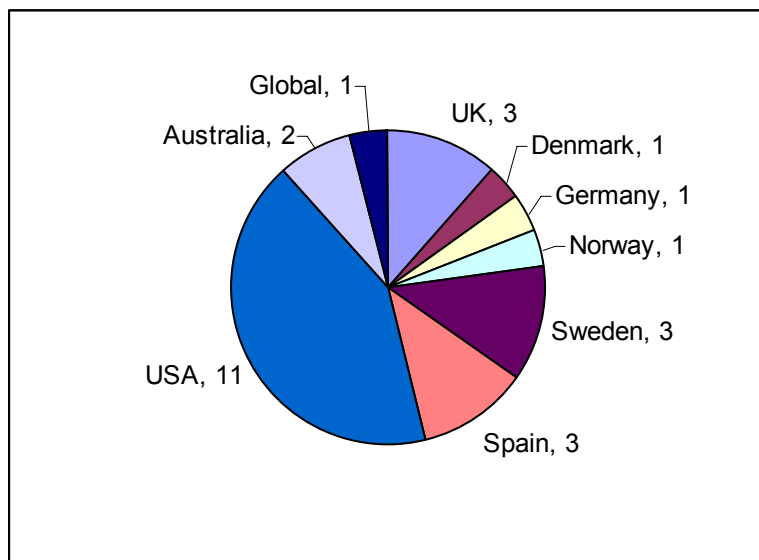


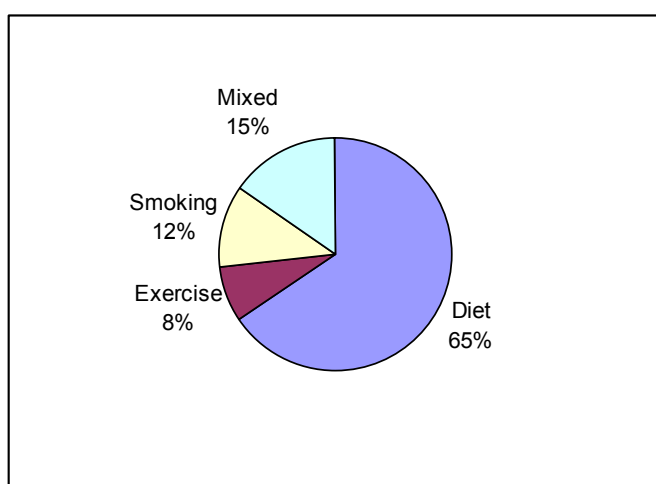
Figure 3: Study countries



Seven studies named the funding source for the evaluation and all received funding from publicly financed national or international bodies. Of the three studies that named the funders of the intervention studies, all were publicly funded. They included a county council, heart foundation, national delivery programme, department & school of public health and research institute.

Figure 4 shows that most papers focussed on diet related interventions (65%) followed by interventions aimed at multiple risk factors (15%), smoking cessation programmes and, lastly, programmes designed to change exercise behaviour.

Figure 4: Risk factor focus of papers studies



#### 4.1.2 Population characteristics

The majority of studies (88%) considered adult and older adult populations and only diet-related interventions consider children (see Table 6). 77% of papers included both males and females and 20% of papers only males. Ethnicity was only reported in two studies and was confined to the categories 'white' and 'black'.

Table 6: Type of intervention by age grouping of population studied.

Age/Life stage	Behaviour change intervention				Total
	Diet	Exercise	Smoking	Mixed	
Older adults	0	1	0	0	1
Adults & older adults	15	1	3	4	23
All (children, teenagers, adults & older adults)	2	0	0	0	2
Total	17	2	3	4	26

Table 7 shows that most papers focussed on populations at increased risk and targeted both populations and individuals in equal proportions. The most common setting was primary care although it was not possible to determine the setting for 5/26 papers and 7 were 'not applicable' because they were diet and exercise interventions that did not require attendance at a fixed setting (4 of which were population level interventions). These patterns don't appear to vary much by type of intervention although the combination interventions tend to be more evenly distributed across all categories. Further cross-tabulations (see Table 8) showed that the primary care setting was the focus of interventions aimed both at higher risk individuals and population groups.

Table 7: Intervention group by Target population by disease risk, target population and setting

		Diet	Exercise	Smoking	Combination	Total
<b>Disease risk</b>	Increased risk	9	2	2	1	14
	Population risk	5	0	0	1	6
	Population & increased risk	3	0	1	2	6
	<b>Total</b>	<b>17</b>	<b>2</b>	<b>3</b>	<b>4</b>	<b>26</b>
<b>Target population</b>	Individual	8	0	1	1	10
	Population	7	1	2	1	11
	Individual & population	2	0	0	1	3
	Community	0	1	0	1	2
	<b>Total</b>	<b>17</b>	<b>2</b>	<b>3</b>	<b>4</b>	<b>26</b>
<b>Setting of intervention</b>	Primary Care	5	0	1	0	6
	Community / community centre	1	0	0	1	2
	Work	0	0	1	1	2
	Mixed	1	0	0	1	2
	Hospital	1	0	0	0	1
	Home	0	0	0	1	1
	Does not apply	5	2	0	0	7
	Cannot determine	4	0	1	0	5
	<b>Total</b>	<b>17</b>	<b>2</b>	<b>3</b>	<b>4</b>	<b>26</b>

See Appendix 4 (data extraction manual) for definition of terms

Table 8: Disease risk by setting of intervention

Disease Risk	Setting								Total
	Hospital	Primary Care	Community & Community Centre	Work	Home	Mixed	Does not apply	Cannot determine	
Population risk	0	1	0	0	1	0	2	2	6
Increased risk	1	5	1	0	0	1	4	2	14
Population & increased risk	0	0	1	2	0	1	1	1	6
<b>Total</b>	<b>1</b>	<b>6</b>	<b>2</b>	<b>2</b>	<b>1</b>	<b>2</b>	<b>7</b>	<b>5</b>	<b>26</b>

#### 4.1.3 Interventions and their comparators

The majority of papers (70%) only compared interventions with no intervention. However, 2 studies (8%) compared behaviour change interventions with each type of the following; alternative ways of delivering a similar behaviour change intervention; drug therapies; screening plus treatment; and doing nothing as well as drug therapy.

Full details of the types of interventions are set out in Section 4.2 and Appendices 5 (Tables 5.1-5.4) and 6 (Tables 6.1-6.4).

#### 4.1.4 Methodology of studies

Table 9 shows that cost-effectiveness analysis was the most common type of evaluation, followed by cost-utility analysis and that modelling dominated the study design of these evaluations. Only four studies conducted economic evaluations alongside primary studies of effectiveness and, of these, three were randomised controlled trials. Table 10 shows that the 'sample size' of studies was largely unreported and that this is attributable mostly to the modelling studies. Of the papers using modelling, 54% predominantly derived results from epidemiological / regression models and 35% from Markov models. We noticed frequently that there was insufficient detail given about the exact type of model used or about the key parameters such as the number of individuals in a cohort, base age or for state transition models the number of cycles run<sup>9</sup>.

Table 9: Type of economic evaluation by type of study design

Study design	Analytic method					Total
	Cost-effectiveness	Cost-utility analysis	Cost-benefit analysis	Cost-consequences analysis	Cost-effectiveness & Cost-benefit	
Quasi experimental	1	0	1	0	0	2
Modelling	10	4	1	3	0	18
Modelling with RCT	3	2	0	0	1	6
<b>Total</b>	14	6	2	3	1	26

<sup>9</sup> The total number of cycles equals the total amount of time a model is run for. As a result life years gained and QALYs will be influenced by the length of a cycle and the numbers of cycles run.

Table 10: Sample size of different types of study designs

Sample size	Study design			Total
	Quasi experimental	Modelling	Modelling with RCT	
< 500	0	0	1	1
500 - 9999	1	0	3	4
10,000 – 200,000	0	2	1	3
No information	1	16	1	18
<b>Total</b>	2	18	6	26

The perspective of analysis adopted by papers tended to be societal (36%) followed by government (20%), health care provider (20%), societal & health care provider (8%), other government department (4%). Each of the 3 studies (12%) from the UK presented an NHS perspective, with one also providing a societal perspective. 1 study did not specify the perspective.

Table 11 depicts the types of outcome measures used in the evaluations. It shows that the main outcome measures used in these economic evaluations focussed on avoiding CHD related events or additional life years gained. Only 30% of studies provided information on QALYs or DALYs. It indicates a potential problem with this literature in being able to compare results with other NICE recommended procedures that do provide incremental cost effectiveness ratios (ICERs) using QALYs. The sources of data used to predict effectiveness varied widely in type and quantity across studies. Apart from extensive referencing of specific papers and studies, such as the North Karelia project and Stanford 3-city project, the most extensively referenced data was:

- The Framingham study (n=11),
- Population census, surveys and life tables (n=11),
- Other risk factor studies (n=9),
- Trial data (n=7),
- Meta analysis and other quantitative reviews (n=5),
- US National Health and Nutrition Examination Survey (versions 11 and 111) (n=5),

- Beaver Dam and other health outcomes studies (n=5),
- Hospital admission, discharge and death statistics (n=4),
- Patient/client questionnaires (n=3),
- Coronary Heart Disease Policy Model (amongst many other sources).

Table 11: Type of outcome measures used by focus of study

	Diet	Exercise	Smoking	Combination	Total
Cholesterol: LDL / HDL /Total	2	0	0	1	3
Smoking: stop / reduce / rate / currently	1	0	1	2	4
Avoided: CHD / MI / events / Hospital / Incidence	7	2	2	3	14
Death/avoided death from CHD/MI	3	0	2	2	7
Life years / survival	9	1	2	1	13
QALYs / DALYs	7	0	0	1	8
Hypertension blood pressure	1	0	0	3	4
Other benefit / health outcomes	6	1	1	2	10

Table 12 shows that, in nine studies (see darkened cells), the time frame of the intervention and time horizon of analysis was the same and that, of these, four lasted for up to 10 years. In seven studies neither the length of time the intervention ran nor was the analytic horizon clear. In four studies the intervention was assumed by the authors to be permanent whilst analysis covered 7, 20 and 45 years (with 1 unclear). Three papers presented an analytic horizon longer than the time horizon of the intervention, by 9 years, 22 years and infinity.

Table 12: Time horizon of intervention by analysis

Time horizon of intervention (years)	Time horizon of analysis (years)													Perm- anent	Un- clear	Total
	1	5	6	7	10	20	25	30	45	49	50	58				
1	1				1									1		3
3							1									1
5		2														2
10					1											1
20						1										1
25							1									1
30								1								1
50											1					1
58												1				1
100															1	1
Permanent				1		1			1						1	4
Unclear			1							1					7	9
<b>Total</b>	1	2	1	1	2	2	2	1	1	1	1	1	1	1	9	26

All papers reporting a discount rate (n=19) also reported QALYs, DALYs or life years saved and all used the same rate for costs and outcomes. Most studies (53%) selected a 3% discount rate, followed by 5% (in 32% of studies), with one study each using 4%, 6%, and 7%.

Of those undertaking sensitivity analysis (n=19), ten provided a one-way analysis, 6 undertook a two-way and 3 undertook a three/multi-way analysis. Eleven conducted deterministic sensitivity analysis and eight undertook a probabilistic analysis. The variables most frequently subjected to sensitivity analysis were; treatment cost (n=10), compliance or rate of decline in effectiveness (n=8), the relationship between short and long term impact (n=7), size of effect in the short and long term (n= 6 & 5), followed by utility scores, discount rates and life expectancy, each of which was examined in 5 papers. Noticeably, the cost of the intervention itself was only examined in 4 cases, as was the lag between implementation of an intervention and its effect.

The principal resource use costed was the change in annual or life-time treatment costs from CHD related events (n=16), with only one study specifically mentioning costing treatment of additional non-CHD events. Following this the direct costs of



staff time (n=10), drugs (n=6) and other consumables (n=11) connected with the intervention were assessed as well as costs of screening (n=4) and impacts on patient costs (n=6). The sources of resource use and cost data tended to be poorly reported. However, when stated, the most frequent sources used included published studies (n=14), local wage lists or fee schedules (n=9) followed by primary data (n=4) and routine data sources, including claims databases (n=4). 2 of the UK studies used national reference costs. Fuller details can be found in Appendix 6.

#### ***4.1.5 Availability of information on factors influencing the interventions' effective implementation***

Only 30 of a possible 208 responses (8 questions applied to 26 papers) to the eight pieces of evidence were generated. No evidence was provided on how the way that the intervention is carried out affects the intervention and only one piece of evidence existed for three other questions. Most evidence was concentrated on how effectiveness and cost-effectiveness was influenced by characteristics (n=12) such as age (n=11), gender (n=12) risk factors (Murray et al, 2003; Plans-Rubio, 1998; Prosser, et al, 2000; Stinnet 1996; Tosteson et al, 1997), and one paper showed the impact of race (Bendich et al 1997).

Less evidence was presented on the impact on effectiveness and cost-effectiveness of the content of the intervention (n=5), barriers (n=6), and intensity of an intervention (n=3). Descriptions of 'content' are captured in section 4.2. With reference to the influence of the intensity of an intervention, Finklestein et al (2002) found that an enhanced intervention was more effective. Kristianson (1991) showed that whilst diet therapy was more effective than population wide promotion of healthier eating it was not as cost-effective, and Blake et al (2003) argued that targeted statin treatment was more cost-effective. The main barriers we noted mainly concerned the agencies required to implement an intervention. For example, firms need to take-up work based interventions, politicians and the public to accept central intervention in regulatory and legislative change such as food labelling or fortifying basic foods. Alternatively the strength of the tobacco industry may affect take-up of smoke-free work-place legislation. Finally, Johansson (1992) pointed to the political will

required to take funding decisions for very expensive technologies in the face of other competing resources.

#### **4.1.6 Robustness of evidence:**

Table 13 shows the mean % scores and distribution for each of the areas of behaviour change. Overall it shows that the papers reported a reasonable level of data required by the Drummond criteria (See Appendix 7 for full list of items and results per paper). The better reported evidence to date appears to be focussed on exercise and smoking. Considering the distribution of % scores on the Drummond scale revealed 3 studies that were particularly badly reported (see Figure 5). Studying the count data for each individual question revealed that all studies reported their research question and stated the primary outcomes clearly. Other questions reported well included:

- Perspective
- Form of economic evaluation
- Sources of effectiveness data used
- Currency
- Presenting disaggregated outcome data relevant to the study question
- Reporting conclusions with appropriate caveats.

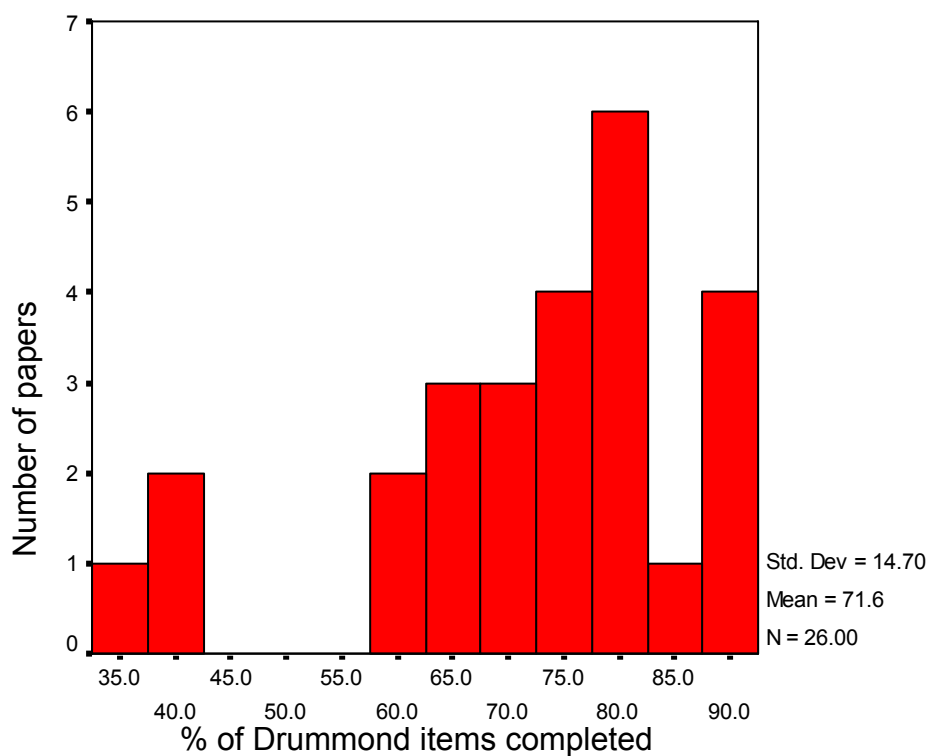
The aspects of studies that tended to be reported poorly (with at least 1/3<sup>rd</sup> not reporting information) were:

- Reporting the quantities of resource use and costs separately and their methods of construction,
- Adjustments to currencies and prices,
- Choice of model used and key parameters on which it is based, and
- Not justifying the lack of discounting
- Not justifying the choice of variables for sensitivity analysis

Taking the three questions on sensitivity analysis together raises concerns about how well the robustness of conclusions has been tested as over 25% of studies did not conduct any sensitivity analysis and, of those that did (n=19), over 63% did not

state the approach used and 30% did not give the ranges over which variables were tested.

Figure 5: Histogram of the Drummond % scores for all papers



The % of papers useful for our future modelling is disappointingly low (see Table 13). This data will be particularly unhelpful for specifying resource use, cost data and utility values although a few papers could help with structuring a future model as well as providing some relevant data on transition probabilities and outcomes.

Table 13: Mean scores for all three measures

		N	Mean	Std. Deviation	Minimum	Maximum
<b>Relevance to modelling</b>	Diet	17	21.0	19.0	0.0	57.1
	Exercise	2	35.7	10.1	28.6	42.9
	Smoking	3	14.3	14.3	0.0	28.6
	Mixed	4	10.7	7.1	0.0	14.3
	<b>Total</b>	<b>26</b>	<b>19.8</b>	<b>17.2</b>	<b>0.0</b>	<b>57.1</b>
<b>Drummond 35 item</b>	Diet	17	70.1	16.7	34.8	88.9
	Exercise	2	81.0	9.8	74.1	88.0
	Smoking	3	76.5	12.1	65.2	89.3
	Mixed	4	69.3	8.9	62.5	82.1
	<b>Total</b>	<b>26</b>	<b>71.6</b>	<b>14.7</b>	<b>34.8</b>	<b>89.3</b>
<b>Transferability score</b>	Diet	17	57.2	25.3	14.3	100.0
	Exercise	2	71.4	20.2	57.1	85.7
	Smoking	3	76.2	8.2	71.4	85.7
	Mixed	4	53.6	13.7	42.9	71.4
	<b>Total</b>	<b>26</b>	<b>60.0</b>	<b>22.5</b>	<b>14.3</b>	<b>100.0</b>

Table 13 also shows the reporting of Pang's transferability criteria. To date, evidence from the papers on smoking are most consistent and most easily transferable. Studying the individual count data by question showed that the target decision maker was easily inferred but that up to 40-60% of papers did not report: the year of effectiveness data; how generalisable results would be to another setting or provide any analysis to help such transfer; the life expectancy used; or anything about levels of compliance, either measured or assumed.

#### 4.2 Evidence statements

This section summarises the quality of evidence and what is known on a paper by paper basis, with supplementary data including adherence to the Drummond guidelines on reporting economic evaluations and Pang's transferability criteria provided in a series of Tables (14-18). Interventions are also classified by how likely they are to be cost-effective additions (cost saving; £0-£20,000/QALY very cost-effective (CE); (£20,001-£30,000/QALY reasonably CE; £30,001-£50,000/QALY unlikely to be CE; ≥£50,000 QALY very Unlikely to be CE or cost-effective withdrawal

of service). Further information is presented in Appendices 5 and 6 upon the context of interventions and the methods used in the papers, by risk factor and the focus of interventions.

Information on study context in Appendix 5 includes who provides the behaviour change intervention, the target population of the intervention, where the intervention is set, the disease/state of the study participants e.g. at increased risk of developing CHD, details of the intervention, details of the study comparator e.g. no intervention of any kind, the time horizon of intervention and who funded the study. Appendix 6 contains details of the methods used in each paper/study; analytic model, perspective adopted, study design, health outcomes considered (measures and sources), costs (list of resources costed, sources of resource use data, sources of unit costs, year of costing, discount rates applied (benefits and costs), sensitivity analysis (type and variables used) and the time horizon of the analysis.

#### *4.2.1 Exercise*

The UK-based study by Munro et al (1997) suggested that regular aerobic exercise instruction in the over 65s led by a qualified instructor compared with no intervention is very cost-effective (varying between £111-£1661 per life year saved as a result of including savings or decreasing incidence rates). However, the authors felt that further testing of effectiveness was needed. Short and long term effectiveness data: both grade 2.

The US-based study by Jones et al (1994) suggested that if people aged 35-74 years walked 1 hour a day for 5 days a week compared with having a sedentary lifestyle it would be cost saving. Results were most sensitive to the monetary value placed on exercise time but not high rates of recidivism. Short and long term effectiveness data: 4 and 2 respectively.

Table 14: Summary, by paper of main finding on the cost-effectiveness of exercise interventions in reducing CHD

Ref.	Objective	Characteristics of sample		Main findings and conclusions	Findings of Sensitivity Analysis	Drummond %	Relevance to modelling score	Transferability score %	Short (long) term Effectiveness scores
		Size, age, gender	Country						
Munro et al. (1997)	To estimate the likely costs, health benefits and consequences for the National Health Service which might result from a publicly funded program of regular exercise made available to a population of 10000 people over the age of 65	10,000 males & females, aged over 65	UK	<p>Annual cost of exercise programme is £946,141.9 per 10,000 participants with annual reduction of 52 CHD &amp; hypertension deaths, 124 inpatient episodes averted plus a saving of £192,062.3.</p> <p>The promotion of physical activity in the elderly has considerable potential to contribute to the achievement of <i>the</i> targets of reduced coronary heart disease, stroke and mental health.</p> <p>Locally provided exercise facilities funded by NHS would be innovative and controversial.</p> <p>An RCT is needed to determine effectiveness.</p> <p>The cost per life year saved (coronary heart and hypertension) = £1,442.7 and the cost per avoided event is = £6,061.7.</p>	Sensitive to inclusion of unmeasured savings (30% of the measured) and the decrease of incidence rates (by 50%) which increased cost/life year by £1602.9 for all health conditions. Cost per LYS varies £110.7-£1660.5	89	29	86	short grade 2  (long grade 2)
Jones et al. (1994)	To quantify the cost-benefit relationship of walking to prevent Coronary Heart Disease	Males & females aged 35-74	USA	Walking 1 hour per day for 5 days per week as an intervention to prevent CHD can have a significant impact from an economic and public health perspective. If 10% of sedentary adults with a relative risk of CHD of 1.9 took up this intervention it is estimated that \$5.0 billion would be saved annually.	The cost-benefit of the walking programme was sensitive to the monetary value placed upon exercise time. Results were relatively insensitive to changing estimates of the costs and rates of injury and subsequent recidivism, even very high levels had relatively little impact on the overall cost-benefit.	79	43	57	Short grade 4  (long grade 2)

See Appendix 5 and 6 for context and methods

#### *4.2.2 Smoking*

A US-based study by Ong and Glantz (2004) suggested that implementing a nation-wide smoke-free workplace policy delivered by government and employers compared with no intervention could save 6250 myocardial infarctions and 1960 deaths in 7 years and therefore save £169.5 million in treatment costs. However as the cost of implementing programme was not included, neither an ICER nor internal rate of return is known. Short and long term effectiveness data: both grade 2.

The Spanish-based study by Plans-Rubio (2004) suggested that physician-led medical counselling targeting smoking cessation at people aged 40-69 compared with no intervention is very cost-effective (£3,764 per man, £8,821 per woman, and £206.8 per life year saved). Short and long term effectiveness data: both grade 2.

The Welsh-based study by Phillips et al (1993) suggested that the Heartbeat Wales Programme (targeted at 18-64yrs) compared with no intervention is very cost-effective (£116 per life year saved assuming a 10% impact of the programme). Short and long term effectiveness data: both grade 4.

Table 15: Summary, by paper of main finding on the cost-effectiveness of smoking interventions in reducing CHD

Ref.	Objective	Characteristics of sample		Main findings and conclusions	Findings of Sensitivity Analysis	Drummond %	Relevance to modelling %	Transferability score %	Short term Effectiveness scores Short (long) term (grade)
		Size, age, gender	Country						
Ong and Glantz (2004)	To project the cardiovascular health and economic effects if all remaining US workplaces were made smoke-free	Males & females aged 35-64	USA	<p>Making all US workplaces smoke free would result in health and economic benefits within one year. 1<sup>st</sup> year savings from prevented myocardial infarction (MI) and averted strokes were £38.6 &amp; £8.9 million. Cumulative savings over 7yrs =£169.5 million from averted MI and £41.6 million from averted strokes. Assuming a steady state over 7 yrs would also prevent 6250 MIs and 1960 MI deaths. Reduction in passive smoking accounted for most (60%) benefits.</p> <p>Implementation of a nationwide smoke-free workplace policy would produce 1.3 million new non-smokers, cause a reduction in over 95 million packs smoked each year (from quitters and smokers), reducing cigarette consumption by 12.2%. The pre-tax value of forgone consumption = £1.7 billion.</p>	None	65	14	71	Short grade 2 long (grade 2)
Pedro Plans-Rubio (2004)	To use the social welfare function to decide on allocation of resources between smoking cessation methods and lovastatin treatment of hypercholesterolemia for the primary prevention of CHD	2 samples used n=140 & n=72,323. Males & females 40-69	Spain	<p>Total annual treatment cost for smoking cessation using medical advice was £14,958,164.7 for men and £461,851.8 for women, the cost per person was £206.8 for either gender.</p> <p>Total health gain in life years for men was 3973.6 years or 0.055 per man. Women gained 665.3 life years in total and 0.028 per woman. The ICERs were £3,764.4 per life year for men and £8,821 per life year for women.</p>	None	75	0	71	Short grade 2 long (grade 2)
Phillips, et al. (1992)	To apply economic principles and techniques in evaluating a health promotion programme	Males & females aged 18-64	UK, Wales	<p>Large scale benefits to the NHS and the economy as a whole can be derived from reductions in smoking. The cost-benefit analysis, on both evaluation cases, showed that the HBW programme (public education campaigns along with supportive policy and infrastructure change) generates positive net present values even at impact rates as low as 10%.</p> <p>Combining the costs and savings of the programme with the number of working life years saved (assuming a 10% impact rate) produces the net cost per working life year saved of £116.4.</p>	For all impact rates and for all variations the net present value of the economic appraisal is insensitive and always remains positive	89	29	86	Short grade 4 long (grade 4)

See Appendix 5 and 6 for context and method



### *4.2.3 Combination Interventions*

The Swedish-based study by Lindgren et al (2003) suggested that advice on diet and exercise for people aged 60 or over from a physician or dietician compared with no intervention is very cost-effective (ICER is £7,574 per life year saved from a health service perspective assuming a declining effect over time and £893 under the most favourable assumption of a constant effect over time and from a societal perspective). Short and long term effectiveness data: 1 and 2 respectively.

The Swedish-based study by Lindholm et al (1996) suggested that health education, health promotion and advice on lifestyle factors through media, food labelling, sports clubs, screening and advice on risk factors by health care personnel and targeted at 30-60 year olds compared with annual screening<sup>10</sup> for cardiovascular risk factors by trained nurses ranges from cost saving to being likely to be very cost-effective (varying between net savings to £1,660 per life year saved from a societal perspective and between £123-£451 from a health sector perspective). The most optimistic scenario (societal perspective & regression compensation<sup>11</sup>) became cost saving even at 5% discount rates. Short and long term effectiveness data: both grade 2.

Finkelstein et al's (2002) US-based study suggested that providing women aged between 50 and 65 with CVD screening, computerised risk appraisal and individual life style counselling sessions (lasting between 3-8 hours) plus the opportunity to join group intervention activities to improve physical activity and nutrition compared with no intervention is very cost-effective (£3,635 per life year gained). However, no sensitivity analysis was conducted and the authors noted the difference in effects was not statistically significantly different after 1 year. Short and long term effectiveness data: 1 and 2 respectively.

The Australian-based study (using data from the UK, Italy and Belgium) by Dalziel et al (2005) suggested that screening men aged 40-59 and providing high risk men with 4x15 minute screening visits in 1 year (and contacting non-high risk men after 2

---

<sup>10</sup> No comparison of less frequent check ups was made

<sup>11</sup> Covarying out (removing) the impact of variables to leave the direct relationship between the variables of interest e.g. removing the impact of age.

years) by a workplace-based doctor or nurse that focussed on general health education on diet, smoking, exercise and treatment of hypertension compared with no intervention costs £43,389 to reduce one CHD event in the all risk population and £22,716 in the high risk population. However, as no information was given on expected change in life expectancy it is difficult to predict how cost-effective this would be relative to other interventions. Short and long term effectiveness data: both grade 2.

Table 16: Summary, by paper, of main finding on the cost-effectiveness of combination interventions in reducing CHD

Ref.	Objective	Characteristics of sample		Main findings and conclusions	Findings of Sensitivity Analysis	Drummond %	Relevance to modelling %	Transferability %	Quantity of short (long) term
		Size, age, sex	Country						
Lindgren et al. (2003)	Develop a general model to simulate costs and effects of various preventive measures. (Cost-effectiveness of exercise vs. diet vs. diet vs. both in preventing CHD)	813 males & females aged 60-109	Sweden	<p>Model predicts lower costs and higher effectiveness for dietary advice compared to other strategies. Total life years saved (YLS) = 0.0228 compared to no intervention, but if there is no decline in the intervention effect LYS=0.0997. From a societal perspective incremental cost = £ 221.9(or £1,082.2 with no decline).</p> <p>Dietary advice is the most cost-effective strategy among 60-year-old men in Stockholm. The validity of that conclusion is independent of study's perspective (societal or health-care payers).</p> <p>ICER from health sector &amp; other perspective = £7,573.9 (declining effect)/893.1 (remaining effect).</p> <p>ICER from societal (savings included) = £9,748.1 (declining effect), £10,859.7 (remaining effect) [savings included].</p>	<p>1. Remaining effects (extending survival) raises other health care costs making diet less cost-effective from a societal perspective, 2. From the payer's perspective remaining effects (survival) improves ICER, 3. Diet gave most QALYs; Payer perspective + Remaining effects =£1,040.4 /QALY</p>	82	14	43	Short grade 1  long (grade 2)
Lindholm et al (1996)	To evaluate the cost-effectiveness and equity of a CHD prevention programme.	3081 males & females aged 30-60	Sweden	<p>Strategy resulted in a profound change in dietary habits and an appreciable lowering of cholesterol concentrations (mean serum cholesterol level in intervention group declined by nearly 20% in the first 6 years of the intervention) but with regard to smoking and blood pressure no change took place in the intervention area.</p> <p>Results differed by age and gender but not by social class. Interventions were most effective for the upper middle-aged group (55-64 years of age).</p> <p>Total cost per year = £5,687.3. Total societal cost for 10 years discounted at 5% = £40,440.6m.</p> <p>The intervention was cost-effective even under conservative assumptions.</p> <p>With a societal perspective, cost per life year saved ranged from net savings to £1,660. (£122.5- £451.2 with health system perspective).</p>	<p>1. Cholesterol is likely to significantly effect cost-effective 2. Most optimistic scenario (cost savings =societal &amp; regression compensation) resulted in cost savings at 0% and 5% discount rates 3. Increasing costs by 50% and reducing savings by 50% increased the ICER to £17,970.4 per life year saved</p>	64	14	43	Short grade 2  long (grade 2)
See Appendix 5 and 6 for context and									

Finkelstein et al. (2002)	The cost-effectiveness of providing CVD screening and enhanced lifestyle interventions (EI) compared to CVD screening and minimum interventions (MI) to older uninsured and underinsured women.	1586 females aged 50-65	USA	<p>The incremental cost of EI was \$191.</p> <p>CHD risk was reduced but EI was not significantly better than MI. During the 1<sup>st</sup> year study period, the 10-year probability of CHD decreased from 9.4% to 9.2% in the MI group and from 10.3% to 9.8% in the EI group.</p> <p>Nearly £3,635.4 would be necessary for 1 extra life-year gained above and beyond any gains that result from participation in the MI.</p> <p>Health Sector Perspective (no cost savings) = £3,635.4 per life year gained</p> <p>Future research is needed to assess the impact of lifestyle interventions targeting financially disadvantaged women.</p>	None	63	14	71	Short grade 1 long (grade 2)
Dalziel et al. (2005)	Cost-effectiveness of workplace-based multi-factorial prevention of coronary heart disease.	21,917 in the first year & 3,076 in the 4 <sup>th</sup> year male subjects, aged 40-59 (sample mean 49)	UK, Italy & Belgium	<p>Reduced CHD risk by 1% from baseline at a cost £874 per participant in the UK (Belgium = £1,765.5 and Italy = £1,826.6). In the UK the cost per 1,000 participants at 4 years was £143,662. Baseline predicted CHD was 3.4 for all and 7.0 for the high risk. The % change at 4 years was -12.8% for all and -19.1% for the high risk. Predicted CHD events at follow-up were 3.0 for all and 5.7 for high risk.</p> <p>Cost per reduction in 1 CHD event were £43,388.5 and £22,715.6 respectively for all and high risk (Health Sector Perspective, no cost savings)</p>	None	68	0	57	Short grade 2 long (grade 2)

See Appendix 5 and 6 for context and method

#### 4.2.4 Diet

The US-based study by Stinnett et al (1996) suggested that providing dietary advice based on the Step-1 diet with follow-up counselling in an out-patient setting to people aged 35-84 compared with treatment by Niacin reduced both costs and QALYs (at a rate of; £1150 for high risk women aged 55-84, £785 for moderate risk males, £2330 for moderate risk females, £2880 for low risk males and £5173 for low risk females). Therefore reducing Niacin to step-1 diet would be very unlikely to be considered a cost-effective cut back of services. Short and long term effectiveness data: 2 and 1-2 respectively.

Phillips et al's (2000) UK-based study suggested that using Flora pro.activ in conjunction with a healthy diet compared with no intervention would achieve a 14% reduction in total cholesterol, which has the potential to reduce 5-year cardiac mortality 38% and save £100.4m spending on treatment of myocardial infarction per year. However, as no information was given on expected change in life expectancy it is difficult to predict how cost-effective this would be relative to other interventions. Short and long term effectiveness data: 1+2 and 2 respectively.

The Australian-based study by Kinlay et al (1994) suggested that providing males aged 35-64 with *either* a population education programme via the mass media (based on the Stanford Three Cities Study) aimed at encouraging people to choose different food to reduce cholesterol *or* a moderate risk strategy that providing GP-based counselling plus the drug cholestamine for those with cholesterol >5.5mmol/L dominated the option of prescribing cholestamine for those with cholesterol >6.5mmol/L. The study also showed that the population option had a lower ICER (£316) per disease case averted compared with the moderate risk strategy (£9,054), although more benefits were potentially achievable with the latter and therefore would be preferred with a threshold value of £20,000/QALY. However, as no information was given on expected change in life expectancy it is difficult to predict how cost-effective this would be relative to other interventions. Short and long term effectiveness data: 1 and 2 respectively.

Table 17: Summary, by paper of main finding on the cost-effectiveness of diet-related interventions in reducing CHD

Ref.	Objective	Characteristics of sample		Main findings and conclusions	Findings of Sensitivity Analysis	Drummond %	Relevance to modelling %	Transferability score %	Quantity of short (long) term effectiveness data
		Size, age, sex	Country						
Stinnett, et al. (1996)	To evaluate the cost-effectiveness of alternative diet-and drug- based clinical strategies for cholesterol reduction in US adults according to patients' CHD risk factor characteristics.	Males & females aged 35-84	USA	<p>Compared with Niacin, diet as a primary prevention strategy provided 18,591 less QALYs at a saving of £21,382,130 for high risk (LDL ≥ 190 mg/dL, HDL &lt; 35 mg/dL, cigarette smoker, DBP ≥ 105 mmHg) females 55 to 84 years of age. For moderate risk (LDL ≥ 190 mg/dL, HDL &lt; 35-49 mg/dL, non-smoker, DBP 94-104 mmHg) males' diet provided 150,432 fewer QALYs at a saving of £118,155,251 compared to Niacin and for females the reduced QALYs and savings were respectively 161,873 and £377,251,508.. For low risk (LDL 160-189 mg/dL, HDL ≥ 50 mg/dL, non-smoker, DBP &lt;95 mmHg) males diet provided 303,806 less QALYs at a saving of £875m compared with Niacin and for females the reduced QALYs and savings were respectively 832,028 and £4,304m..</p> <p>Transferring suitable adults from Niacin to diet as a prevention strategy would reduce QALYs in exchange for cost savings that could be invested in other health services.</p>	<p>Assuming that reduced serum TC caused an increase in non-CHD mortality, resulting in reduced quality adjusted survival compared to the base case.</p> <p>Results were relatively insensitive to changes in utilities. Substituting survival in favour of QALYs did not affect conclusions.</p> <p>Varying the discount rate had virtually no effect on results.</p>	89	0	57	Short grade 2  long (grade 1+2)
Phillips et al. (2000)	To appraise the extent to which Flora pro. activ can be expected to reduce the risk of CHD and the cost implications of this approach to risk factor management	Males & females aged 40+	UK	<p>It seems likely that when Flora pro. activ, in combination with a healthy diet, achieves a reduction in total cholesterol of 14%, this has the potential to reduce 5-year cardiac morbidity by approximately 38%. On this basis, if used by the adult population as a whole, NHS expenditure on MI could fall by £100.4 million per year (range £30.4-£212.6 million).</p> <p>A 25% reduction in the risk of CHD would equate to 250,000 coronary events prevented over a period of 5 years if the whole population aged 40+ were to use Flora pro. activ in conjunction with diet.</p> <p>Flora pro. activ not only is cost-effective, but can also be adopted into an existing risk factor management programme, at no additional cost to the NHS, and offers the potential to generate considerable future savings.</p>	<p>1. If we assume that only a 5% reduction in total cholesterol is achieved in practice, then the likely estimate for 5-year savings will be reduced to £273.3 million (£54.9 million per year)</p> <p>2. If there is only a 15% reduction in risk for every 10% reduction in total cholesterol, then the saving could be reduced to as little as £151.8 million (£30.4 million per year).</p>	42	14	43	Short grade 1+2  long (grade 2)

See Appendix 5 and 6 for context and method

Kinlay et al. (1994)	To compare the cost-effectiveness of two screening strategies and a population strategy for lowering blood-cholesterol to prevent coronary heart disease	Males aged 35-64	Australia	<p>The population strategy reduced cholesterol by 3%, prevented 116 (5.46%) coronary heart disease events. The cost of implementing the strategy was £4,256,477.0. Cost per avoided event was £36,693.6 and the medical resource costs saved was £413,639.5. The moderate/high risk strategy reduced cholesterol by 4.9% with diet 8.5% by cholestyramine, prevented 144 (6.77%) coronary heart disease events. The cost of implementing the moderate/high risk strategy £41,713,313.2. Cost per avoided event was £290,216.3 and the medical resource costs saved was £513,483.6. The high risk strategy reduced cholesterol by 4.9% with diet 8.5% by cholestyramine, prevented 104 (4.9%) coronary heart disease events. The cost of implementing the high risk strategy was £39,410,721.5. Cost per avoided event was £379,165.7 and the medical resource costs saved was £370,849.</p> <p>After calculating the ICERs, the reviewers found that the high risk strategy was a dominated option and that the ICER (without cost savings) and that the population strategy had an ICER of £316.1 and mod/high risk strategy was £9,054.1 per disease event prevented. With medical resources saved both were cost saving.</p>	1. For the “worst-case” assumptions the population strategy would cost less than one-tenth of the other strategies per CHD event saved (£110,045.3per discounted event saved), 2.For the “best-case” assumptions the population strategy would be less than one-tenth the costs of other strategies (£18,788.3 per discounted event saved), 3.Small changes in blood cholesterol across the whole community will lead to very large changes in the number of CHD events prevented.	81	14	57	Short grade 1  long (grade 2)
Johannesson & Fagerberg (1992)	To compare dietary and antihypertensive drug treatment in obese men with mild hypertension in economic terms	31 males aged 40-69	Sweden	<p>The cost-effectiveness ratios in the cost-effectiveness scenarios were very high for diet treatment compared with no treatment and this is supported by the cost-benefit analysis, where treatment results in a loss.</p> <p>This trial had high treatment costs (total treatment cost was £744.8 for the diet group and £705.9 for the drug group), mainly due to the large number of consultations made. Total cost per patient ranged between £653.7 and £717.7, effects ranged between 0.002 and 0.31 life years gained and cost per life year gained ranged between £20,252.2 and £358,829.4.</p> <p>In 2/5 scenarios, diet was more effective &amp; more costly (ICERS varied £4,104.0 – £18,289.4). In 3/5 scenarios diet was dominated (£79.6 -£98.9 more costly and providing 0.005 - 0.015 less life years than treatment with atenolol).</p>	Not stated	79	0	86	Short grade 1+4  long (grade 2)
Services, D. o. H. a. H. (2003).	To estimate the costs and effects of stating the trans fatty acid content of food on labels.	Males & females	USA	<p>Food labelling should be implemented.</p> <p>The median cost of the intervention including savings over 20 years discounted at 3% was £8,567,990.3. Assuming that only LDL-C changed due to trans fatty acid and this resulted in a reduction of CHGD risk of 0.052%. 2,600 life years were estimated to be saved over 20 years.</p> <p>The cost per life year saved was £3,213 from the perspective of the health service and other sector.</p>	None	71	43	43	Short grade 2  long (grade 2)

See Appendix 5 and 6 for context and method

Bendich et al. (1997)	Translate risk reduction estimates based on vitamin intake into estimates of potential savings from avoidable US hospitalizations	Males & females	USA	<p>Compared with other preventive interventions, vitamin supplementation appears to yield benefits relatively quickly. This is so for vitamin E-based cardiovascular disease prevention.</p> <p>Daily vitamin E supplementation at 100 IU/day or more could cut £3.3-£3.9billion in annual hospital charges for men and £2.7-£3.3billion for women. Potentially, as much as £4.0-£4.8billion of annual US hospital charges for all of these coronary outcomes could have been avoided if the 65.5 million Americans over the age 50 in 1992 had consumed at least 100 IU of supplement vitamin E daily.</p>	Not stated	42	0	57	Short grade 1+2 long (grade 2+4)
Assmann & Schulte (1990)	Brief review of primary prevention strategy for CHD in West Germany and cost-benefit analysis of treatment strategy	Males & females	Germany	<p>The number of CHD events will be reduced and the events will be transferred into higher age-bands, thus increasing quality of life.</p> <p>Cholesterol lowering interventions are unlikely to result in important direct savings to the health care system. Rather the benefit of treatment is reflected in terms of reduced mortality and improved quality of life.</p> <p>Approximate figures (taken from graph) indicated nutritional advice to the population saved 57 life years per 1000 individuals at a cost per life year saved of £6,319.8. The stringent diet (high risk strategy) saved 121 life years per 1000 individuals at a cost per life year saved of £8,005.2.</p>	None	35	0	14	Short grade 2 long (grade 2)
Tosteson et al (1997)	<p>"To estimate the cost-effectiveness of population-wide approaches to reduce serum cholesterol levels in the US adult population"</p> <p>See Appendix 5 and 6 for context and method</p>	Males & females aged 35-84	USA	<p>Educational interventions to lower serum cholesterol are likely to be reasonably cost-effective and possibly cost-saving over a broad range of assumptions, especially if total serum cholesterol is reduced by more than 2%.</p> <p>A population-wide programme with the costs (£4.2 per person per year) and cholesterol lowering effects (an average of 2% reduction in serum cholesterol levels of the Stanford 5 city) would prolong life at an estimated ICER of £2,740.3 per year of life gained (LYG). A programme with the costs £14.2 Per person in the first year and £7.2 each following year (as in the North Karelia study) would result in a reduction in serum cholesterol <math>\geq</math> 2% and would prolong life at an ICER of £32,968.7/LYG. The ICER always falls below £30,000/LYG when programme cost per person is £4.2 except when non CHD mortality increases and serum cholesterol falls only by 1%. At an average programme cost of £14.2 educational interventions are never cost effective when non-CHD mortality rises or when serum cholesterol falls by less than 3%.</p> <p>Applying utilities to survival resulted in ICERS of £2,483.4 per QALY and £29,800.2 per QALY for the £4.20 and £14.2 interventions respectively.</p>	<p>1.The annual cost per person is very sensitive</p> <p>2.Changes in serum cholesterol would have a greater impact on non-CHD death among individuals with low serum cholesterol than among individuals with high serum cholesterol</p>	74	0	29	Short grade 2 long (grade 2)



Tice et al. (2001)	To examine the potential effect of grain fortification with folic acid on CHD events and to estimate the cost-effectiveness of additional vitamin supplementation (folic acid and cyanocobalamin) for CHD prevention	Both males & females aged 35-84	USA	<p>Grain fortification with folic acid was predicted to decrease CHD events by 8% in women and 13% in men, with comparable reductions in mortality. Compared with grain fortification alone, treating all patients with known CHD with folic acid and cyanocobalamin over a 10-year period would result in 310000 fewer deaths and lower costs</p> <p>Providing vitamin supplementation beyond grain fortification to all men ≥45 years = £7,138.9 per QALY compared with screen and treat. Extending to men 35 to 44 had an ICER of £79,320.9/QALY and was not recommended.</p> <p>For women ≥75 yrs, the ICER for Vitamin supplementation compared with fortification was £951.9/QALY whereas the ICER for screening &amp; treating women aged 65-74 was £4,362.6/QALY compared to treating all women ≥75 years. The ICER for treating all women ≥65 compared with screening &amp; treatment £6,980.2 /QALY, rising to £30,935.1/QALY for ages 55-64.</p> <p>Folic acid and cyanocobalamin supplementation may be cost-effective among many population subgroups and could have a major epidemiologic benefit for primary and secondary prevention of CHD if ongoing clinical trials confirm that homocysteine-lowering therapy decreases CHD event rates</p>	If the RRR of vitamin supplementation is 9% rather than 29%, primary prevention strategies treating everyone without measuring homocysteine levels would remain attractive at <£31,728.3/QALY gained for men aged 65+ and women aged 75+. If compliance with vitamin supplementation is only 50%, the treat-all strategy's incremental CE ratios remains <£39,660.4/QALY gained for men aged 45+ and women aged 65+.	89	29	71	Short grade 1  long (grade 2)
Plans-Rubio (1997)	To answer the questions: What are the estimated costs and benefits from a programme of individual dietary treatment in Spain? What is the CE ratio associated with the programme according to age, sex and cholesterol concentration? To which population groups should priority for detection and treatment be given?	Males & females aged 35-84	Spain	<p>Programmes of individual dietary treatment of hypercholesterolemia could be considered an efficient use of health resources especially in men aged 35-64 years with very high cholesterol concentrations.</p> <p>Cost per life year gained ranged from £8,821 to £86,435.7 in men and £39,486.2 to £241,217.7 in women, according to age and initial cholesterol concentration. The lowest cost-effectiveness ratio was obtained in individuals with a cholesterol concentration of 9.7mmol/l (380mg/dl) aged 45-49 years in men and 50-54 years in women, and the highest one was obtained in those men and women with a cholesterol concentration of 5.7 mmol/l (220 mg/dl) aged 60-65 years.</p> <p>Cost per life year gained was lower than £35,171.3 in men aged 35 to 64 years with a cholesterol concentration higher than 6.2mmol/l (240mg/dl) and it was lower than £49,239.9 in women aged 35 to 64 years with a cholesterol concentration higher than 9.3mmol/l (360mg/dl)</p>	1. Cost-effective results were sensitive to variations in cholesterol reduction, discount rates and programme costs 2. In contrast, cost-effective results were less sensitive to variations in non-compliance rate, lag period and CHD treatment costs 3. The highest effect (a reduction of 65%) was observed when a 0% discount rate was used for the health effects.	81	29	100	Short grade 2  long (grade 2)

See Appendix 5 and 6 for context and method

Prosser et al. (2000)	Evaluate how the cost-effectiveness ratios of cholesterol-lowering therapies vary according to different risk factors	Males & females aged 35-84	USA	<p>Cost-effectiveness of treatment strategies varies significantly when adjusted for age, sex and the presence or absence of additional risk factors. However, it depends on the specific risk factor combination, not just the total number of risk factors.</p> <p>When risk factors were considered cost-effectiveness ranged from £1,507.1 per QALY for men 75-84 years old with four risk factors to £396,604.3 per QALY for women 35-44 years old with no risk factors</p> <p>Primary prevention with a step I diet seems to be CE for most risk subgroups but may not be CE for healthy young women.</p> <p>Health sector plus other ICER= £65,043.1 men 35-44 £30,141.9 women 75-84, £187,197.2 women 35-44</p>	<p>1. Lag time of less than two years resulted in better CE ratios for older patients and less favourable for younger patients. No lag resulted in 10% decline in CE for 50 year-old men</p> <p>2. Varying the effectiveness of step I diet resulted in CE doubling for men 35-44 years old. CE decreased by 40% for women 75-84 years old. CE increased by 50% for women younger than 55 years old.</p> <p>3. CE results were sensitive to assumptions about preference weights for quality of life. If QALYs were not calculated CE ratios would be reduced by 20%</p>	78	14	71	Short grade 2 long (grade 2)
Olsen et al. (2005)	To compare costs and effects of providing nutritional counselling by a general practitioner with counselling by a dietician.	503 males & females	Denmark	<p>The effects in terms of life years gained and life years gained without IHD were greatest and more distinct in the GP group, and the costs were greatest in the dietician group given the applied cost method. As a consequence, the GP group was the most cost-effective nutritional counselling strategy but it should be noted that both counselling strategies were relatively CE.</p> <p>The effect of nutritional counselling comparing GPs and dieticians is greatest when counselling is performed by a GP 0.919 years versus 0.0274 years. Even though the effects are significant, the gains were moderate (number of life years gained in the interval of 0.0384-0.1210 year with an average of 0.0528 year). The GP group was most cost-effective.</p> <p>The probability of acceptance of GP counselling would have been much greater than acceptance of dietician counselling: If the maximum willingness-to-pay for a life year gained was £2,303.4, counselling by a GP would have been accepted with certainty, whereas counselling by a dietician would not have been accepted at all.</p> <p>Health Sector Perspective (no cost savings_ ICER for intervention 1 = GP group was most cost-effective (£756.7 per LYS) compared with the dietician group (ICER =£5,526.9)</p>	<p>1. Identical time estimates for dieticians and GPs, resulted in lower intervention costs for the dietician group compared with the GP group. However, counselling by a GP was still the most cost-effective.</p> <p>2. The inclusion of patient's use of time in the estimates, increased costs, and decreased cost-effectiveness but still showed that the GP group was most cost-effective.</p>	81	14	86	Short grade 1 long (grade 2)

See Appendix 5 and 6 for context and method

Nallamothu et al. (2000)	To address the question "What are the potential clinical benefits and economic costs associated with a strategy of universal folic acid supplementation in at-risk groups within the general population?"	40-85 year-old men, 50-85 year-old-women	USA	<p>Homocyst(e)ine lowering with folic acid and vitamin B12 supplementation could result in substantial clinical benefits at reasonable costs. Although the treat-all strategy was slightly more effective overall, If homocyst(e)ine lowering is considered, a screen and treat strategy is likely to be more cost-effective than universal supplementation.</p> <p>The screen and treat strategy remained cost-effective under rather unfavourable scenarios such as when a low level of CHD risk reduction was assumed.</p> <p>Health sector plus other ICER = (for treat-all strategy) = £486,395.9 per LYS in men &amp; £996,327.1 per LYS in women. Screen &amp; treat strategy = £10,669.3 per LYS in men and £21,574per LYS in women compared with no intervention</p>	<p>1. Cost per LYS in the screen and treat strategy remained below £39,225.5 when the relative risk of CHD-related death was reduced by at least 11% in men and 23% in women</p> <p>2. In the treat-all strategy more than 25% in men and 60% in women were required for cost-effectiveness ratios to remain lower than £39,225.5 per life year saved.</p> <p>3. After varying the threshold for treatment from 11 to 15µmol/L, it was found that a tHcy level of 11µmol/L was the most cost-effective for initiating supplementation in the screen and treat strategy</p> <p>4. Cost-effectiveness ratios remained less than £251,043 per life-year saved even at extreme values, suggesting that uncertainty in cost-parameters had only a modest effect on outcomes.</p>	85	43	100	Short grade 2,3+4  long (grade 4)
--------------------------	---	--	-----	---	---	----	----	-----	---

See Appendix 5 and 6 for context and method

Murray et al. (2003)	To assess the health effects, costs and cost-effectiveness of personal and population-based interventions designed to reduce the risks associated with high cholesterol concentrations and blood pressure in areas of the world in 14 different epidemiological sub-regions. It addresses the relative roles of both types of interventions and considers whether management of blood pressure and cholesterol concentrations should be based on thresholds for each risk factor in isolation or based on the absolute risk of CVD for a given individual accounting for their risks.	Male and female children, teenagers, adults and older adults (60+)	Global and world regions (including European Region)	<p>In all regions of the world, the 4 non-personal interventions had the lowest ICERs but also the least potential to reduce burden of disease when resources are extremely scarce, these interventions will be funded first.</p> <p>In all regions the most efficient strategy is a combination of the population-wide and individual based intervention based on the absolute risk approach. In the European region the most cost-effective non-personal intervention was Health education through mass-media and with more funding available, the next choice of programme would be to add population wide salt intake reduction through legislation.</p> <p>All 17 interventions were cost-effective (using 3x GNP per capita as decision threshold value).</p> <p>Health Sector Perspective (no cost savings) ICER for intervention 1 (health education versus doing nothing) = £12.1/DALY averted. ICER for intervention 2 (health education via mass-media plus salt reduction by legislation versus doing nothing)= £15.9</p>	<p>1. Despite uncertainty, the 4 non-personal interventions are always chosen as the first strategy to reduce CVD. However, the choice between non-personal strategies becomes more uncertain as to which it is best to fund first.</p> <p>2. Halving the effectiveness of non-personal interventions did not change conclusions.</p>	61	43	38	Short grade 1+2  long (grade 2)
Kristiansen et al. (1991)	To evaluate the relative cost-effectiveness of three main strategies to reduce cholesterol concentrations.	200,000 males aged 40-49	Norway	<p>Population approach gave 3100 life years and 3000 QALYs over no action. The net incremental effects of dietary treatment were 400 QALYs. Over 20 years of a population based strategy was projected to be £1.4 per life year gained. For an individual strategy based on dietary treatment the cost was about £1,427.4 per life year gained.</p> <p>Individual intervention should be implemented cautiously and within more selected groups than currently recommended.</p> <p>From perspective of health sector plus other, ICER for intervention 1 compared with no action =£1.2 per QALY. ICER for intervention 2 compared with intervention 1 = £11,574.5 per QALY</p>	Varying unit cost up and down influenced total cost in the same direction.	61	57	29	Short grade 2+4  long (grade 1,2+4)

See Appendix 5 and 6 for context and method

Blake et al. (2003)	To compare the potential cost-effectiveness of c-reactive protein screening followed by targeted statin treatment for elevated c-reactive protein compared with dietary therapy alone to prevent cardiovascular disease.	Males & females aged 35-85 (sample mean 58)	USA	<p>C-reactive protein therapy would be cost-effective and in some cases cost-saving compared with dietary counselling alone.</p> <p>For 58-year old men with no C-reactive protein (under usual care-dietary, counselling, screening) lifetime costs, life expectancy and health benefits were calculated to be £7,190, 14.471 and 12.217QALYs respectively. While for a 58-year old woman they are £5,676, 16.766 and 13.910 QALYs respectively. The incremental cost per QALY for screening and targeted treatment compared with dietary counselling was therefore £36,403 for men and £71,445 for women.</p> <p>[NB. Results should be interpreted as for the south west quadrant]</p>	<p>Sensitive to relative risk of MI, lost of statins and efficacy of statin therapy.</p> <p>C-reactive protein becomes cost saving if the annual cost of statin therapy is reduced to £378.4 or an efficacy of ≤45%.</p> <p>Results were moderately sensitive to utility of MI states, discount rate, cost of cardiovascular events and efficacy of stroke prevention.</p>	75	43	50	Short grade 1+4 long (grade 2)
Plans-Rubio (1998) et al.	To assess the efficiency of diet interventions (amongst others) in preventing CHD	Both males & females. Sample size and age not stated	Spain	<p>Average cost-effectiveness ratios for dietary treatment according to age, gender and blood cholesterol level. It ranged from £18,741 to £56,796 per life year gained in men and from £67,629 to £217,548 per life year gained in women. The annual total cost per individual was £182 for dietary treatment.</p> <p>Cost-effectiveness ratios were lower for men than for women. For blood cholesterol levels of 7.7mmol/L (mg/dl), CERs were £23,850 per LYG in men aged 40-49 and £29,782 in men aged 50-59. In women aged 40-49 CERs were £91,829 and £84,473 in ages 50-59.</p> <p>The higher the cholesterol level, the more cost-effective it is to intervene at earlier ages for men. In women it is most cost-effective to intervene at ages 45-49.</p>	<p>Cost-effectiveness ratios were sensitive to variations in programme costs, health effects and discount rates. In contrast, cost-effectiveness results were less sensitive to variations in treatment costs for coronary Heart Disease and treatment compliance.</p>	69	14	43	Short grade 2 long (grade 2)

See Appendix 5 and 6 for context and method

The Swedish-based study by Johannesson & Fagerberg (1992) suggested that providing obese males aged 40-69 with 13 nurse and 4 GP visits over a 6 week period aimed at reducing body weight, salt intake and alcohol consumption compared with no intervention varies from being not cost-effective to possibly being very cost-effective: In 2/5 scenarios, diet was more effective & more costly than Atenolol (ICERS varied £4,104.0 – £18,289.4) but in 3/5 scenarios diet was dominated (£79.6 to £98.9 more costly and providing 0.005 - 0.015 less life years than treatment with Atenolol). This was supported by cost-benefit analysis that suggested costs exceeded benefits. Nevertheless there appears to be considerable uncertainty surrounding the results. Short and long term effectiveness data: 1+4 and 2 respectively.

The Department of Health and Health Services' (2003) US-based study suggested that labelling food with the trans fatty acid content compared with no intervention is very cost-effective (ICER: £3,213 per life year saved). Short and long term effectiveness data: both grade 2.

The US-based study by Bendich et al (1997) suggested that providing at least 100IU/day vitamin E supplementation for 2+ years to men and women compared with no intervention could cut annual hospital charges by £4.0-£4.8bn annually in the USA. However, as no information was given on expected change in quality or quantity of life therefore the relative cost-effectiveness is unknown. Short and long term effectiveness data: 1+2 and 2+4 respectively.

The German-based study by Assman & Schulte (1990) suggested that stringent dietary advice with compliance controls for selected patients (those with LDL cholesterol <4.14 mmol/l, HDL cholesterol  $\geq$  0.9 and triglyceride <2.3) compared with no intervention is very cost-effective (£8,005 per life year saved). Short and long term effectiveness data: both grade 2.

The US-based study by Tosteson et al (1997) suggested that a cholesterol intervention programme such as that delivered in North Karelia, Stanford 3 community study or Stanford-5 city project (which involved health education media campaigns, community activities and face to face instruction) compared with no

programme is likely to be very cost-effective (£2,740 per life year saved) if serum cholesterol falls by at 1% and there is no change in non-CHD mortality. However, if the programme cost £14.2 per person and serum cholesterol falls by less than 3%, then education is unlikely to be cost-effective (£32,969/QALY) and if non-CHD mortality rose it is very unlikely to be considered cost-effective (>£65,000/QALY). Short and long term effectiveness data: both grade 2.

Tice et al's (2001) US-based study suggested that a diet that includes grain-enriched products (e.g. fortified flour) to increase folic acid by 100ug/d compared with no intervention would reduce myocardial infarctions by 13% in men and 8% in women although no costs for the fortification were provided and therefore no ICER was provided. Comparing the fortification with fortification plus treatment for all CHD patients with 1mg folic acid & 0.5mg of Cyanocobalamin would be very to just above reasonably cost-effective (ICER ranges between £952 - £30,935/QALY depending on gender, age and whether screening tests are used). Short and long term effectiveness data: 1 and 2 respectively.

The Spanish-based study by Plans-Rubio (1997) suggested that an 8-year diet low in fat and cholesterol compared with no intervention ranges from being very cost-effective to being unlikely to be considered cost-effective (£8,821 - £86,436 in men and £39,486-£241,218 in women). At a willingness to pay of £30,000 per QALY dietary therapy is never cost-effective for women of any age or cholesterol level or for men over the age of 65. However, at a willingness to pay of £30,000/QALY dietary therapy is cost-effective for men aged 35-59 if cholesterol levels are around or above 6.7 mmol/l and cost-effective for men aged 60-64 when cholesterol levels are around or above 7.8 mmol/l. Results were sensitive to discount rates (when assuming 0% for health effects cause cost-effectiveness ratios to fall by 65%) and programme costs although less sensitive to variations in non-compliance rate, lag period and CHD treatment costs. Short and long term effectiveness data: both grade 2.

The US-based study by Prosser et al (2000) suggested that the Step 1 diet (low intake of saturated fat, rich in fruit, vegetables, whole grains, fat free and low fat dairy, meat fish and poultry) delivered by physicians over a 30 year period compared with no intervention is reasonably cost-effective (£30,142/QALY) for women aged 75-

84 and very cost-effective (£1,507/QALY) in men aged 75-84 with four risk factors. However, it is unlikely to be cost-effective in women or men aged 35-44 (£187,197 and £65,043 per QALY respectively). In men of any age and in women over the age of 55 with 3 or 4 risk factors, diet therapy is always very cost-effective whereas diet therapy is unlikely to ever be cost-effective when there are no risk factors. With 2 risk factors, diet therapy becomes cost-effective (at a WTP for £30,000/QALY) in men around the age of 55 and in women around the age of 65. Results were sensitive to assumptions of the lag time between programme and benefits (<2 yrs resulted in better CE ratios for older patients and no lag resulted in 10% decline in CE for 50 year-old men) as well as of the effectiveness of the Step 1 diet (results increased or decreases up to 50%) and utility weights (excluding them reduced ICERs by 20%). Short and long term effectiveness data: both grade 2.

The Danish-based study by Olsen et al (2005) suggested that 5 nutritional counselling sessions by a GP (1x30 mins, 4x12 mins) that focussed on general advice plus written materials in diet compared with 5 sessions by a dietician (1 x 60 mins, 4x 30 mins) focussing on good nutrition, shopping, meal preparation and exercise is very cost-effective (£757 per life year saved for the GP option and £5,527 for the dietician-led option). The GP option was consistently favourable under different assumptions about cost (e.g. equalising time estimates of GPs and dieticians, including patient costs). Short and long term effectiveness data: 1 and 2 respectively.

The US-based study by Nallamotheu et al (2000) suggested that mass treatment with daily intake of folic acid and vitamin B12 for all at-risk people compared with “screen and treat” those with tHcy levels  $\geq 11$   $\mu\text{mol/L}$  with the same daily supplement was unlikely to be cost-effective for mass treatment (£486,396 per life year saved) but very to reasonably cost-effective for the targeted strategy (£10,669 and £21,574 per life year saved in men and women). After varying the threshold for treatment from 11 to 15  $\mu\text{mol/L}$ , it was found that a tHcy level of 11  $\mu\text{mol/L}$  was the most cost-effective for initiating supplementation in the screen and treat strategy. Short and long term effectiveness data: 2,3+4 and 4 respectively.



The global study by Murray et al (2003) suggested that, in the European region health education through the mass-media alone or with salt reduction through voluntary agreements with industry compared with doing nothing were both very cost-effective (£12 and £16 per disability adjusted life year averted respectively). Compared with personal interventions these non-personal interventions always had lower ICERs. Short and long term effectiveness data: 1+2 and 2 respectively.

The Norwegian-based study by Kristianson et al (1991) suggested that population level promotion of health eating using information from many sources via the mass media, levying taxes on fatty foods and subsidising low-fat foods compared with no intervention is very cost-effective (£1.2/QALY a 20 year period) and that screening for hypercholesterolemia plus dietary advice to individuals for high risk patients compared with doing nothing was also likely to be cost-effective (£11,575/QALY). Short and long term effectiveness data: 2+4 and 1,2+4 respectively.

The US-based study by Blake et al (2003) indicated that moving to Step 1 dietary counselling from C-reactive protein screening and targeted statin therapy reduces both QALYs and costs for 58-year old men and women at a rate of £36,403 and £71,445 respectively. However, in some cases (a male who smokes and is hypertensive) QALYs may not fall (so diet therapy is dominated). Results were sensitive to relative risk of myocardial infarction, cost and efficacy of statin therapy and moderately sensitive to utility of myocardial infarction states, discount rate, cost of cardiovascular events and efficacy of stroke prevention. Short and long term effectiveness data: 1+4 and 2 respectively.

The Spanish-based study by Plans-Rubio (1998) suggested that 4 medical visits and 4 lipid analyses plus dietary treatment of hypercholesterolemia for the first year with visits halved in the follow-up year compared with no intervention is reasonably cost-effective in men (£23,850 per LYG for ages 40-49 and £29,782 in ages 50-59) but unlikely to be cost-effective in women (£91,829 in ages 40-49 and £84,473 in ages 50-59). Cost-effectiveness ratios were sensitive to variations in programme costs, health effects and discount rates but less sensitive to variations in treatment costs for coronary Heart Disease and treatment compliance. Short and long term effectiveness data: both grade 2.

## **5.0 Overview of evidence and discussion**

### **5.1 Cost per QALY**

This review has shown that the majority of evidence on behaviour change interventions to reduce CHD has focussed on changing diet and on adults. Table 18 summarises the quality of evidence by category of ICER across the whole field to date. One intervention was cost saving, 19 interventions (17 diet, 1 exercise, 2 smoking, 3 combination) were very cost effective, five diet interventions were reasonably cost effective, three diet interventions were unlikely to be cost effective and nine were very unlikely to be cost effective. However, it is interesting to note that the quality of evidence for the cost saving intervention and one of the two interventions (Blake et al 2003) that were potentially cost saving were significantly dependent on assumptions and relatively poorly reported data and that 5/9 interventions suggesting that QALYs might be bought at a rate >£50,000 both included RCT evidence and well reported data.

Data from studies citing ICERs of between 0-£50,000/QALY were heavily reliant on uncontrolled primary studies and this appears to be a significant evidence gap. Indeed only 10 studies indicated use of RCT level evidence for short term effectiveness of programmes. Of these, 8 showed ICERs to be very cost-effective and 2 were 'reasonably' cost-effective. No intervention for smoking or exercise used data from RCTs but 1 combination intervention did. Thus the majority of better quality evidence was on diet, although 3 of the 6 papers on diet supplemented this with data from additional sources within the models used. There was little variation in the type of data used for long term effects, with most focussed on long term cohort data. Again, the better quality data was in the diet area where 2 studies used a mix of trial and longitudinal data.

Table 18 shows that interventions to reduce smoking, increase exercise or combination interventions all fall below £20,000/QALY whereas the more numerous diet-related interventions spread across all positive categories from very cost-effective to very unlikely to be cost-effective.

There appears to be little consistent patterning of results by intervention for diet. For example, different types of screening and treatment programmes fall into several categories, as does diet. The Step 1 diet is interesting because it is possibly the most consistent in content of interventions studied by more than one set of authors. However the estimates of cost-effectiveness differ markedly across studies and this may be due to the varying context and methods of implementing the diet across studies. Perhaps the strongest piece of evidence overall is that interventions providing dietary advice all fall in the 'very cost-effective' category.

We examined which studies fell  $\pm$ £6,000 above the threshold value of £30,000/QALY and found six estimates of ICERs in the 'reasonably' and 'unlikely to be' cost-effective categories were close to the threshold value. The varying estimates came from five studies (Tosteson et al, 1997; Tice et al., 2001; Plans-Rubio, 1997; Blake et al, 2003; Plans-Rubio, 1998). This highlights our concerns with, and the danger of, over-interpreting Table 18 to direct current policy. However, one of the differences (Plans-Rubio, 1998) was attributed to differently aged males and females. If the same NICE behavioural change advice were to be applied without differentiation by gender, then dietary treatment of hypercholesterolemia is less likely to be considered cost-effective. Nevertheless, the variation in other papers suggests that the interventions from these papers may benefit from further investigation through modelling, with the proviso that any sub-group analysis is based on politically decisional information rather than only descriptive social, demographic or epidemiological information. These interventions include:

- Educational programmes similar to North Karelia to reduce serum cholesterol for population aged 35-84
- Low fat low cholesterol diet in males 35-64
- Screening and treatment
- C-reactive protein screening and targeted statin treatment compared with diet only
- Dietary treatment for hypercholesterolemia

It would not be worth developing a model in phase 2 if a paper fulfilled the following conditions; an intervention set in a UK context with RCT level evidence in the short and longer term that showed evidence of effectiveness and an ICER <£30,000/QALY and whose conclusions were supported with similar evidence outside the UK. Unfortunately this situation does not arise for any type of intervention. Indeed one of the 2 UK based studies suffers from very poor quality effectiveness data. Therefore modelling may be useful.

In examining papers that fall in the category of 'very cost-effective', it is important to note that two papers need to be viewed in the light of whether they offer potentially efficient reductions in services. Blake et al, (2003) suggested that moving from a screening and targeted statin treatment programme to health education is likely to be a cost-effective reduction in services whereas Tice et al. (2001) provided mixed evidence of cost-effectiveness that depend on gender and age.

Table 18: Summary of ICERs by intervention area and quality of evidence

Likely cost-effectiveness	Type Intervention	Study No.	Sub-group intervention	Gender, age & risk group (where stated)	Short term effect	Long term effect	Drummond Score	Relevance to modelling	Transferability	Perspective	
Cost saving	Exercise	E2	Walking 1 hour per day	M&F. 35-74 yrs.	4	2	79%	43%	57%	Societal	
£0-20,000 "Very cost-effective"	Diet	<b>Diet:</b>									
		D4	Dietary programme that aimed to reduce body weight, restrict sodium, and to reduce alcohol consumption. Duration:6 weeks/13 visits to the nurse and 4 to the physician.	M 40-69 (BMI ≥ 26, blood pressure 90-104mmHg, DBP= expected, HDL= expected, Cholesterol = HDL + 1% - CHD risk – 1.5%	1+4	2	79%	0%	86%	Societal	
		D11	Step I Diet - low intake of saturated and fat, rich in fruit, vegetables, whole grains, fat free and low fat dairy, meat, fish and poultry. Diet delivered by physicians	M 75-84 (4 risk factors)	2	2	78%	14%	71%	Societal	
		D15	Intervention (II) dietary treatment	M 40-49 (serum cholesterol concentration >= 6.0 mmol/L)	2+4	1,2+4	61%	57%	29%	Health Care Provider	
		<b>Population based:</b>									
		D5	Labelling food with trans fatty acid content	M & F	2	2	71%	43%	43%	Government	
		D9#	Vitamin supplementation & grain fortification	M 35-44	1	2	89%	29%	71%	Health Care Provider	
		<b>Advisory:</b>									
		D7	Nutritional advice to the population	M & F	2	2	35%	0%			
		D8	Educational interventions to lower serum cholesterol; similar to the Stanford 5-city project	M & F 35-84	2	2	74%	0%	29%	Not Clear	
		D12	Nutrition counselling by a GP or dietician	M & F (Obese)	1	2	81%	14%	86%	Health Care Provider & Societal	
		D15	Intervention (I) promotion of healthy eating habits. Information to agricultural sector, food industry etc.	M 40-49	2+4	1,2+4	61%	57%	29%	Health Care Provider	
		D14	Intervention 1 (health education versus doing nothing)	M & F children to older adults	1+2	2	61%	43%	38%	Government	
D14	Intervention 2 (health education via mass-media plus salt reduction by legislation versus doing nothing)	M & F children to older adults	1+2	2	61%	43%	38%	Government			

		D16#	Cut back C-reactive protein screening & targeted statin therapy to dietary counselling alone	F 58	1+4	2	75%	43%	50%	Societal	
		<b>Screen &amp; treatment:</b>									
		D13	Screen and treat (Folic acid and vitamin B12)	M 40-85 tHcy levels of 11µmol/L or more	2,3+4	4	85%	43%	100%	Government	
	Exercise	E1	Aerobic style exercise with a qualified instructors for 1.5 hours, twice a week	M & F 65+	2	2	89%	29%	86%	NHS	
		Smoking	S2	Medical counselling targeting at smoking cessation and delivered by physicians	M & F 40-69	2	2	75%	0%	71%	Societal
	S3		The Heartbeat Wales Program, public education campaigns along with supportive policy and infrastructure change, aimed to reduce smoking prevalence	M & F 18-64	4	4	89%	29%	86%	Societal NHS	
	Combination	C1	Check-up and advice on diet and/or exercise from a physician or dietician	M & F 60-109	1	2	82%	14%	43%	Societal	
		C2*	Health education/promotion and advice on lifestyle factors delivered through media, food labelling, sports clubs, screening and advice on risk factors by health care personnel	M & F 30-60	2	2	64%	14%	43%	Societal & Health Care Provider	
		C3	Enhanced intervention (EI) - screening tests and further counselling sessions and group intervention activities on improving physical activity levels & nutrition compared with screening tests and brief individual lifestyle counselling session	F 50-65	1	2	63%	14%	71%	Health Care Provider	
	£20,001-30,000 "Reasonably cost-effective"	Diet	D8	Educational interventions to lower serum cholesterol; similar to the North Karelia study	M & F 35-84	2	2	74%	0%	29%	Not Clear
D13			Screen and treat (Folic acid and vitamin B12)	F 50-85 tHcy levels of 11µmol/L or more	2,3+4	4	85%	43%	100%	Government	
D9#			(Vitamin supplementation & grain fortification) treat all compared to screen and treatment	F 55-64	1	2	89%	29%	71%	Health Care Provider	
D16#			Cut back C-reactive protein screening & targeted statin therapy in favour of dietary counselling alone	M 58	1+4	2	75%	43%	50%	Societal	
D17			Dietary treatment of Hypercholesterolaemia	F 40-49 (cholesterol levels of 7.7mmol/L (mg/dl))	2	2	69%	14%	43%	Government	
£30,001-50,000 "Unlikely to be cost-effective"	Diet	<b>Diet:</b>									
		D10	Diet low in fat and cholesterol	M 35-64 (cholesterol concentration higher than 6.2mmol/l (240mg/dl)) F 35-64 (cholesterol concentration higher than 9.3mmol/l (360mg/dl))	2	2	81%	29%	100%	Societal	
		D11	Step I Diet - low intake of saturated and fat, rich in fruit, vegetables, whole grains, fat free and low fat dairy, meat, fish and poultry. Diet delivered by physicians	F 75-84 (No risk factors)	2	2	78%	14%	71%	Societal	

£+50,001 "Very unlikely to be cost-effective"	Diet	D17	Dietary treatment of Hypercholesterolaemia	M 50-59 (cholesterol levels of 7.7mmolL (mg/dl)	2	2	69%	14%	43%	Government	
		<b>Diet:</b>									
		D1#	Step 1	M or F. 55-84 yrs. Low & mod. & F high risk.	2	1&2	89%	0%	57%	Societal	
		D11	Step I Diet - low intake of saturated and fat, rich in fruit, vegetables, whole grains, fat free and low fat dairy, meat, fish and poultry. Diet delivered by physicians	M & F 35-44 (No risk factors)	2	2	78%	14%	71%	Societal	
		D4	Dietary programme that aimed to reduce body weight, restrict sodium, and to reduce alcohol consumption. Duration:6 weeks/13 visits to the nurse and 4 to the physician.	M 40-69 ( BMI ≥ 26, blood pressure 90-104mmHg, DBP= 0.5 expected or no effect, HDL= No effect or 0.5 expected, Cholesterol= HDL +1% - CHD risk 0.75% or no effect	1+4	2	79%	0%	86%	Societal	
		D17	Dietary treatment of Hypercholesterolaemia	F 40-59 (cholesterol levels of 7.7mmolL (mg/dl)	2	2	69%	14%	43%	Government	
		<b>Population based:</b>									
		D9#	Vitamin supplementation & grain fortification	M ≥ 45	1	2	89%	29%	71%	Health Care Provider	
		D9#	Vitamin supplementation compared with fortification	F ≥ 75	1	2	89%	29%	71%	Health Care Provider	
		D13	Treat all (Folic acid and vitamin B12)	M 40-85 & F 50-85	2,3+4	4	85	43	100	Government	
		<b>Screen &amp; treatment:</b>									
D9#	(Vitamin supplementation & grain fortification) screen & treatment compared to treating all women ≥ 75	F 65-74	1	2	89%	29%	71%	Health Care Provider			
D9#	(Diet without folic acid fortification) treat all compared to screen & treatment	F ≥ 65	1	2	89%	29%	71%	Health Care Provider			

\*Potentially cost saving when a societal perspective and regression compensation applied

# Interpret as a reduction in services towards the behavioural change intervention

E1: Munro et al. (1997) E2: Jones et al. (1994)

S2: Plans-Rubio (2004) S3: Phillips, et al. (1993)

C1: Lindgren et al. (2003) C2: Lindholm et al (1996) C3: Finkelstein et al. (2002)

D1: Stinnett, et al. (1996) D4: Johannesson & Fagerberg (1992) D5: Services, D. o. H. a. H. (2003). D7: Assmann & Schulte (1990) D8: Tosteson et al (1997) D9: Tice et al. (2001) D10: Plans-Rubio (1997) D11: Prosser et al. (2000) D12: Olsen et al. (2005) D13: Nallamotheu et al. (2000) D14: Murray et al. (2003) D15: Kristiansen et al. (1991) D16: Blake et al. (2003) D17: Plans-Rubio (1998)

Note: the following papers are not reported as they did not record QALYs or survival: S1: Ong and Glantz (2004), C4: Dalziel et al. (2005)

, D2: Phillips et al. (2000) D3: Kinlay et al.(1994), D6: Bendich et al. (1997)

## 5.2 Factors influencing cost-effectiveness

One of the most influential factors on cost-effectiveness ratios is the nature of the intervention itself. In many other interventions evaluated by NICE the nature of the intervention is specified in great detail, for example a specified dose of a specific drug for a specific disease which may be delineated by severity and for a specific age group. The literature we have reviewed is noticeably different, although some studies have been careful to document the relationship between cost-effectiveness and age or specified what information is given by who and how many times. However, the majority of papers fail to provide sufficient detail about the exact nature of the intervention. This means that advice on what interventions are cost-effective can only be given very cautiously. For example, stating that 'drugs are cost-effective in treating X' could be construed as being similar to stating that 'advice on diet is cost-effective in reducing CHD'. Neither provides sufficient guidance for practitioners and both can be interpreted inappropriately, leading to inefficiency or even potential harm.

In looking at the cost-effectiveness of combination treatments, ideally they would indicate which risk behaviours are influenced by the intervention. Whilst this was not possible to separate out in the selected papers it is theoretically possible for combination interventions to have less than unitary additionality or for one risk factor to 'lose out' when combined with other interventions (Wonderling et al., 1996; Langham et al., 1996).



Part of the reason for the lack of precision about interventions evaluated may be related to their complexity and because interventions are implemented differently in different sites. Published papers may not offer the space for a full enough description. However, there are two possibilities for improving the description of interventions. Firstly it would be useful to consider and adopt a standard way of describing interventions. Drummond's recommendation to describe who does what to whom, where and how often is a good starting point, and should be applied routinely to both the intervention and its comparator. However, other conventions exist and an agreed approach might usefully be added to the CONSORT guidance. If public health interventions and programmes are very complex, a second approach would be for journals or authors to provide additional descriptions online such as copies of the protocols for the interventions.

Of the 17 diet interventions, 7 specifically compared population wide interventions with targeted interventions, where candidates for behaviour change interventions are identified by one or more risk factor. No such comparisons were made in the smoking, exercise or mixed studies identified in this review. Of the 7 studies, one (Nallamotheu et al., 2000) found that providing folic acid and vitamin B12 to all was more effective than a targeted approach but was less cost effective. Screening and treating with folic acid and vitamin B12 was reasonably cost-effective for men 40-85 and very cost-effective for women 50-85, whilst treating all was unlikely to be cost effective for men or women. In their comparison of diet with stations, Blake et al. (2003) found that targeted drug use was more cost-effective than administering stations to the population. Whilst screening and treating 58 year old men and women was more cost-effective than a population strategy it was still 'unlikely to very unlikely' to be cost-effective. All remaining studies (Kinlay et al. (1994), Asssman and Schulte (1990), Tice et al. (2001), Murray et al. (2003) and Kristiansen et al. (1991)) found that population strategies were more cost-effective although Kristiansen et al. (1991) concluded that individual interventions should be implemented cautiously and with select groups; Prosser et al. (2000) also found convergent evidence in their study when cost effectiveness was compared by type and number of risk factors.

Age and gender emerged as prominent mediating factors for effectiveness and cost-effectiveness, with eleven studies (Assmann and Schulte, 1990; Blake et al., 2003; Lindgren et al., 2003; Lindholm et al., 1996; Nallamothe et al., 2000; Plans-Rubio, 1997; 1998; 2004; Prosser et al. (2000); Stinnett et al., 1996; Tice et al., 2001) presenting results in relation to these factors (1 smoking, 2 mixed, 8 diet). With the exception of four studies (Phillips et al., 2000; Kinlay et al., 1994; Kristiansen et al., 1991; Tosteson et al., 1997), cholesterol levels were combined with age and/or gender and were found to influence cost-effectiveness.

Smoking cessation using medical advice (Plans-Rubio,2004), homocyst(e)ine lowering with folic acid and vitamin B12 (Nallamothe et al., 2000) and other dietary interventions (Lindgren et al., 2003; Plans-Rubio, 1997; 1998) were all found to be more cost-effective for men, although this does not necessarily mean they were not cost-effective for women, controlling for age.

All the studies looking at cost-effectiveness by age and gender found interventions to be more cost-effective for men. With the exception of Assmann and Schulte (1990) who found nutrition advice to be more cost-effective for individuals less than 60 years of age than those 60 to 64 years, all found in general that cost-effectiveness increased with the age of intervention participants. Interventions were least cost-effective for young women (Blake et al., 2003; Stinnett et al., 1996). More evidence of cost-effectiveness at a younger age was found for men than for women. For example Tice et al. (2001) found grain fortification and folic acid supplements to be cost-effective for men from the age of 45 years and for women around the age of 55.

### **5.3 Methodological issues**

In this study currency and ICERs were converted to World Bank purchasing power parity (PPP) exchange rates, the number of units of a country's currency required to buy the same amounts of goods and services in the domestic market as a UK £ would buy in the UK, rather than using official exchange rates. Comparison of the impact of this method with official exchange rates revealed very little difference most studies reviewed, with the impact on cost varying between -0.14% and 5.55%.

However, for Scandinavian studies, there was a marked impact both in total costs and in movement of interventions from being reasonably cost-effective to being unlikely to be cost-effective. For the latter studies, using standard exchange rates would have resulted in substantial underestimation of costs.

Application of Drummond's checklist for a sound economic evaluation and Pang's transferability score revealed substantial deficiencies in key information that should be recorded in peer reviewed studies. In particular costs were not presented in a disaggregated form (quantities and unit costs not reported separately), adjustment to currencies and prices were inadequately described, the choice of model used and the key parameters upon which it was based were poorly reported, as were the choice of variables for sensitivity analysis and any justification for failing to discount costs. Pang's questionnaire highlighted authors failing to address how generalisable their results would be to another setting. Finally, there is clearly a difficulty in transferring results from one country to another if the comparator of an intervention differs from current practice in the UK. For example, Lindholm et al (1996) compared a health promotion programme to annual screening for cardiovascular risk but there is no annual screening programme in the UK.

We are aware that creating a score from the Drummond questions is not usual practice and that there has been debate about whether and how this might be done (Shaya 2003; Hoffman et al, 2002; Gonzalez-Perez, 2002; Gerard et al, 2000,). The approach we have used is probably better at identifying the lower quality studies rather than distinguishing between better quality studies as no additional indicators were used to weight for effectiveness (Gonzalez-Perez, 2002). However, specifying a 1-4 score for short and long-term effectiveness data goes some way to improving this situation. We investigated the relationship between each of the scoring mechanisms (for short term & long term effectiveness, the Drummond 31 score, relevance to modelling and transferability) through a Pearson correlation matrix. 3/10 correlations were statistically significant using 2 tailed tests; short term effectiveness scores were positively related to long-term effectiveness scores ( $r = 0.49$   $p < 0.05$ ) and relevance to modelling ( $r = 0.41$   $p < 0.05$ ) and the Drummond score was positively related to Pang's transferability score ( $r = 0.61$   $p = 0.001$ ). This suggests that better quality short term studies are more likely to be useful for economic evaluations

because they are also more likely to have better quality long term data. It also suggests that the Drummond scores could be roughly reasonable predictors of the ability to transfer data across settings.

One of the challenges of the summary in Table 18 is that the studies are presented using a variety of different perspectives. 11 include a societal perspective and 13 include a health provider or government perspective. This raises questions of what 'ought' to be considered. NICE currently recommends an NHS perspective for the reference case and it is known that the perspective will have an important impact on the type of costs considered. For example, a programme focussed on changing the dietary habits of a population will not account for any change in costs borne by families if an NHS or personal and social services perspective is used. This might be considered correct for two reasons; firstly, families are unlikely to consider cost-effectiveness (at least in terms of limiting 'effectiveness' to QALYs gained) in deciding on their food choices; secondly, considering whether a behaviour change programme is a 'good use' of public funds will only matter if it is demonstrated that people do change their diet. The challenge to this narrow view comes from considering the opportunity cost that families face in adopting a new diet. If, for example, expenditure has to increase and the opportunity cost is not being able to support a child to follow tertiary education, the new diet might lead to a welfare loss. It is difficult to judge what impact a different perspective would have on ICERs or decision but is worth further investigation, particularly in terms of whether there is a systematic differential impact in evaluations of behavioural change versus pharmacological interventions.

Another challenge to interpreting Table 18 for the context of current decision-making by NICE is that no study has used the recommended discount rates (3.5%), although most did use the same rates for costs and effects. 47% of studies used 5% or higher and only 5 papers investigated the impact of discount rates in a sensitivity analysis.

Table 18 treats information on cost per life year gained and cost per QALY as virtually synonymous, given the assumption of a quality weighting of 0.99 for additional life years. This allows more papers to be compared and allows consideration about orders of magnitude with respect to cost-effectiveness.

However, it is also pertinent to consider the five papers that have been excluded from this table; 3 diet-related interventions (Phillips et al 2000; Bendich et al. 1997; Kinlay et al, 1994), 1 on smoking cessation (Ong & Glantz, 2004) and 1 combination intervention (Dalziel et al, 2005). Of these, three involved at least some evidence on short term effectiveness from RCTs although two had very low scores for the Drummond questions. On the whole these five papers scored lower than average on both the Drummond, modelling and transferability scores. Nevertheless, given the paucity of data, it would be very useful to find a system to convert findings from these studies into LYG and QALYs. Unfortunately this went beyond the resources of this project.

#### **5.4 Evidence gaps**

Evidence or research gaps areas are listed below:

##### *Content of evidence*

- With the exception of evaluations that cover the whole population, no evidence is provided on the cost-effectiveness of behaviour change interventions for specified sub-groups e.g. age group 19-30yrs, low income groups, pregnant women, particular ethnic groups or specified disadvantaged groups.
- There is no economic evaluation of a solely child-focussed disease prevention programme targeted at reducing CHD.
- No cost-effectiveness analysis of interventions to reduce smoking or increase exercise to reduce CHD has included children.
- Very few economic evaluations of behaviour change interventions to reduce CHD have been conducted from a UK perspective
- There is a lack of research looking at patient preferences in this area. Little attention was paid to patient preferences for the type of interventions that

would be preferred or how they would be delivered. In turn preference is likely to affect compliance, which needs to be addressed (Murray et al, 2003) as it is key to the success of any behaviour intervention.

- Future research needs to include QALY weights for life years to facilitate comparison across a range of interventions

#### *Quality of evidence*

- There is a lack of reliable data from which to extrapolate the long term health outcomes of behaviour change interventions from short term effects of behaviour change interventions (Kristiansen et al., 1991). For example, Kinlay et al. (1994) cited a lack of adequate information upon the impact of cholesterol and cholesterol reduction upon the risk of CHD among women.
- Few economic evaluations of behaviour change interventions to reduce CHD are conducted alongside level 1 effectiveness evidence

## **5.5 Implications for modelling**

As was stated in the introduction, phase two will be guided by three reviews of the effectiveness of behaviour change interventions and two reviews (on the relationship between knowledge, attitudes, behaviour and outcomes and on optimal conditions for bringing about change) in addition to this review. The following findings will have to be subsequently considered in conjunction with those of the other reviews.

Given that 80% of the literature identified in this review related to single (65%) or mixed (15%) interventions with respect to diet, the findings of this review dictate that a dietary intervention must be considered for inclusion in phase two of this project. Section 5.1 highlighted a number of specific interventions that could be considered.

We would also suggest that a range of type of intervention were also considered, such as a population wide intervention and personally focussed intervention. As age, gender and other CHD risk factors affect cost effectiveness, sub-group analysis may be relevant – although only useful if of decisional value.

Despite the prominence of modelling studies amongst the literature identified in this review, data that could be used to replicate or create new models was sparse. Only one paper reported data relating to utility values and two on resource use and costs. These problems will be addressed in phase 2 when model specific parameter estimates will be sought.

## **6.0 Summary and Conclusions**

### **1. Prevention in childhood**

None of the papers reviewed provided evidence on child-focussed health promotion programmes. Children were stated as being included in population level statistics in only two papers (Murray et al 2003, Services DoH, 2003) but data were not evaluated by subgroup<sup>12</sup>.

---

<sup>12</sup> It is possible that children were also included in a number of other interventions aimed at populations, but age ranges were not always specified.

## 2. General prevention in adulthood

Three out of the four papers that focussed on combined packages of interventions aimed at multiple risk factors fell into the 'likely to be very cost-effective' category<sup>13</sup>. These included a mix of population and individual focussed interventions for adults over the age of 30. Whilst short term effects in two papers were based on RCTs, none of the studies were conducted in the UK and none investigated alternative packages of interventions. Two papers compared the combination programme with no programme at all and one against a screening based alternative.

## 3. Intervention in adulthood to change the behaviour of people with specific risk factors for CHD (eg. smoking, poor diet, lack of physical activity)

*Exercise:* Both papers on the cost-effectiveness of interventions designed to increase exercise fall into the category 'likely to be very cost-effective' when compared with no intervention and a largely sedentary population aged over 35. However, the quality of short term effectiveness data was not strong.

*Smoking:* Two out of three papers<sup>14</sup> on smoking fall into the category 'likely to be very cost-effective'.. One paper was the advice to individuals in Spain and the other was Heartbeat Wales. Unfortunately the quality of short term effectiveness data from Spain was not strong and the data from Wales very poor quality.

*Diet:* Of the 17 papers on diet, the cost-effectiveness of professional advisors in changing diet was consistently in the 'very cost-effective' category whereas there is no consistent pattern for any other types of diet interventions (population or screening based or diet alone) which fell in all categories between very likely and very unlikely to be cost-effective, including the 'standard' Step 1 diet which could be considered a more 'standardised' intervention.

---

<sup>13</sup> The remaining paper(s) did not provide QALYs or number of life years saved.

<sup>14</sup> The remaining paper(s) did not provide QALYs or number of life years saved.



Two non-advisory interventions also remained in the likely to be very cost-effective group; food labelling with trans fatty acid content (Services DoH, 2003) and a population-based health promotion programme on healthy food (Kristianson 1991). However, one of the reasons why the food labelling may rest only in one category is because neither sensitivity nor sub-group analysis was conducted, which is surprising given that only level 2 data was (and could be) available. Kristianson's (1991) model used a range of levels of data and undertook a basic sensitivity analysis.

When specified (n=12/17), most papers on diet focused on populations over the age of 35 with the exception of Murray et al (2003) who modelled the entire population. The quality of evidence varied by category of cost-effectiveness, with most RCT data for specifications of interventions in the >£50,000 category, followed by £0--20,000 and then £30-50,000. No RCT data supported interventions in the cost saving or £30-50,000 level of cost-effectiveness.

#### 4. Treatment (primary, secondary and tertiary care) in adulthood for people with CHD (e.g. statins, coronary heart by-pass, heart transplant).

The majority of treatments provided and evaluated are not behaviour change interventions or are provided in conjunction with behaviour change interventions. This project was also defined with NICE, to exclude secondary and tertiary care. This reviews found no evidence on the effectiveness of behaviour change interventions alone. Several papers were excluded because the effects of behaviour change interventions could not be isolated, particularly from pharmacological intervention.

#### 5. Other findings

- A blanket statement on cost-effectiveness of targeted or population strategies cannot be made as the evidence is mixed; in some cases targeted strategies are more effective and in other cases mass treatment is.

- There is evidence suggesting that the cost-effectiveness of behavioural change interventions varies by age, gender and risk level but in an inconsistent way across intervention type.
- There is considerable uncertainty for a number of interventions around the threshold value of £30,000/QALY, indicating that future modelling may provide useful decisional information for a UK setting.
- Data from studies citing ICERs of between 0-£50,000/QALY was heavily reliant on uncontrolled primary studies
- Few economic evaluations rely on primary data and few modelling studies provide sufficient description to ascertain the methods used.

## References

Avenell A, Broom J, Brown TJ, Poobalan A, Aucott L, Stearns SC, Smith WCS, Jung RT, Campbell MK, and Grant AM (2004) Systematic review of the long-term effects and economic consequences of treatments for obesity and implications for health improvement, HTA, Volume 8, number 21

Bank of England (2006). *Statistical Interactive Database interest & exchange rates data*. Available online:

<http://213.225.136.206/mfsd/iadb/index.asp?first=yes&SectionRequired=I&HideNums=-1&ExtraInfo=true&Travel=NlxSTx>

British Heart Foundation (2005) Coronary heart disease statistics. London: British Heart Foundation

Carande-Kulis V G, Maciosek M V, Briss P A, Teutsch S M, Zaza S, Truman B I, Messonnier M L, Pappaioanou M, Harris J R, Fielding J, Task Force on Community Preventive Services (2000). Methods for Systematic Reviews of Economic Evaluations for the Guide to Community Preventive Services. *Am J Prev Med*, 18(1S):75-91.

Cost Effectiveness Analysis Registry, Tufts New England Medical Centre  
<http://www.tufts-nemc.org/cearegistry/index.html>

*Department of Health (2000) National Service Framework for Coronary Heart Disease - Modern Standards & Service Models. (16602).*

Department of Health (1999) *Saving Lives: Our Healthier Nation*, London: Department of Health.

Drummond MF and Jefferson T O (1996) Guidelines for authors and peer reviewers of economic submissions to the BMJ. *BMJ*,313:275-283.

EconStat;<http://www.econstats.com/home.htm> and

<http://www.econstats.com/weo/V021.htm> for GDP deflators and  
<http://www.econstats.com/weo/V023.htm> for the PPP conversion rates.

Gerard K, Seymour J and Smoker I (2000) A tool to improve quality of reporting published economic analyses. *Int J Technol Assess Health Care.* 16(1):100-10

Gonzalez-Perez JG (2002) Developing a scoring system to quality assess economic evaluations. *Eur J Health Econ.* 3(2):131-6.

Hoffman C, Stoykova B, Nixon J, Glanville M, Misso K, Drummond ME (2002) Do health-care decision makers find economic evaluations useful? The findings of focus group research in UK health authorities. *Value Health.* 5(2):71-8

Leal J, Luengo-Fernandez R, Gray A, Peterson S and Rayner M.(Forthcoming) Economic burden of cardiovascular diseases in the enlarged European Union. *European Heart Journal*

Langham S, Thorogood M, Normand C, Muir J, Jones L & Fowler G (1996) Costs and cost effectiveness of health checks conducted by nurses in primary health care: the Oxcheck study. *BMJ*, **312**, 1265-1268.

Liu JLY, Maniadakis N, Gray A and Rayner M (2002) The economic burden of coronary heart disease in the UK. *Heart*, 88: 597-603.

NICE (2004) Guide to the methods of technology appraisal. London: National Institute for Health and Clinical Excellence.

NICE (2006) Methods for development of NICE public health guidance. London: National Institute for Health and Clinical Excellence.

Pang F (2006) Generalisability and Transferability in Economic Evaluation Studies in Healthcare, MPhil, University of York

Shaya FT (2003) Summary quality scores for pharmacoeconomic studies: balancing validity with need. *J Manag Care Pharm.* 9(1):87-8

Wanless D (2002) *Securing our future Health: taking a long-term view.* London: Department of Health.

Wanless D (2004) *Securing good health for the whole population: Final report.* London: Department of Health.

Wonderling D, Langham S, Buxton M, Normand C and McDermott C (1996) What can be concluded from the Oxcheck and British family heart studies: commentary on cost effectiveness analyses.[see comment][comment]. *Bmj*, **312**, 1274-8.

## Appendices

### Appendix 1: The implemented search strategy

#### Medline search

Table 1.1. MeSh

Search number	Terms
24	heart diseases/ or arrhythmia/ or carcinoid heart disease/ or cardiac output, high/ or cardiac output, low/ or cardiac tamponade/ or cardiomegaly/ or cardiomyopathies/ or endocarditis/ or heart aneurysm/ or heart arrest/ or heart defects, congenital/ or heart failure, congestive/ or heart neoplasms/ or heart rupture/ or heart valve diseases/ or myocardial ischemia/ or coronary disease/ or angina pectoris/ or coronary aneurysm/ or coronary arteriosclerosis/ or coronary stenosis/ or coronary thrombosis/ or coronary vasospasm/ or myocardial infarction/
25	limit 24 to (humans and yr="1990 - 2006")
26	Diet, Fat-Restricted/ or Diet, Reducing/ or Diet, Carbohydrate-Restricted/ or Diet, Macrobiotic/ or Diet, Protein-Restricted/ or Diet, Sodium-Restricted/ or Diet, Vegetarian/ or Diet Therapy/ or Diet/ or Diet Surveys/ or Diet Records/ or Diet Fads/ or Nutrition/
27	limit 26 to (humans and yr="1990 - 2006")
28	body weight/ or weight gain/ or weight loss/
29	limit 28 to (humans and yr="1990 - 2006")
30	Body Mass Index/ or Body Weight/ or Obesity/ or Hospitals, Community/
31	limit 30 to (humans and yr="1990 - 2006")
32	Physical Fitness/ or Health Promotion/ or Program Evaluation/ or Exercise/ or Health Behavior/
33	limit 32 to (humans and yr="1990 - 2006")
34	"costs and cost analysis"/ or "cost allocation"/ or cost-benefit analysis/ or "cost control"/ or "cost of illness"/ or "cost sharing"/ or health care costs/ or health expenditures/ or ECONOMICS/ or Cost savings/ or Direct Service Costs/ or Employer healthcare costs/ or Health Resources/ or Health priorities/ or capital expenditures/ or "quality-adjusted life years"/ or Models, Economic/ or Models, Econometric/ or Economics, Hospital/ or Economics, medical/ or Economics, Nursing/ or Value of life/
35	limit 34 to (humans and yr="1990 - 2006")
36	Sports/ or Swimming/ or Walking/ or Running/ or Bicycling/ or Jogging/
37	limit 36 to (humans and yr="1990 - 2006")
38	"Tobacco Use Disorder"/ or Tobacco/ or "Tobacco Use Cessation"/ or Tobacco Smoke Pollution/ or Smoking/ or Smoking Cessation/ or Smoking/ or Smoking Cessation/
39	limit 38 to (humans and yr="1990 - 2006")
40	Health Promotion/ or Adolescent Behavior/ or Attitude to Health/ or Health Education/ or Teaching/ or Curriculum/ or Adolescent/ or Program Evaluation/
41	limit 40 to (humans and yr="1990 - 2006")
42	Behavior Therapy/ or healthy people programs/ or Public Health/
43	limit 42 to (humans and yr="1990 - 2006")

*Fox-Rushby et al. (2006) The cost-effectiveness of behaviour change interventions designed to reduce CHD.*

44	Health Priorities/ or Preventive Health Services/ or Women's Health Services/
45	limit 44 to (humans and yr="1990 - 2006")
46	Health Education/ or Health Promotion/ or Adult/ or Primary Health Care/ or Primary Prevention/
47	limit 46 to (humans and yr="1990 - 2006")
48	drinking behavior/ or alcohol drinking/ or Alcohol deterrents/ or alcohol-induced disorders/ or Alcoholic intoxication/ or alcohol-related disorders/ or Alcoholism/ or alcoholic beverages/
49	limit 48 to (humans and yr="1990 - 2006")
50	25 and 35
51	27 and 50
52	29 and 50
53	31 and 50
54	33 and 50
55	37 and 50
56	39 and 50
57	41 and 50
58	43 and 50
59	45 and 50
60	47 and 50
61	49 and 50

Table 1.2: Free text

Search number	Terms
1	("coronary heart disease" or CHD or angina or "chest pain" or artherosclerosis or "Ischemic heart disease" or "ischemic heart disease" or "Ischaemic heart disease" or "heart attack" or "myocardial infarction" or "coronary artery obstruction").ab,kf,nm,ot,hw,ti,kw.
2	limit 1 to (humans and yr="1990 - 2006")
3	(smoking or cigarette or cigar\$ or tobacco or nicotine or "smoking cessation" or "smoking prevention" or "nicotine addiction").ab,kf,nm,ot,hw,ti,kw.
4	limit 3 to (humans and yr="1990 - 2006")
5	("behaviour\$ change" or "behaviour\$ modification" or "health behaviour" or "behavior\$ change" or "behavior\$ modification" or "health behavior").ab,kf,nm,ot,hw,ti,kw.
6	limit 5 to (humans and yr="1990 - 2006")
7	("health promotion" or "public health" or "health protection" or "preventive health" or "primary health prevention" or "health education").ab,kf,nm,ot,hw,ti,kw.
8	limit 7 to (humans and yr="1990 - 2006")
9	("alcohol drinking" or alcoholism or "alcohol abuse" or "alcohol misuse" or "alcohol consumption" or intoxication or drinking or "binge drinking" or "alcohol and abstinence" or "alcohol and temperance" or "alcohol dependence" or "alcohol abuse" or "alcohol misuse" or "alcohol addition" or "excessive drinking" or "heavy drinking").ab,kf,nm,ot,hw,ti,kw.
10	limit 9 to (humans and yr="1990 - 2006")
11	("cost effectiveness" or "cost-effectiveness" or "cost effective" or "cost-effective" or "cost utility" or "cost-utility" or "cost benefit" or "cost-benefit" or "cost minimization" or "cost-

*Fox-Rushby et al. (2006) The cost-effectiveness of behaviour change interventions designed to reduce CHD.*

	minimization" or "willingness to pay" or wtp or "willingness-to-pay" or "willingness to accept" or "willingness-to-accept" or "net benefit" or "net-benefit" or "contingent valuation" or QALY\$ or "life adj year\$" or cost\$).ab,kf,nm,ot,hw,ti,kw.
12	limit 11 to (humans and yr="1990 - 2006")
13	(Diet\$ or Slim\$ or Slim or obes\$ or overweight or nutrition\$ or nutrition or "weight loss" or "weight gain" or "weight reduction" or "weight control" or "weight maintenance" or "weight-loss" or "weight-gain" or "weight-reduction" or "weight-control" or "weight-maintenance").ab,kf,nm,ot,hw,ti,kw.
14	limit 13 to (humans and yr="1990 - 2006")
15	2 and 12
16	("keep\$ fit" or "keep-fit" or fitness or swimming or walking or walk\$ or dancing or running or jogging or yoga or pilates or gym\$ or sport\$ or aerobics or cycling or cardiovascular or "physical fitness" or "physical-fitness" or exercis\$ or "activit\$ promotion" or "activity promotion").ab,kf,nm,ot,hw,ti,kw.
17	limit 16 to (humans and yr="1990 - 2006")
18	4 and 15
19	6 and 15
20	8 and 15
21	10 and 15
22	14 and 15
23	15 and 17



## Embase

Table 1.3. MeSh

Search number	Terms
17.	((pub-date > 1989 and myocardial ischemia/ or coronary disease/ or angina pectoris/ or coronary stenosis/ or coronary thrombosis/ or myocardial infarction/ or Coronary Arteriosclerosis/ or Heart Failure, Congestive/) AND ((pub-date > 1989 and Health Resources/ or capital expenditures/ or "quality-adjusted life years"/ or Models, Economic/ or Models, Econometric/ or Economics, medical/ or Economics, Nursing/) OR (pub-date > 1989 and "costs and cost analysis"/ or "cost allocation"/ or cost-benefit analysis/ or "cost control"/ or "cost of illness"/ or health care costs/ or health expenditures/ or Cost savings/ or Direct Service Costs/ or Employer healthcare costs/))) AND (pub-date > 1989 and Health Education/ or Primary Health Care/ or Primary Prevention/) [Abstract Databases(EMBASE)]
16.	((pub-date > 1989 and myocardial ischemia/ or coronary disease/ or angina pectoris/ or coronary stenosis/ or coronary thrombosis/ or myocardial infarction/ or Coronary Arteriosclerosis/ or Heart Failure, Congestive/) AND ((pub-date > 1989 and Health Resources/ or capital expenditures/ or "quality-adjusted life years"/ or Models, Economic/ or Models, Econometric/ or Economics, medical/ or Economics, Nursing/) OR (pub-date > 1989 and "costs and cost analysis"/ or "cost allocation"/ or cost-benefit analysis/ or "cost control"/ or "cost of illness"/ or health care costs/ or health expenditures/ or Cost savings/ or Direct Service Costs/ or Employer healthcare costs/))) AND (pub-date > 1989 and Health Promotion/ or Adolescent Behavior/ or Attitude to Health/ or Health Education/ or Program Evaluation/) [Abstract Databases(EMBASE)]
15.	((pub-date > 1989 and myocardial ischemia/ or coronary disease/ or angina pectoris/ or coronary stenosis/ or coronary thrombosis/ or myocardial infarction/ or Coronary Arteriosclerosis/ or Heart Failure, Congestive/) AND ((pub-date > 1989 and Health Resources/ or capital expenditures/ or "quality-adjusted life years"/ or Models, Economic/ or Models, Econometric/ or Economics, medical/ or Economics, Nursing/) OR (pub-date > 1989 and "costs and cost analysis"/ or "cost allocation"/ or cost-benefit analysis/ or "cost control"/ or "cost of illness"/ or health care costs/ or health expenditures/ or Cost savings/ or Direct Service Costs/ or Employer healthcare costs/))) AND (pub-date > 1989 and drinking behavior/ or alcohol drinking/ or Alcohol deterrents/ or alcohol-induced disorders/ or Alcoholic intoxication/ or alcohol-related disorders/ or Alcoholism/ or alcoholic beverages/) [Abstract Databases(EMBASE)]
14.	((pub-date > 1989 and myocardial ischemia/ or coronary disease/ or angina pectoris/ or coronary stenosis/ or coronary thrombosis/ or myocardial infarction/ or Coronary Arteriosclerosis/ or Heart Failure, Congestive/) AND ((pub-date > 1989 and Health Resources/ or capital expenditures/ or "quality-adjusted life years"/ or Models, Economic/ or Models, Econometric/ or Economics, medical/ or Economics, Nursing/) OR (pub-date > 1989 and "costs and cost analysis"/ or "cost allocation"/ or cost-benefit analysis/ or "cost control"/ or "cost of illness"/ or health care costs/ or health expenditures/ or Cost savings/ or Direct Service Costs/ or Employer healthcare costs/))) AND (pub-date > 1989 and Health Priorities/ or Preventive Health Services/ or Women's Health Services/) [Abstract Databases(EMBASE)]
13.	((pub-date > 1989 and myocardial ischemia/ or coronary disease/ or angina pectoris/ or coronary stenosis/ or coronary thrombosis/ or myocardial infarction/ or Coronary Arteriosclerosis/ or Heart Failure, Congestive/) AND ((pub-date > 1989 and Health Resources/ or capital expenditures/ or "quality-adjusted life years"/ or Models, Economic/ or Models, Econometric/ or Economics, medical/ or Economics, Nursing/) OR (pub-date > 1989 and "costs and cost analysis"/ or "cost allocation"/ or cost-benefit analysis/ or "cost control"/ or "cost of illness"/ or health care costs/ or health expenditures/ or Cost savings/ or Direct Service Costs/ or Employer healthcare costs/))) AND (pub-date > 1989 and Behavior Therapy/ or healthy people programs/ or Public Health/) [Abstract Databases(EMBASE)]

12.	((pub-date > 1989 and myocardial ischemia/ or coronary disease/ or angina pectoris/ or coronary stenosis/ or coronary thrombosis/ or myocardial infarction/ or Coronary Arteriosclerosis/ or Heart Failure, Congestive/) AND ((pub-date > 1989 and Health Resources/ or capital expenditures/ or "quality-adjusted life years"/ or Models, Economic/ or Models, Econometric/ or Economics, medical/ or Economics, Nursing/) OR (pub-date > 1989 and "costs and cost analysis"/ or "cost allocation"/ or cost-benefit analysis/ or "cost control"/ or "cost of illness"/ or health care costs/ or health expenditures/ or Cost savings/ or Direct Service Costs/ or Employer healthcare costs/))) AND (pub-date > 1989 and "Tobacco Use Disorder"/ or Tobacco/ or "Tobacco Use Cessation"/ or Tobacco Smoke Pollution/ or Smoking/ or Smoking Cessation/ or Smoking/ or Smoking Cessation/) [Abstract Databases(EMBASE)]
11.	((pub-date > 1989 and myocardial ischemia/ or coronary disease/ or angina pectoris/ or coronary stenosis/ or coronary thrombosis/ or myocardial infarction/ or Coronary Arteriosclerosis/ or Heart Failure, Congestive/) AND ((pub-date > 1989 and Health Resources/ or capital expenditures/ or "quality-adjusted life years"/ or Models, Economic/ or Models, Econometric/ or Economics, medical/ or Economics, Nursing/) OR (pub-date > 1989 and "costs and cost analysis"/ or "cost allocation"/ or cost-benefit analysis/ or "cost control"/ or "cost of illness"/ or health care costs/ or health expenditures/ or Cost savings/ or Direct Service Costs/ or Employer healthcare costs/))) AND (pub-date > 1989 and Sports/ or Swimming/ or Walking/ or Running/ or Bicycling/ or Jogging/) [Abstract Databases(EMBASE)]
10.	((pub-date > 1989 and myocardial ischemia/ or coronary disease/ or angina pectoris/ or coronary stenosis/ or coronary thrombosis/ or myocardial infarction/ or Coronary Arteriosclerosis/ or Heart Failure, Congestive/) AND ((pub-date > 1989 and Health Resources/ or capital expenditures/ or "quality-adjusted life years"/ or Models, Economic/ or Models, Econometric/ or Economics, medical/ or Economics, Nursing/) OR (pub-date > 1989 and "costs and cost analysis"/ or "cost allocation"/ or cost-benefit analysis/ or "cost control"/ or "cost of illness"/ or health care costs/ or health expenditures/ or Cost savings/ or Direct Service Costs/ or Employer healthcare costs/))) AND (pub-date > 1989 and Physical Fitness/ or Health Promotion/ or Program Evaluation/ or Exercise/ or Health Behavior/) [Abstract Databases(EMBASE)]
9.	((pub-date > 1989 and myocardial ischemia/ or coronary disease/ or angina pectoris/ or coronary stenosis/ or coronary thrombosis/ or myocardial infarction/ or Coronary Arteriosclerosis/ or Heart Failure, Congestive/) AND ((pub-date > 1989 and Health Resources/ or capital expenditures/ or "quality-adjusted life years"/ or Models, Economic/ or Models, Econometric/ or Economics, medical/ or Economics, Nursing/) OR (pub-date > 1989 and "costs and cost analysis"/ or "cost allocation"/ or cost-benefit analysis/ or "cost control"/ or "cost of illness"/ or health care costs/ or health expenditures/ or Cost savings/ or Direct Service Costs/ or Employer healthcare costs/))) AND (pub-date > 1989 and Body Mass Index/ or Body Weight/ or Obesity/ or Hospitals, Community/) [Abstract Databases(EMBASE)]
8.	((pub-date > 1989 and myocardial ischemia/ or coronary disease/ or angina pectoris/ or coronary stenosis/ or coronary thrombosis/ or myocardial infarction/ or Coronary Arteriosclerosis/ or Heart Failure, Congestive/) AND ((pub-date > 1989 and Health Resources/ or capital expenditures/ or "quality-adjusted life years"/ or Models, Economic/ or Models, Econometric/ or Economics, medical/ or Economics, Nursing/) OR (pub-date > 1989 and "costs and cost analysis"/ or "cost allocation"/ or cost-benefit analysis/ or "cost control"/ or "cost of illness"/ or health care costs/ or health expenditures/ or Cost savings/ or Direct Service Costs/ or Employer healthcare costs/))) AND (pub-date > 1989 and body weight/ or weight gain/ or weight loss/) [Abstract Databases(EMBASE)]
7.	((pub-date > 1989 and myocardial ischemia/ or coronary disease/ or angina pectoris/ or coronary stenosis/ or coronary thrombosis/ or myocardial infarction/ or Coronary Arteriosclerosis/ or Heart Failure, Congestive/) AND ((pub-date > 1989 and Health Resources/ or capital expenditures/ or "quality-adjusted life years"/ or Models, Economic/ or Models, Econometric/ or Economics, medical/ or Economics, Nursing/) OR (pub-date > 1989 and "costs and cost analysis"/ or "cost allocation"/ or cost-benefit analysis/ or "cost control"/ or "cost of illness"/ or health care costs/ or health expenditures/ or Cost savings/ or

	Direct Service Costs/ or Employer healthcare costs/)) AND (pub-date > 1989 and Diet, Fat-Restricted/ or Diet, Reducing/ or Diet, Carbohydrate-Restricted/ or Diet, Macrobiotic/ or Diet, Protein-Restricted/ or Diet, Sodium-Restricted/ or Diet, Vegetarian/ or Diet Therapy/ or Diet/ or Diet Surveys/ or Diet Records/ or Diet Fads/ or Nutrition/) [Abstract Databases(EMBASE)]
--	--

Table 1.4. Free Text

Search number	Terms
15.	(pub-date > 1989 and Hypertension) AND ((pub-date > 1989 and "cost effectiveness" or "cost-effectiveness" or "cost effective" or "cost-effective" or "cost utility" or "cost-utility" or "cost benefit" or "cost-benefit" or "cost minimization" or "cost-minimization" or QALY!) AND (pub-date > 1989 and "coronary heart disease" or CHD or angina or "chest pain" or "coronary atherosclerosis" or "Ischemic heart disease" or "ischemic heart disease" or "Ischaemic heart disease" or "heart attack" or "myocardial infarction" or "Coronary Vascular Disease" or "Coronary Vessel Disease" or "Coronary Atheroma" or "Myocardial ischemia" or "Angina pectoris" or "Coronary stenosis" or "Coronary thrombosis" or "congestive heart failure" or "coronary arteriosclerosis")) [Abstract Databases(EMBASE)]
14.	(pub-date > 1989 and Diet! or Slim! or Slim or obes! or overweight or nutrition! or nutrition or "weight loss" or "weight gain" or "weight reduction" or "weight control" or "weight maintenance" or "weight-loss" or "weight-gain" or "weight-reduction" or "weight-control" or "weight-maintenance") AND ((pub-date > 1989 and "cost effectiveness" or "cost-effectiveness" or "cost effective" or "cost-effective" or "cost utility" or "cost-utility" or "cost benefit" or "cost-benefit" or "cost minimization" or "cost-minimization" or QALY!) AND (pub-date > 1989 and "coronary heart disease" or CHD or angina or "chest pain" or "coronary atherosclerosis" or "Ischemic heart disease" or "ischemic heart disease" or "Ischaemic heart disease" or "heart attack" or "myocardial infarction" or "Coronary Vascular Disease" or "Coronary Vessel Disease" or "Coronary Atheroma" or "Myocardial ischemia" or "Angina pectoris" or "Coronary stenosis" or "Coronary thrombosis" or "congestive heart failure" or "coronary arteriosclerosis")) [Abstract Databases(EMBASE)]
13.	(pub-date > 1989 and "alcohol drinking" or alcoholism or "alcohol abuse" or "alcohol misuse" or "alcohol consumption" or intoxication or drinking or "binge drinking" or "alcohol and abstinence" or "alcohol and temperance" or "alcohol dependence" or "alcohol abuse" or "alcohol misuse" or "alcohol addition" or "excessive drinking" or "heavy drinking") AND ((pub-date > 1989 and "cost effectiveness" or "cost-effectiveness" or "cost effective" or "cost-effective" or "cost utility" or "cost-utility" or "cost benefit" or "cost-benefit" or "cost minimization" or "cost-minimization" or QALY!) AND (pub-date > 1989 and "coronary heart disease" or CHD or angina or "chest pain" or "coronary atherosclerosis" or "Ischemic heart disease" or "ischemic heart disease" or "Ischaemic heart disease" or "heart attack" or "myocardial infarction" or "Coronary Vascular Disease" or "Coronary Vessel Disease" or "Coronary Atheroma" or "Myocardial ischemia" or "Angina pectoris" or "Coronary stenosis" or "Coronary thrombosis" or "congestive heart failure" or "coronary arteriosclerosis")) [Abstract Databases(EMBASE)]
12.	(pub-date > 1989 and "health promotion" or "public health" or "health protection" or "preventive health" or "primary health prevention" or "health education") AND ((pub-date > 1989 and "cost effectiveness" or "cost-effectiveness" or "cost effective" or "cost-effective" or "cost utility" or "cost-utility" or "cost benefit" or "cost-benefit" or "cost minimization" or "cost-minimization" or QALY!) AND (pub-date > 1989 and "coronary heart disease" or CHD or angina or "chest pain" or "coronary atherosclerosis" or "Ischemic heart disease" or "ischemic heart disease" or "Ischaemic heart disease" or "heart attack" or "myocardial infarction" or "Coronary Vascular Disease" or "Coronary Vessel Disease" or "Coronary Atheroma" or

	"Myocardial ischemia" or "Angina pectoris" or "Coronary stenosis" or "Coronary thrombosis" or "congestive heart failure" or "coronary arteriosclerosis")) [Abstract Databases(EMBASE)]
11.	(pub-date > 1989 and "behaviour! change" or "behaviour! modification" or "health behaviour" or "behavior! change" or "behavior! modification" or "health behavior") AND ((pub-date > 1989 and "cost effectiveness" or "cost-effectiveness" or "cost effective" or "cost-effective" or "cost utility" or "cost-utility" or "cost benefit" or "cost-benefit" or "cost minimization" or "cost-minimization" or QALY!) AND (pub-date > 1989 and "coronary heart disease" or CHD or angina or "chest pain" or "coronary atherosclerosis" or "Ischemic heart disease" or "ischemic heart disease" or "Ischaemic heart disease" or "heart attack" or "myocardial infarction" or "Coronary Vascular Disease" or "Coronary Vessel Disease" or "Coronary Atheroma" or "Myocardial ischemia" or "Angina pectoris" or "Coronary stenosis" or "Coronary thrombosis" or "congestive heart failure" or "coronary arteriosclerosis")) [Abstract Databases(EMBASE)]
10.	((pub-date > 1989 and "cost effectiveness" or "cost-effectiveness" or "cost effective" or "cost-effective" or "cost utility" or "cost-utility" or "cost benefit" or "cost-benefit" or "cost minimization" or "cost-minimization" or QALY!) AND (pub-date > 1989 and "coronary heart disease" or CHD or angina or "chest pain" or "coronary atherosclerosis" or "Ischemic heart disease" or "ischemic heart disease" or "Ischaemic heart disease" or "heart attack" or "myocardial infarction" or "Coronary Vascular Disease" or "Coronary Vessel Disease" or "Coronary Atheroma" or "Myocardial ischemia" or "Angina pectoris" or "Coronary stenosis" or "Coronary thrombosis" or "congestive heart failure" or "coronary arteriosclerosis")) AND (pub-date > 1989 and smoking or cigarette or cigar! or tobacco or nicotine or "smoking cessation" or "smoking prevention" or "nicotine addiction") [Abstract Databases(EMBASE)]
9.	((pub-date > 1989 and "cost effectiveness" or "cost-effectiveness" or "cost effective" or "cost-effective" or "cost utility" or "cost-utility" or "cost benefit" or "cost-benefit" or "cost minimization" or "cost-minimization" or QALY!) AND (pub-date > 1989 and "coronary heart disease" or CHD or angina or "chest pain" or "coronary atherosclerosis" or "Ischemic heart disease" or "ischemic heart disease" or "Ischaemic heart disease" or "heart attack" or "myocardial infarction" or "Coronary Vascular Disease" or "Coronary Vessel Disease" or "Coronary Atheroma" or "Myocardial ischemia" or "Angina pectoris" or "Coronary stenosis" or "Coronary thrombosis" or "congestive heart failure" or "coronary arteriosclerosis")) AND (pub-date > 1989 and "keep! Fit" or "keep-fit" or fitness or swimming or walking or walk! or dancing or running or jogging or yoga or pilates or gym! or sport! or aerobics or cycling or "physical fitness" or "physical-fitness" or exercis! or "activit! Promotion" or "activity promotion" and not exercise w/3 echocardiogra! and not echocardiogra! w/3 stress and not Stress w/3 test and not Stress w/3 ecocardio! and not Energy w/3 cost and not Energy w/3 expenditure and not Pharmaco! w/3 stres! and not Exercise w/3 treadmill and not Exercise w/3 test) [Abstract Databases(EMBASE)]

*Fox-Rushby et al. (2006) The cost-effectiveness of behaviour change interventions designed to reduce CHD.*

## **NHS EED**

**Table 1.5. MeSh**

<b>Search number</b>	<b>Terms</b>
	myocardial-ischemia or coronary-disease or angina-pectoris or coronary-stenosis or coronary-thrombosis or myocardial-infarction or Coronary-Arteriosclerosis or Heart-Failure-Congestive
	BY
1	Health-Education or Primary-Health-Care or Primary-Prevention
2	Health-Promotion or Adolescent-Behavior or Attitude-to-Health or Health-Education or Program-Evaluation
3	Drinking-behavior or alcohol-drinking or Alcohol-deterrents or alcohol-induced-disorders or Alcoholic-intoxication or alcohol-related-disorders or Alcoholism or alcoholic-beverages
4	Health-Priorities or Preventive-Health-Services or Women's-Health-Services
5	Behavior-Therapy or healthy-people-programs or Public-Health
6	"Tobacco-Use-Disorder" or Tobacco or "Tobacco-Use-Cessation" or Tobacco-Smoke-Pollution or Smoking or Smoking-Cessation or Smoking or Smoking-Cessation
7	Sports or Swimming or Walking or Running or Bicycling or Jogging
8	Physical-Fitness or Health-Promotion or Program-Evaluation or Exercise or Health-Behavior
9	Body-Mass-Index or Body-Weight or Obesity or Hospitals-Community
10	Body-weight or weight-gain or weight loss
11	Diet-Fat-Restricted or Diet-Reducing or Diet-Carbohydrate-Restricted or Diet-Macrobiotic or Diet-Protein-Restricted or Diet-Sodium-Restricted or Diet-Vegetarian or Diet-Therapy or Diet or Diet-Surveys or Diet-Records or Diet-Fads or Nutrition

**Table 1.6. Free text**

<b>Search number</b>	<b>Terms</b>
	Coronary heart disease or CHD
	BY
1	Diet or Slim or obes or overweight or nutrition or weight
2	alcohol or drinking intoxication or binge drinking
3	health and promotion or public or protection or preventive or primary(s)prevention or education
4	behaviour and change or modification or health(s)behaviour
5	smoking or cigar or tobacco or nicotine and cessation or prevention or addiction
6	keep and Fit or gym or sport or exercis or active not exercise(s)echocardiogra or echocardiogram(s)stress or Stress(s)test or Stress(s)ecocardio or Energy(s)cost or Energy(s)expenditure or Pharmaco(s)stres or Exercise(s)treadmill or Exercise(s)test

**OHE HEED**

Table 1.7. Free Text of Abstracts and titles.

Search number	Terms
	'coronary heart disease' or CHD or angina or 'chest pain' or 'coronary atherosclerosis' or 'Ischemic heart disease' or 'ischemic heart disease' or 'Ischaemic heart disease' or 'heart attack' or 'myocardial infarction' or 'Coronary Vascular Disease' or 'Coronary Vessel Disease' or 'Coronary Atheroma' or 'Myocardial ischemia' or 'Angina pectoris' or 'Coronary stenosis' or 'Coronary thrombosis' or 'congestive heart failure' or 'coronary arteriosclerosis'
	BY
1	Diet* or Slim* or Slim or obes* or overweight or nutrition* or nutrition or 'weight loss' or 'weight gain' or 'weight reduction' or 'weight control' or 'weight maintenance' or 'weight-loss' or 'weight-gain' or 'weight-reduction' or 'weight-control' or 'weight-maintenance'
2	'alcohol drinking' or alcoholism or 'alcohol abuse' or 'alcohol misuse' or 'alcohol consumption' or intoxication or drinking or 'binge drinking' or 'alcohol and abstinence' or 'alcohol and temperance' or 'alcohol dependence' or 'alcohol abuse' or 'alcohol misuse' or 'alcohol addition' or 'excessive drinking' or 'heavy drinking'
3	'health promotion' or 'public health' or 'health protection' or 'preventive health' or 'primary health prevention' or 'health education'
4	'behaviour change' or 'behaviour modification' or 'health behaviour' or 'behavior change' or 'behavior modification' or 'health behavior'
5	smoking or cigarette or cigar* or tobacco or nicotine or 'smoking cessation' or 'smoking prevention' or 'nicotine addiction'
6	'keep Fit' or 'keep-fit' or fitness or swimming or walking or walk* or dancing or running or jogging or yoga or pilates or gym* or sport* or aerobics or cycling or 'physical fitness' or 'physical-fitness' or exercis* or 'activity promotion'

(EED uses Act not MesH.)

**Appendix 2: List of excluded references (n=276)**

- Adams, M. R. (2002). Prevention of myocardial infarction. Internal Medicine Journal, 32, 595-600.
- Ades, P. A. (2001). Cardiac rehabilitation and secondary prevention of coronary heart disease.[see comment]. New England Journal of Medicine, 345, 892-902.
- Ades, P. A., Huang, D., & Weaver, S. O. (1992). Cardiac rehabilitation participation predicts lower rehospitalization costs. American Heart Journal, 123, 916-921.
- Ades, P. A., Pashkow, F. J., & Nestor, J. R. (1997). Cost-effectiveness of cardiac rehabilitation after myocardial infarction. Journal of Cardiopulmonary Rehabilitation, 17, 222-231.
- Akehurst, R., & Piercy, J. (1994). Cost-effectiveness of the use of Nicorette nasal spray to assist quitting smoking amongst heavy smokers. British Journal of Medical Economics, 7, 155-184.
- Akehurst, R. L., & Piercy, J. (1994). Cost-effectiveness of the use of transdermal Nicorette patches relative to GP counselling and nicotine gum in the prevention of smoking-related diseases. British Journal of Medical Economics, 7, 115-122.
- Amarasingham, R. (1991). The economics of serum cholesterol reduction. New Zealand Medical Journal, 104, 477-479.
- Anderson, C., Deepak, B. V., Amoateng-Adjepong, Y., & Zarich, S. (2005). Benefits of comprehensive inpatient education and discharge planning combined with outpatient support in elderly patients with congestive heart failure. Congestive Heart Failure, 11, 315-321.
- Anonymous. (1994). National Cholesterol Education Program. Second Report of the Expert Panel on Detection, Evaluation, and Treatment of High Blood Cholesterol in Adults (Adult Treatment Panel II). Circulation, 89, 1333-1445.
- Anonymous. (1998). Primary prevention. American Journal of Managed Care, 4.
- Anonymous. (1998). Reports from the Canadian Coordinating Office for Health Technology Assessment (CCOHTA). HMG-CoA reductase inhibitors: a review of published clinical trials and pharmacoeconomic evaluations. International Journal of Technology Assessment in Health Care, 14, 396-398.
- Aronne, L. J. (2001). Epidemiology, morbidity, and treatment of overweight and obesity. Journal of Clinical Psychiatry, 23, 13-22.
- Assmann, G., & Schulte, H. (1990). Modelling the Helsinki Heart Study by means of risk equations obtained from the PROCAM Study and the Framingham Heart Study. Drugs, 1, 13-18.
- Aucott, J. N., Taylor, A. L., Wright, J. T., Jr., Ganz, M. B., Landefeld, C. S., Pelecanos, E. I., Carrol, A. M., Dombrowski, R. C., van Why, K. J., Lederman, R., & et al. (1994). Developing guidelines for local use: algorithms for cost-efficient outpatient management of cardiovascular disorders in a VA Medical Center. Joint Commission Journal on Quality Improvement, 20, 17-32.
- Avenell, A., Broom, J., Brown, T. J., Poobalan, A., Aucott, L., Stearns, S. C.,

*Fox-Rushby et al. (2006) The cost-effectiveness of behaviour change interventions designed to reduce CHD.*

- S. Smith, W. C., Jung, R. T., Campbell, M. K., & Grant, A. M. (2004). Systematic review of the long-term effects and economic consequences of treatments for obesity and implications for health improvement. Health Technology Assessment, *8*, No. 21.
- Badano, L. P., Gregori, D., Slavich, G., Gremese, E., Ghidina, M., & Fioretti, P. M. (1999). ASSENCE (assessment of cost-effectiveness of several strategies of early diagnosis in patients with acute chest pain and non-conclusive electrocardiogram). Giornale Italiano di Cardiologia, *29*, 1291-1301.
- Ballegaard, S., Johannessen, A., Karpatschof, B., & Nyboe, J. (1999). Addition of acupuncture and self-care education in the treatment of patients with severe angina pectoris may be cost beneficial: an open, prospective study. Journal of Alternative & Complementary Medicine, *5*, 405-413.
- Ballegaard, S., Norrelund, S., & Smith, D. F. (1996). Cost-benefit of combined use of acupuncture, Shiatsu and lifestyle adjustment for treatment of patients with severe angina pectoris. Acupuncture & Electro Therapeutics Research, *21*, 187-197.
- Baxter, A. P., Milner, P. C., Hawkins, S., Leaf, M., Simpson, C., Wilson, K. V., Owen, T., Higginbottom, G., Nicholl, J., & Cooper, N. (1997). The impact of heart health promotion on coronary heart disease lifestyle risk factors in schoolchildren: lessons learnt from a community-based project. Public Health, *111*, 231-237.
- Baxter, T., Milner, P., Wilson, K., Leaf, M., Nicholl, J., Freeman, J., & Cooper, N. (1997). A cost effective, community based heart health promotion project in England: prospective comparative study.[see comment]. Bmj, *315*, 582-585.
- Best, J., & O'Neal, D. (2000). Treating elevated lipids. Does it make a difference? Australian Family Physician, *29*, 223-226.
- Beswick, A. D., Rees, K., Griebisch, I., Taylor, F. C., Burke, M., West, R. R., Victory, J., Brown, J., Taylor, R. S., & Ebrahim, S. (2004). Provision, uptake and cost of cardiac rehabilitation programmes: improving services to under-represented groups. Health Technology Assessment, *8*, No. 41.
- Bittner, V. (1994). Primary and secondary prevention of ischemic heart disease. Current Opinion in Cardiology, *9*, 417-427.
- Blenkinsopp A, A. C. A. M. (2003). Systematic review of the effectiveness of community pharmacy-based interventions to reduce risk behaviours and risk factors for coronary heart disease. Journal of Public Health Medicine, *25(2)*, 144-153.
- Blomkalns, A. L., & Gibler, W. B. (2004). Development of the chest pain center: Rationale, implementation, efficacy, and cost-effectiveness. Progress in Cardiovascular Diseases, *46*, 393-403.
- Blumenthal, R. S., Cohn, G., & Schulman, S. P. (2000). Medical therapy versus coronary angioplasty in stable coronary artery disease: a critical review of the literature.[erratum appears in J Am Coll Cardiol 2001 Jan;37(1):339]. Journal of the American College of Cardiology, *36*, 668-673.
- Bonneux, L., & Barendregt, J. J. (1999). Even with the consensus on lowering the serum cholesterol level primary prevention is still expensive.



*Fox-Rushby et al. (2006) The cost-effectiveness of behaviour change interventions designed to reduce CHD.*

- Nederlands Tijdschrift voor Geneeskunde, 143, 772-775.
- Bonneux, L., Barendregt, J. J., Nusselder, W. J., & der Maas, P. J. (1998). Preventing fatal diseases increases healthcare costs: cause elimination life table approach.[see comment][erratum appears in BMJ 1999 Feb 20;318(7182):498]. Bmj, 316, 26-29.
- Bostom, A. G. (2002). Cost-effectiveness of homocysteine-lowering therapy to prevent coronary heart disease.[comment]. Jama, 287, 191-192.
- Brannon S D, Tershakovec A M, & Shannon B M. (1997). The cost-effectiveness of alternative methods of nutrition education for hypercholesterolemic children. Am J Public Health, 87, 1967-1970.
- Briffa, T. G., Eckermann, S. D., Griffiths, A. D., Harris, P. J., Heath, M. R., Freedman, S. B., Donaldson, L. T., Briffa, N. K., & Keech, A. C. (2005). Cost-effectiveness of rehabilitation after an acute coronary event: a randomised controlled trial. Medical Journal of Australia, 183, 450-455.
- Bronnum-Hansen, H. (1999). How good is the Prevent model for estimating the health benefits of prevention. J. Epidemiol. Community Health, 53, 300-305.
- Brown A, T. R. N. H. S. J. S. B. (2003). Exercise-based cardiac rehabilitation programs for coronary artery disease: a systematic clinical and economic review Assessment. i-vi.
- Brown, A. D., & Garber, A. M. (1998). Cost effectiveness of coronary heart disease prevention strategies in adults. Pharmacoeconomics, 14, 27-48.
- Brown, A. I. D., & Garber, A. M. (2000). A concise review of the cost-effectiveness of coronary heart disease prevention. Medical Clinics of North America, 84, 279-297.
- Buchwalsky, G., Buchwalsky, R., & Held, K. (2002). [Long-term effects of rehabilitation of an outpatient "heart group". A case control study]. Zeitschrift fur Kardiologie, 91, 139-146.
- Buck, D., Godfrey, C., Killoran, A., & Tolley, K. (1996). Reducing the burden of coronary heart disease: health promotion, its effectiveness and cost. Health Education Research, 11, 487-499.
- Buck, D., Godfrey, C., & Morgan, A. (1997). The contribution of health promotion to meeting health targets: questions of measurement, attribution and responsibility. Health Promotion International, 12, 239-250.
- Bundkirchen, A., & Schwinger, R. H. G. (2004). Epidemiology and economic burden of chronic heart failure. European Heart Journal, Supplement, 6, D57-D60.
- Burch, S., & Ou, N. (2002). Current indications for ACE inhibitors and HOPE for the future. American Journal of Managed Care, 8, 478-490.
- Byers T, Mullis R, Anderson J, Dusenbury L, Gorsky R, Kimber C, Krueger K, Kuester S, Mokdad A, & Perry G. (1995). The costs and effects of a nutritional education program following work-site cholesterol screening. Am J Public Health, 85, 650-655.
- Canadian Coordinating Office for Health Technology, A. (2003). A clinical and economic review of exercise-based cardiac rehabilitation programs for coronary artery disease. Ottawa: Canadian Coordinating Office for Health Technology Assessment (CCOHTA).
- Capomolla, S., Febo, O., Ceresa, M., Caporotondi, A., Guazzotti, G., La

*Fox-Rushby et al. (2006) The cost-effectiveness of behaviour change interventions designed to reduce CHD.*

- Rovere, M., Ferrari, M., Lenta, F., Baldin, S., Vaccarini, C., Gnemmi, M., Pinna, G., Maestri, R., Abelli, P., Verdirosi, S., & Cobelli, F. (2002). Cost/utility ratio in chronic heart failure: comparison between heart failure management program delivered by day-hospital and usual care.[see comment]. Journal of the American College of Cardiology, 40, 1259-1266.
- Caramelli, B., & Helfenstein Fonseca, F. A. (2004). Atherosclerosis prevention: From lifestyle changes to the cost-effectiveness of statins. Revista Brasileira de Medicina, 61, 460-467.
- Caro, J. J., Huybrechts, K. F., De Backer, G., De Bacquer, D., & Closon, M.-C. (2000). Are the WOSCOPS clinical and economic findings generalizable to other populations? A case study for Belgium. Acta Cardiologica, 55, 239-246.
- Charlson, M. E., Allegrante, J. P., McKinley, P. S., Peterson, J. C., Boutin-Foster, C., Ogedegbe, G., & Young, C. R. (2002). Improving health behaviors and outcomes after angioplasty: using economic theory to inform intervention. Health Education Research, 17, 606-618.
- Chetney, R. (2003). The Cardiac Connection program: home care that doesn't miss a beat. Home Healthcare Nurse, 21, 680-686.
- Chisholm, D., Rehm, J., Van Ommeren, M., & Monteiro, M. (2004). Reducing the global burden of hazardous alcohol use: a comparative cost-effectiveness analysis. Journal of Studies on Alcohol, 65, 782-793.
- Christensen, B. (1995). Payment and attendance at general practice preventive health examinations. Family Medicine, 27, 531-534.
- Cleeman, J. I., & Lenfant, C. (1998). The national cholesterol education program: progress and prospects. Journal of the American Medical Association, 280, 2099-2104.
- Cline, C. M., Israelsson, B. Y., Willenheimer, R. B., Broms, K., & Erhardt, L. R. (1998). Cost effective management programme for heart failure reduces hospitalisation.[see comment]. Heart, 80, 442-446.
- Cobbe, S. M. (1998). Primary prevention. The American Journal of Managed Care, 4, S185-S191.
- Cohen, J. T., Bellinger, D. C., Connor, W. E., Kris-Etherton, P. M., Lawrence, R. S., Savitz, D. A., Shaywitz, B. A., Teutsch, S. M., & Gray, G. M. (2005). A quantitative risk-benefit analysis of changes in population fish consumption.[see comment]. American Journal of Preventive Medicine, 29, 325-334.
- Colditz, G. A. (1999). Economic costs of obesity and inactivity. Medicine & Science in Sports & Exercise, 31.
- Cousins, M. S., & Liu, Y. (2003). Cost savings for a preferred provider organization population with multi-condition disease management: evaluating program impact using predictive modeling with a control group. Disease Management, 6, 207-217.
- Couturier-Schuller, F., Hirtzlin, I., Sellier, P., Illiou, M.-C., Megnien J.-, L., & Simon, A. (1999). Medico-economical evaluation of cardio-vascular prevention: Of 100 patients with a high cardio-vascular risk. Journal d'Economie Medicale, 17, 255-265.
- Crealey G E, McElnay J C, Maguire T A, & O'Neill C. (1998). Costs and effects associated with a community pharmacy-based smoking-cessation programme. Pharmacoeconomics, 14, 323-333.

*Fox-Rushby et al. (2006) The cost-effectiveness of behaviour change interventions designed to reduce CHD.*

- Critchley, J. A., & Capewell, S. (2002). Why model coronary heart disease? European Heart Journal, *23*, 110-116.
- Crowley, S., Dunt, D., & Day, N. (1995). Cost-effectiveness of alternative interventions for the prevention and treatment of coronary heart disease. Australian Journal of Public Health, *19*, 336-346.
- Cucherat, M., & Boissel, J. P. (1998). A mathematical model for the determination of the optimum value of the treatment threshold for a continuous risk factor. European Journal of Epidemiology, *14*, 23-29.
- Dahle, K. L., Smith, J. S., Ingersoll, G. L., & Wilson, J. R. (1998). Impact of a nurse practitioner on the cost of managing inpatients with heart failure. American Journal of Cardiology, *82*, 686-688.
- Dalziel, K., Segal, I., & Mortimer, D. (2005). Risk Factor Study - How to reduce the burden of harm from poor nutrition, tobacco smoking, physical inactivity and alcohol misuse: cost-utility analysis of 8 nutrition interventions. Victoria: Monash University.
- Dalziel, K., Segal, I., & Mortimer, D. (2005). Risk Factor Study - How to reduce the burden of harm from poor nutrition, tobacco smoking, physical inactivity and alcohol misuse: cost-utility analysis of 4 physical inactivity interventions. Victoria: Monash University.
- Daviglus, M. L., Liu, K., Greenland, P., Dyer, A. R., Garside, D. B., Manheim, L., Lowe, L. P., Rodin, M., Lubitz, J., & Stamler, J. (1998). Benefit of a favorable cardiovascular risk-factor profile in middle age with respect to Medicare costs.[see comment]. New England Journal of Medicine, *339*, 1122-1129.
- de Vries, S. O., Visser, K., de Vries, J. A., Wong, J. B., Donaldson, M. C., & Hunink, M. G. (2002). Intermittent claudication: cost-effectiveness of revascularization versus exercise therapy. Radiology, *222*, 25-36.
- Digenio, A. G., & Joughin, H. M. (1997). Should all cardiac patients be offered the choice of cardiac rehabilitation? South African Medical Journal. Suid Afrikaanse Tydskrif Vir Geneeskunde, *87*, c136-c144.
- Dougan, J. P., Mathew, T. P., Riddell, J. W., Spence, M. S., McGlinchey, P. G., Nesbitt, G. S., Smye, M., Menown, I. B., & Adgey, A. A. (2001). Suspected angina pectoris: a rapid-access chest pain clinic.[see comment]. Qim, *94*, 679-686.
- Duffy, J. R., Hoskins, L. M., & Dudley-Brown, S. (2005). Development and testing of a caring-based intervention for older adults with heart failure. Journal of Cardiovascular Nursing, *20*, 325-333.
- Dunagan W C, L. B. E. G. A. J. C. A. E. V. B. W. B. M. S. D. C. R. J. G. (2005). Randomized trial of a nurse-administered, telephone-based disease management program for patients with heart failure. Journal of Cardiac Failure, *11(5)*, 358-365.
- Dwyer, T., Viney, R., & Jones, M. (1991). Assessing school health education programs. International Journal of Technology Assessment in Health Care, *7*, 286-295.
- Ebrahim, S., Smith, G. D., McCabe, C., Payne, N., Pickin, M., Sheldon, T. A., Lampe, F., Sampson, F., Ward, S., & Wannamthee, G. (1998). Cholesterol and coronary heart disease: screening and treatment. Quality in Health Care, *7*, 232-239.
- Eliaszadeh, P., Yarmohammadi, H., Nawaz, H., Boukhalil, J., & Katz, D. L. (2001). Congestive heart failure case management: A fiscal analysis.

*Fox-Rushby et al. (2006) The cost-effectiveness of behaviour change interventions designed to reduce CHD.*

Disease Management, 4, 25-32.

- Elixhauser, A. (1990). The costs of smoking and the cost effectiveness of smoking-cessation programs. Journal of Public Health Policy, 11, 218-237.
- Elkan, W. (1992). The cost of preventing coronary heart disease. Health Policy, 21, 77-86.
- Erfurt, J. C., Foote, A., & Heirich, M. A. (1991). The cost-effectiveness of work-site wellness programs for hypertension control, weight loss, and smoking cessation. J. OCCUP. MED., 33, 962-970.
- Evans, J., Turner, S., & Bethell, H. (2004). Results and cost of meeting the National Service Framework for Coronary Heart Disease requirement for 12 month follow-up after acute coronary events. Journal of Public Health, 26, 185-186.
- Fagerstrom, K. (2002). The epidemiology of smoking: health consequences and benefits of cessation. Drugs, 2, 1-9.
- Farquhar, J. W., Fortmann, S. P., Flora, J. A., Taylor, C. B., Haskell, W. L., Williams, P. T., Maccoby, N., & Wood, P. D. (1990). Effects of communitywide education on cardiovascular disease risk factors. The Stanford Five-City Project. Jama, 264, 359-365.
- Fichtenberg, C. M., & Glantz, S. A. (2000). Association of the California tobacco control program with declines in cigarette consumption and mortality from heart disease. The New England Journal of Medicine, 343, 1772-1777.
- Field, K., Thorogood, M., Silagy, C., Normand, C., O'Neill, C., & Muir, J. (1995). Strategies for reducing coronary risk factors in primary care: which is most cost effective?[see comment]. Bmj, 310, 1109-1112.
- Fleetcroft, R., & Cookson, R. (2006). Do the incentive payments in the new NHS contract for primary care reflect likely population health gains? Journal of Health Services Research and Policy, 11, 27-31.
- Fleming M F, Mundt M P, French M T, Manwell L B, Stauffacher E A, & Barry K L. (2002). Brief physician advice for problem drinkers: long-term efficacy and benefit-cost analysis. Alcohol Clin Exp Res, 26, 36-43.
- Fletcher, G. F. (1993). The value of exercise in preventing coronary atherosclerotic heart disease. Heart Disease & Stroke, 2, 183-187.
- Folkman, J. W. (1994). Data shows medical nutrition therapy is cost-effective. Journal of the American Dietetic Association, 94.
- Freeborn D K, Polen M R, Hollis J F, & Senft R A. (2000). Screening and brief intervention for hazardous drinking in an HMO: effects on medical care utilization. J Behav Health Serv Res, 27, 446-453.
- Gandjour, A., & Lauterbach, K. W. (2005). How much does it cost to change the behavior of health professionals? A mathematical model and an application to academic detailing. Medical Decision Making, 25, 341-347.
- Gaziano, T. A. (2005). Cardiovascular disease in the developing world and its cost-effective management. Circulation, 112, 3547-3553.
- Gaziano, T. A., Reddy, K. S., Paccaud, F., Horton, S., & Chaturvedi, V. (2006). Cardiovascular Disease. In D. T. Jamison & J. G. Breman & A. R. Measham & G. Alleyne & M. Claeson & D. B. Evans & P. Jha & A. Mills & P. Musgrove (Eds.), Disease Control Priorities in Developing Countries (Second ed., pp. 645-662). New York: Oxford University

*Fox-Rushby et al. (2006) The cost-effectiveness of behaviour change interventions designed to reduce CHD.*

- Press & The World Bank.
- Gebhardt, D. L., & Crump, C. (1990). Employee fitness and wellness programs in the workplace. American Psychologist, *45*, 262-272.
- Glasgow R E, La Chance P A, Toobert D J, Brown J, Hampson S E, & Riddle M C. (1997). Long-term effects and costs of brief behavioural dietary intervention for patients with diabetes delivered from the medical office. Patient Educ Couns, *32*, 175-184.
- Gohlke, H., & Gohlke-Barwolf, C. (1998). Cardiac rehabilitation. European Heart Journal, *19*, 1004-1010.
- Goldman, L. (1990). Cost-effectiveness perspectives in coronary heart disease. American Heart Journal, *119*, 733-739.
- Goldman, L., Gordon, D. J., Rifkind, B. M., Hulley, S. B., Detsky, A. S., Goodman, D. S., Kinosian, B., & Weinstein, M. C. (1992). Cost and health implications of cholesterol lowering. CIRCULATION, *85*, 1960-1968.
- Goldman, L., Phillips, K. A., Coxson, P., Goldman, P. A., Williams, L., Hunink, M. G., & Weinstein, M. C. (2001). The effect of risk factor reductions between 1981 and 1990 on coronary heart disease incidence, prevalence, mortality and cost.[see comment]. Journal of the American College of Cardiology, *38*, 1012-1017.
- Gonseth J, G.-C. P. B. J. R. R.-A. F. (2004). The effectiveness of disease management programmes in reducing hospital re-admission in older patients with heart failure: a systematic review and meta-analysis of published reports. European Heart Journal, *25(18)*, 1570-1595.
- Goodman A C. (2001). Cost-benefit analysis and alcoholism treatment. Economics of Neuroscience, *3*, 47-51.
- Graham A. (2002). Review: brief interventions reduce drinking in patients not seeking treatment. Evid Based Ment Health, *5*, 116-117.
- Graham, J. D., Corso, P. S., Morris, J. M., Segui-Gomez, M., & Weinstein, M. C. (1998). Evaluating the cost-effectiveness of clinical and public health measures. Annual Review of Public Health, *19*, 125-152.
- Guindon. (2002). Trends and affordability of cigarette prices: ample room for tax increases and related health gains. Tob. Control, *11*, 35-43.
- Gupta, R., Prakash, H., & Gupta, R. R. (2005). Economic issues in coronary heart disease prevention in India. Journal of Human Hypertension, *19*, 655-657.
- Hall, J. P., Wiseman, V. L., King, M. T., Ross, D. L., Kovoov, P., Zecchin, R. P., Moir, F. M., & Denniss, A. R. (2002). Economic evaluation of a randomised trial of early return to normal activities versus cardiac rehabilitation after acute myocardial infarction. Heart Lung and Circulation, *11*, 10-18.
- Hall, W., Doran, C., Degenhardt, L., & Shepard, D. (2006). Illicit opiate abuse. In D. T. Jamison & J. G. Breman & A. R. Measham & G. Alleyne & M. Claeson & D. B. Evans & P. Jha & A. Mills & P. Musgrove (Eds.), Disease Control Priorities in Developing Countries (pp. 907-931). New York: Oxford University Press & The World Bank.
- Hamm, L. F., Kavanagh, T., Campbell, R. B., Mertens, D. J., Beyene, J., Kennedy, J., & Shephard, R. J. (2004). Timeline for peak improvements during 52 weeks of outpatient cardiac rehabilitation.[see comment]. Journal of Cardiopulmonary Rehabilitation, *24*, 374-380.

*Fox-Rushby et al. (2006) The cost-effectiveness of behaviour change interventions designed to reduce CHD.*

- Hankey, G. J., & Warlow, C. P. (1999). Treatment and secondary prevention of stroke: evidence, costs, and effects on individuals and populations.[see comment]. Lancet, *354*, 1457-1463.
- Haq I U, Jackson P R, Yeo W W, & Ramsay L E. (1995). Sheffield risk and treatment table for cholesterol lowering for primary prevention of coronary heart disease. Lancet, *346*, 1467-1471.
- Hay J W, Yu W M, & Ashraf T. (1999). Pharmacoeconomics of lipid-lowering agents for primary and secondary prevention of coronary artery disease. Pharmacoeconomics, *15*, 47-74.
- Heeschen, C. (2005). Biomarkers in acute coronary syndromes and their role in diabetic patients. Diabetes & Vascular Disease Research, *2*, 122-127.
- Henritze, J., Brammell, H. L., & McGloin, J. (1992). LIFE CHECK: a successful, low touch, low tech, in-plant, cardiovascular disease risk identification and modification program. American Journal of Health Promotion, *7*, 129-136.
- Hilton M E, Fleming M, Glick H, Gutman M A, Lu Y, McKay J, McLellan A T, Manning W, Meadows J, Mertens J R, Moore C, Mullahy J, Mundt M, S, P., Polsky D, Ray G T, Sterling S, & Weisner C. (2003). Services integration and cost-effectiveness. Alcohol Clin Exp Res, *27*, 271-280.
- Hoare, J. (1992). Cardiovascular disease. Health Services Management, *88*, 19-21.
- Hobbs, F. D., Holmes, J., & Pugner, K. (1998). General practitioner perceptions of treatment benefits and costs in patients with hyperlipidaemia. British Journal of General Practice, *48*, 983-984.
- Hogan, T. (1995). Health and economic issues in the prevention of coronary artery disease. American Journal of Cardiology, *76*, 13.
- Hoiberg, A., & McNally, M. S. (1991). Profiling overweight patients in the U.S. Navy: health conditions and costs.[see comment]. Military Medicine, *156*, 76-82.
- Hornberger, J. (1998). A cost-benefit analysis of a cardiovascular disease prevention trial, using folate supplementation as an example. American Journal of Public Health, *88*, 61-67.
- Hughes, S. L., Weaver, F. M., Giobbie-Hurder, A., Manheim, L., Henderson, W., Kubal, J. D., Ulasevich, A., Cummings, J., & Department of Veterans Affairs Cooperative Study Group on Home-Based Primary, C. (2000). Effectiveness of team-managed home-based primary care: a randomized multicenter trial. Jama, *284*, 2877-2885.
- Hulse G K, & Tait R J. (2003). Five-year outcomes of a brief alcohol intervention for adult in-patients with psychiatric disorders. Addiction, *98*, 1061-1068.
- Humphreys K, & Moos R. (2001). Can encouraging substance abuse patients to participate in self-help groups reduce demand for health care? A quasi-experimental study. Alcohol Clin Exp Res, *25*, 711-716.
- Hurley, S. F. (2005). Short-term impact of smoking cessation on myocardial infarction and stroke hospitalisations and costs in Australia. Medical Journal of Australia, *183*, 13-17.
- Insull W Jr, Henderson M M, Prentice R L, Thompson D J, Clifford C, Goldman S, Gorbach S, Moskowitz M, Thompson R, & Woods M. (1990). Results of a randomized feasibility study of a low-fat diet. Arch

*Fox-Rushby et al. (2006) The cost-effectiveness of behaviour change interventions designed to reduce CHD.*

- Intern Med, 150, 421-427.
- lunes, R. F. (1991). On the economic analysis of response to preventive measures. Revista de Saude Publica, 25, 243-250.
- Jackson, P. R. (2001). Cholesterol-lowering therapy for smokers [7]. Lancet, 357, 960.
- Jha, P., Chaloupka, F. J., Moore, J., Gajalakshmi, V., Gupta, P. C., Peck, R., Asma, S., & Zatonski, W. (2006). Tobacco Addiction. In D. T. Jamison & J. G. Breman & A. R. Measham & G. Alleyne & M. Claeson & D. B. Evans & P. Jha & A. Mills & P. Musgrove (Eds.), Disease Control Priorities in Developing Countries (Second ed., pp. 869-886). New York: Oxford University Press & The World Bank.
- Johannesson M, Aberg H, Agreus L, Borgquist L, & Jonsson B. (1991). Cost-benefit analysis of non-pharmacological treatment of hypertension. J Intern Med, 230, 307-312.
- Johannesson, M., Hedbrant, J., & Jonsson, B. (1991). A computer simulation model for cost-effectiveness analysis of cardiovascular disease prevention. Medical Informatics, 16, 355-362.
- Johannesson M, A. S. H. M. H. T. F. B. (1995). The cost-effectiveness of a cardiovascular multiple-risk-factor intervention programme in treated hypertensive men. Journal of Internal Medicine, 237(1), 19-26.
- Jolley, K., Bradley, F., Sharp, S., Smith, H., Thompson, S., Kinmonth, A.-L., & Mant, D. (1999). Randomised controlled trial of follow up care in general practice of patients with myocardial infarction and angina: final results of the Southampton heart integrated care project (SHIP). BMJ, 318, 706-711.
- Jorgensen, H. S., Nakayama, H., Raaschou, H. O., & Olsen, T. S. (1997). Acute stroke care and rehabilitation: an analysis of the direct cost and its clinical and social determinants. The Copenhagen Stroke Study. Stroke, 28, 1138-1141.
- Judd P H, Thomas N, Schwartz T, Outcalt A, & Hough R. (2003). A dual diagnosis demonstration project: treatment outcomes and cost analysis. J Psychoactive Drugs, 35 Suppl 1, 181-192.
- Junod, A. F. (1998). Should there be systematic screening of coronary heart disease in asymptomatic patients with risk factors alone? A decision analysis approach. Diabetes & Metabolism, 24, 496-507.
- Kaesemeyer, W. H. (1994). Holding smokers accountable for heart disease costs. Circulation, 90, 1029-1032.
- Kildemoes, H. W., & Kristiansen, I. S. (2004). Cost-effectiveness of interventions to reduce the thrombolytic delay for acute myocardial infarction.[see comment]. International Journal of Technology Assessment in Health Care, 20, 368-374.
- Kinlay, S., O'Connell, D., Evans, D., & Halliday, J. (1994). A new method of estimating cost effectiveness of cholesterol reduction therapy for prevention of heart disease. Pharmacoeconomics, 5, 238-248.
- Kramer, L. M. (1995). Implementing new dietary guidelines of the National Cholesterol Education Program. AACN Clinical Issues, 6, 418-431.
- Kreuzer, J., & Kubler, W. (2001). [Secondary prevention after cardiac infarct; therapeutic efficiency--cost-benefit ratio]. Internist, 42, 713-719.
- Krumholz, H. M., Cohen, B. J., Tsevat, J., Pasternak, R. C., & Weinstein, M. C. (1993). Cost-effectiveness of a smoking cessation program after

*Fox-Rushby et al. (2006) The cost-effectiveness of behaviour change interventions designed to reduce CHD.*

- myocardial infarction.[see comment]. Journal of the American College of Cardiology, 22, 1697-1702.
- Kubler, W., & Kreuzer, J. (1999). [Primary and secondary prevention of coronary heart disease: what can we afford?]. Zeitschrift fur Kardiologie, 88, 85-89.
- Kubler, W., Niebauer, J., & Kreuzer, J. (1994). Cost-effectiveness: Inpatient versus outpatient rehabilitation. Zeitschrift fur Kardiologie, 83, 151-158.
- Kumar, R. N., Raisch, D., & Borrego, M. E. (2002). Quality assessment of economic analyses of pharmacological and nutritional therapy for hyperlipidemia. Expert Review of Pharmacoeconomics and Outcomes Research, 2, 565-575.
- Kuntz, K. M., & Lee, T. H. (1995). Cost-effectiveness of accepted measures for intervention in coronary heart disease. Coronary Artery Disease, 6, 472-478.
- Kupersmith J, Holmes-Rovner M, Hogan A, Rovner D, & Gardiner J. (1994). Cost-effectiveness analysis in heart disease, Part I: General principles. Prog Cardiovasc Dis, 37, 161-184.
- Kupersmith J, Holmes-Rovner M, Hogan A, Rovner D, & Gardiner J. (1995). Cost-effectiveness analysis in heart disease, Part III: Ischemia, congestive heart failure, and arrhythmias. Prog Cardiovasc Dis, 37, 307-346.
- Kupersmith, J., Holmes-Rovner, M., Hogan, A., Rovner, D., & Gardiner, J. (1995). Cost-effectiveness analysis in heart disease, Part II: Preventive therapies. Progress in Cardiovascular Diseases, 37, 243-271.
- Laaser, U., & Wenzel, H. (1990). Antihypertensive treatment in Germany, subjected to a cost-effectiveness analysis. Journal of Human Hypertension, 4, 436-440.
- Langham, S., Thorogood, M., Normand, C., Muir, J., Jones, L., & Fowler, G. (1996). Costs and cost effectiveness of health checks conducted by nurses in primary health care: the Oxcheck study. BMJ, 312, 1265-1268.
- Lauterbach, K. W., Gerber, A., Klever-Deichert, G., & Stollenwerk, B. (2005). [Cost-effectiveness of prevention of coronary disease in Germany]. Zeitschrift fur Kardiologie, 94, 100-104.
- Laxminarayan, R., Mills, A. J., Breman, J. G., Measham, A. R., Alleyne, S., Claeson, M., Jha, P., Musgrove, P., Chow, J., Shahid-Salles, S., & Jamison, D. T. (2006). Advancement of global health: key messages from the Disease Control Priorities Project. Lancet, 367, 1193-1208.
- Leader, S., & Mallick, R. (1998). Tapping the savings from vitamin-based prevention. Managed Care Interface, 11, 95-99.
- Levin, L. A., Perk, J., & Hedback, B. (1991). Cardiac rehabilitation--a cost analysis. Journal of Internal Medicine, 230, 427-434.
- Lewandowski, C. A., & Kahler, J. (1999). Economics and cost-effectiveness in evaluating the value of cardiovascular therapies. Economics and cost-effectiveness in evaluating the value of cardiovascular therapies: a health system perspective on thrombolytic therapy for acute myocardial infarction. American Heart Journal, 137.
- Liebson, P. R., & Amsterdam, E. A. (2000). Prevention of coronary heart disease. Part II. Secondary prevention, detection of subclinical disease, and emerging risk factors. Disease A Month, 46, 1-123.



*Fox-Rushby et al. (2006) The cost-effectiveness of behaviour change interventions designed to reduce CHD.*

- Lightwood, J. (2003). The economics of smoking and cardiovascular disease. Progress in Cardiovascular Diseases, 46, 39-78.
- Lightwood, J. M., & Glantz, S. A. (1997). Short-term economic and health benefits of smoking cessation: myocardial infarction and stroke.[see comment]. Circulation, 96, 1089-1096.
- Linden, W., Stossel, C., & Maurice, J. (1996). Psychosocial interventions for patients with coronary artery disease: a meta-analysis. ARCH. INTERN. MED., 156, 745-752.
- Lloyd-Williams F, M. F. S. L. M. (2002). Exercise training and heart failure: a systematic review of current evidence. British Journal of General Practice, 52(474), 47-55.
- Lowensteyn I, Coupal L, Zowall H, & Grover S A. (2000). The cost-effectiveness of exercise training for the primary and secondary prevention of cardiovascular disease. J Cardiopulm Rehabil, 20, 147-155.
- Ludbrook, A. (2004). Effective and cost-effective measures to reduce alcohol misuse in Scotland: an update to the literature review. Aberdeen: Health Economics Research Group, University of Aberdeen.
- Ludbrook A, Godfrey C, Wyness L, Parrott S, Haw S, Napper M, & van Teijlingen E. (2002). Effective and cost-effective measures to reduce alcohol misuse in Scotland. Edinburgh: Scottish Executive Health Department.
- Mar, J., & Rodriguez-Artalejo, F. (2001). Which is more important for the efficiency of hypertension treatment: hypertension stage, type of drug or therapeutic compliance? Journal of Hypertension, 19, 149-155.
- Marks, D., Wonderling, D., Thorogood, M., Lambert, H., Humphries, S. E., & Neil, H. A. W. (2000). Screening for hypercholesterolaemia versus case finding for familial hypercholesterolaemia: A systematic review and cost-effectiveness analysis. Health Technology Assessment, 4, i+iii-iv+1-112.
- Marques A C, & Formigoni M L. (2001). Comparison of individual and group cognitive-behavioral therapy for alcohol and/or drug-dependent patients. Addiction, 96, 835-846.
- Marshall, T. (2000). Exploring a fiscal food policy: the case of diet and ischaemic heart disease.[see comment]. Bmj, 320, 301-305.
- Marshall, T. (2005). Evaluating national guidelines for prevention of cardiovascular disease in primary care. Journal of Evaluation in Clinical Practice, 11(5), 452-461.
- Marshall T, R. A. (2002). Resource implications and health benefits of primary prevention strategies for cardiovascular disease in people aged 30 to 74: mathematical modelling study. Bmj, 325, 197-199.
- Masley S, Phillips S, & Copeland J R. (2001). Group office visits change dietary habits of patients with coronary artery disease-the dietary intervention and evaluation trial (D.I.E.T.). J Fam Pract, 50, 235-239.
- McGehee, M. M., Johnson, E. Q., Rasmussen, H. M., Sahyoun, N., Lynch, M. M., & Carey, M. (1995). Benefits and costs of medical nutrition therapy by registered dietitians for patients with hypercholesterolemia. Massachusetts Dietetic Association. Journal of the American Dietetic Association, 95, 1041-1043.
- McKnight, A., & Cupples, M. (1996). Secondary prevention of coronary heart

*Fox-Rushby et al. (2006) The cost-effectiveness of behaviour change interventions designed to reduce CHD.*

- disease in primary care is cost effective.[comment]. Bmj, 313, 31.
- McLaren, L., Shiell, A., Ghali, L., Lorenzetti, D., Rock, M., & Huculak, M. (2004). Are integrated approaches working to promote healthy weights and prevent obesity and chronic disease? Calgary: Centre for Health and Policy Studies, University of Calgary.
- Melek, S. P. (1996). Behavioral healthcare risk-sharing and medical cost offset. Behavioral Healthcare Tomorrow, 5, 39-46.
- Mendis, S. (1998). Heart attacks: exploring new preventive strategies. Ceylon Medical Journal, 43, 210-218.
- Menotti, A., Lanti, M., Puddu, P. E., & Kromhout, D. (2000). Coronary heart disease incidence in northern and southern European populations: a reanalysis of the seven countries study for a European coronary risk chart. Heart, 84, 238-244.
- Merz, C. N. B., Johnson, B. D., Kelsey, S. F., Reis, S. E., Lewis, J. F., Reichel, N., Rogers, W. J., Pepine, C. F., & Shaw, L. J. (2001). Diagnostic, prognostic, and cost assessment of coronary artery disease in women. American Journal of Managed Care, 7, 959-965.
- Miller, N. H., Warren, D., & Myers, D. (1996). Home-based cardiac rehabilitation and lifestyle modification: the MULTIFIT model.[see comment]. Journal of Cardiovascular Nursing, 11, 76-87.
- Miller T R, Lestina D C, & Spicer R S. (1998). Highway crash costs in the United States by driver age, blood alcohol level, victim age, and restraint use. Accid Anal Prev, 30, 137-150.
- Monnier, L., Avignon, A., Colette, C., & Piperno, M. (1999). Prevention primaire nutritionnelle et medicamenteuse de l'atherosclerose. Rev Med Interne, 20, 360-370.
- Montagne, O., Vedel, I., & Durand-Zaleski, I. (1999). Assessment of the impact of fibrates and diet on survival and their cost-effectiveness: evidence from randomized, controlled trials in coronary heart disease and health economic evaluations. Clinical Therapeutics, 21, 2027-2035.
- Moore, M. J. (1996). Death and tobacco taxes. Rand Journal of Economics, 27, 415-428.
- Morris, J. N. (1994). Exercise in the prevention of coronary heart disease: today's best buy in public health. Medicine & Science in Sports & Exercise, 26, 807-814.
- Morris, S. (1997). A comparison of economic modelling and clinical trials in the economic evaluation of cholesterol-modifying pharmacotherapy. Health Economics, 6, 589-601.
- Morris, S., McGuire, A., Caro, J., & Pettitt, D. (1997). Strategies for the management of hypercholesterolaemia: a systematic review of the cost-effectiveness literature. Journal of Health Services & Research Policy, 2, 231-250.
- Mortimer, D., Segal, I., & Dalziel, K. (2005). Risk Factor Study - How to reduce the burden of harm from poor nutrition, tobacco smoking, physical inactivity and alcohol misuse: cost-utility analysis of 6 interventions to promote safe use of alcohol. Victoria: Monash University.
- Mortimer, D., Segal, I., & Dalziel, K. (2005). Risk Factor Study - How to reduce the burden of harm from poor nutrition, tobacco smoking,

*Fox-Rushby et al. (2006) The cost-effectiveness of behaviour change interventions designed to reduce CHD.*

physical inactivity and alcohol misuse: cost-utility analysis of 5 interventions to discourage tobacco smoking. Victoria: Monash University.

- Naglak M, M. D. C. K.-E. P. H. W. P. T. A. (1998). What to consider when conducting a cost-effectiveness analysis in a clinical setting. Journal of the American Dietetic Association, 98(10), 1149-1154.
- Naidoo B, Thorogood M, McPherson K, & Gunning-Schepers L J. (1997). Modelling the effects of increased physical activity on coronary heart disease in England and Wales. J Epidemiol Community Health, 51, 144-150.
- Naidoo, B., Stevens, W., & McPherson, K. (2000). Modelling the short term consequences of smoking cessation in England on the hospitalisation rates for acute myocardial infarction and stroke. Tobacco Control, 9, 397-400.
- Nallamothu, B. K., Fendrick, A. M., & Omenn, G. S. (2002). Homocyst(e)ine and coronary heart disease: pharmacoeconomic support for interventions to lower hyperhomocyst(e)inaemia. Pharmacoeconomics, 20, 429-442.
- Nalpas B, Combescure C, Pierre B, Ledent T, Gillet C, Playoust D, Danel T, Bozonnat M C, Martin S, Balmes J L, & Daures J P. (2003). Financial costs of alcoholism treatment programs: a longitudinal and comparative evaluation among four specialized centers. Alcohol Clin Exp Res, 27, 51-56.
- Nash, D. T. (2003). Reducing the toll of coronary heart disease is cost effective. Cardiovascular Reviews and Reports, 24, 10-12.
- Nelson, D. V., Baer, P. E., & Cleveland, S. E. (1998). Family stress management following acute myocardial infarction: An educational and skills training intervention program. Patient Education and Counseling, 34, 135-145.
- Nicholl, J. P., Coleman, P., & Brazier, J. E. (1994). Health and healthcare costs and benefits of exercise. Pharmacoeconomics, 5, 109-122.
- Ockene I S, Hebert J R, Ockene J K, Saperia G M, Stanek E, Nicolosi R, Merriam P A, & Hurley T G. (1999). Effect of physician-delivered nutrition counseling training and an office-support program on saturated fat intake, weight, and serum lipid measurements in a hyperlipidemic population: Worcester Area Trial for Counseling in Hyperlipidemia (WATCH). Arch Intern Med, 159, 725-731.
- O'Connell, J. B., & Bristow, M. R. (1994). Economic impact of heart failure in the United States: time for a different approach. Journal of Heart & Lung Transplantation, 13, Jul-Aug.
- Oldridge, N., Furlong, W., Feeny, D., Torrance, G., Guyatt, G., Crowe, J., & Jones, N. (1993). Economic evaluation of cardiac rehabilitation soon after acute myocardial infarction. American Journal of Cardiology, 72, 154-161.
- Oldridge, N. B. (1997). Cardiac rehabilitation and risk factor management after myocardial infarction. Clinical and economic evaluation. Wiener Klinische Wochenschrift, 2, 6-16.
- O'Neill, C., Normand, C., Cupples, M., & McKnight, A. (1996). Cost effectiveness of personal health education in primary care for people with angina in the greater Belfast area of Northern Ireland. Journal of

*Fox-Rushby et al. (2006) The cost-effectiveness of behaviour change interventions designed to reduce CHD.*

Epidemiology & Community Health, 50, 538-540.

- Orleans, C. T., & Ockene, J. K. (1993). Routine hospital-based quit-smoking treatment for the postmyocardial infarction patient: an idea whose time has come.[comment]. Journal of the American College of Cardiology, 22, 1703-1705.
- Oster, G., & Thompson, D. (1996). Estimated effects of reducing dietary saturated fat intake on the incidence and costs of coronary heart disease in the United States. Journal of the American Dietetic Association, 96, 127-131.
- Oster, G., Thompson, D., Edelsberg, J., Bird, A. P., & Colditz, G. A. (1999). Lifetime health and economic benefits of weight loss among obese persons. American Journal of Public Health, 89, 1536-1542.
- Parthasarathy S, Mertens J, Moore C, & Weisner C. (2003). Utilization and cost impact of integrating substance abuse treatment and primary care. Med Care, 41, 357-367.
- Pavlovich W D, W. H. W. W. B. E. B. (2004). Systematic review of literature on the cost-effectiveness of nutrition services. Journal of the American Dietetic Association, 104(2), 226-232.
- Pekka, P., Pirjo, P., & Ulla, U. (2002). Influencing public nutrition for non-communicable disease prevention: from community intervention to national programme--experiences from Finland. Public Health Nutrition, 5, 245-251.
- Phillips, R. L., Jr., & McCann, J. (2005). Cost-effective roles for nurse practitioners in secondary prevention. Bmj, 330, 11.
- Pritchard D A, Hyndman J, & Taba F. (1999). Nutritional counselling in general practice: a cost effective analysis. J Epidemiol Community Health, 53, 311-316.
- Probstfield, J. L. (2003). How cost-effective are new preventive strategies for cardiovascular disease? American Journal of Cardiology, 91, 22.
- Pruitt, R. H., Bernheim, C., & Tomlinson, J. P. (1991). Stress management in a military health promotion program: Effectiveness and cost efficiency. MIL. MED., 156, 51-53.
- Raftery, J. P., Yao, G. L., Murchie, P., Campbell, N. C., & Ritchie, L. D. (2005). Cost effectiveness of nurse led secondary prevention clinics for coronary heart disease in primary care: follow up of a randomised controlled trial.[see comment]. Bmj, 330, 26.
- Ranson, M. K., Jha, P., Chaloupka, F. J., & Nguyen, S. N. (2002). Global and regional estimates of the effectiveness and cost effectiveness of price increases and other tobacco control policies. Nicotine and Tobacco Research, 4, 311-319.
- Rauh R A, S. N. J. E. E. L. M. J. F. (1999). A community hospital-based congestive heart failure program: impact on length of stay, admission and readmission rates, and cost. American Journal of Managed Care, 5(1), 37-43.
- Reckless J P D. (1990). Cost effectiveness of clinical care for hyperlipidaemia. In Lewis B & Assmann G (Eds.), Social and economic contexts of coronary prevention (pp. 94-103). London: Current Medical Literature.
- Reckless J P D. (1990). The economics of cholesterol lowering. Baillieres Clin Endocrinol Metab, 4, 947-972.
- Reckless, J. P. (1996). Economic issues in coronary heart disease prevention.

*Fox-Rushby et al. (2006) The cost-effectiveness of behaviour change interventions designed to reduce CHD.*

Current Opinion in Lipidology, 7, 356-362.

- Rector, T. S., & Venus, P. A. (1999). Judging the value of population-based disease management. Inquiry, 36, 122-126.
- Rehm, J., Chrisholm, D., Room, R., & Lopez, A. D. (2006). Alcohol. In D. T. Jamison & J. G. Breman & A. R. Measham & G. Alleyne & M. Claeson & D. B. Evans & P. Jha & A. Mills & P. Musgrove (Eds.), Disease Control Priorities in Developing Countries (Second ed., pp. 887-906). New York: Oxford University Press & The World Bank.
- Reid, R. D., Dafoe, W. A., Morrin, L., Mayhew, A., Papadakis, S., Beaton, L., Oldridge, N. B., Coyle, D., & Wells, G. A. (2005). Impact of program duration and contact frequency on efficacy and cost of cardiac rehabilitation: results of a randomized trial. American Heart Journal, 149, 862-868.
- Reilly, V., & Cavanagh, M. (2003). The clinical and economic impact of a secondary heart disease prevention clinic jointly implemented by a practice nurse and pharmacist. Pharmacy World & Science, 25, 294-298.
- Reviews, N. H. S. C. f., & Dissemination. (1998). Cardiac rehabilitation. York: Centre for Reviews and Dissemination (CRD), 12.
- Richardson, G., Godfrey, L., Gravelle, H., & Watt, I. (2004). Cost-effectiveness of implementing new guidelines for treatment of hypertension in general practice. British Journal of General Practice, 54, 765-771.
- Riegel, B., & Carlson, B. (2004). Is individual peer support a promising intervention for persons with heart failure? Journal of Cardiovascular Nursing, 19, 174-183.
- Roberts, A., & Roberts, P. (1998). Intensive cardiovascular risk factor intervention in a rural practice: a glimmer of hope? British Journal of General Practice, 48, 967-970.
- Roccella, E. J., & Lenfant, C. (1992). Considerations regarding the cost and effectiveness of public and patient education programmes. Journal of Human Hypertension, 6, 463-467.
- Rodgers, A., Lawes, C. M. M., Gaziano, T. A., & Vos, T. (2006). The Growing Burden of Risk from High Blood Pressure, Cholesterol, and Body Weight. In D. T. Jamison & J. G. Breman & A. R. Measham & G. Alleyne & M. Claeson & D. B. Evans & P. Jha & A. Mills & P. Musgrove (Eds.), Disease Control Priorities in Developing Countries (Second ed., pp. 851-868). New York: Oxford University Press & The World Bank.
- Roquebrune, J. P., L'Heritier, P., Gibelin, P., Baudouy, M., Camous, J. P., Blanc, P., Bossan, S., & Morand, P. (1992). [How to evaluate the cost/effectiveness ratio of different therapies of coronary disease]. Archives des Maladies du Coeur et des Vaisseaux, 85, 239-244.
- Rossouw, J. E., Jooste, P. L., Chalton, D. O., Jordaan, E. R., Langenhoven, M. L., Jordaan, P. C., Steyn, M., Swanepoel, A. S., & Rossouw, L. J. (1993). Community-based intervention: the Coronary Risk Factor Study (CORIS). International Journal of Epidemiology, 22, 428-438.
- Salkeld G, P. P. O. B. J. M. C. P. G.-C. P. W. S. S. J. (1997). The cost-effectiveness of a cardiovascular risk reduction program in general practice. Health Policy, 41, 105-119.
- Salome H J, French M T, Scott C, Foss M, & Dennis M. (2003). Investigating variation in the costs and benefits of addiction treatment: econometric

*Fox-Rushby et al. (2006) The cost-effectiveness of behaviour change interventions designed to reduce CHD.*

- analysis of the Chicago Target Cities Project. Evaluation and Program Planning, 26, 325-338.
- Sandstrom, L., & Stahle, A. (2005). Rehabilitation of elderly with coronary heart disease - Improvement in quality of life at a low cost. Advances in Physiotherapy, 7, 60-66.
- Schectman, G., Wolff, N., Byrd, J. C., Hiatt, J. G., & Hartz, A. (1996). Physician extenders for cost-effective management of hypercholesterolemia.[see comment]. Journal of General Internal Medicine, 11, 277-286.
- Schonstedt, S., Beckmannh, S., Disselhoff, W., & Russman, B. (1999). Experience in outpatient cardiac rehabilitation phaqse II. Herz, 24, 3-8.
- Scott, S., & Edwards, N. (2005). Decisioon support simulation tools for community health policy and program decision making. Ottawa: Community Health Reseach Unit, University of Ottawa.
- Scuffham, P. A. (2005). Nurse-led primary care clinics for the secondary prevention of heart disease appear cost-effective compared to usual care: Commentary. Evidence-based Cardiovascular Medicine, 9, 230-233.
- Sculpher, M. J., Petticrew, M., Kelland, J. L., Elliott, R. A., Holdright, D. R., & Buxton, M. J. (1998). Resource allocation for chronic stable angina: a systematic review of effectiveness, costs and cost-effectiveness of alternative interventions. Health Technology Assessment, 2, 1-176.
- Secker-Walker, R. H., Holland, R. R., Lloyd, C. M., Pelkey, D., & Flynn, B. S. (2005). Cost effectiveness of a community based research project to help women quit smoking. Tob. Control, 14, 37-42.
- Secker-Walker, R. H., Worden, J. K., Holland, R. R., Flynn, B. S., & Detsky, A. S. (1997). A mass media programme to prevent smoking among adolescents: costs and cost effectiveness. Tob. Control, 6, 207-212.
- Selmer, R. M., Kristiansen, I. S., Haglerod, A., Graff-Iversen, S., Larsen, H. K., Meyer, H. E., Bonna, K. H., & Thelle, D. S. (2000). Cost and health consequences of reducing the population intake of salt. Journal of Epidemiology & Community Health, 54, 697-702.
- Shepherd, J. (1998). Prevastatin event reduction analysis. The American Journal of Managed Care, 4, S192-S198.
- Shults R A, Elder R W, Sleet D A, Nichols J L, Alao M O, Carande-Kulis V G, Zaza S, Sosin D M, & Thompson R S. (2001). Reviews of evidence regarding interventions to reduce alcohol-impaired driving. Am J Prev Med, 21, 66-88.
- Siebert, U. (2002). The role of decision-analytic models in the prevention, diagnosis and treatment of coronary heart disease. Zeitschrift fur Kardiologie, 3, 144-151.
- Sikand G, K. M. L. W. N. D. H. J. C. (2000). Dietitian intervention improves lipid values and saves medication costs in men with combined hyperlipidemia and a history of niacin noncompliance. Journal of the American Dietetic Association, 100(2), 218-224.
- Simmons, J., Chakko, S., Willens, H., & Kessler, K. M. (1996). Cost-effectiveness in clinical cardiology. II. Preventive strategles and arrhythmia therapies. Chest, 110, 256-262.
- Simoons, M. L., & Casparie, A. F. (1998). [Therapy and prevention of coronary heart diseases through lowering of the serum cholesterol

*Fox-Rushby et al. (2006) The cost-effectiveness of behaviour change interventions designed to reduce CHD.*

- levels; third consensus 'Cholesterol'. Consensus Working Group, CBO].[see comment][erratum appears in Ned Tijdschr Geneesk 1998 Oct 3;142(40):2232]. Nederlands Tijdschrift voor Geneeskunde, **142**, 2096-2101.
- Simpson, F. O. (1990). Managing hypertension: drugs, life-style manipulation or benign neglect? Medical, ethical and economic considerations.[see comment]. Australian & New Zealand Journal of Medicine, **20**, 726-734.
- Simpson S H, Johnson J A, & Tsuyuki R T. (2001). Economic impact of community pharmacist intervention in cholesterol risk management: an evaluation of the study of cardiovascular risk intervention by pharmacists. Pharmacotherapy, **21**, 627-635.
- Sinclair H, Silcock J, Bond C M, Lennox S, & Winfield A J. (1999). The cost-effectiveness of intensive pharmaceutical intervention in assisting people to stop smoking. Int J Pharm Pract, **7**, 107-112.
- Slattery J, Chick J, Cochrane M, Craig J, Godfrey C, Kohli H, MacPherson K, Parrott S, Quinn S, Tochel C, & Watson H. (2003). Prevention of relapse in alcohol dependence. Glasgow: Health Technology Board Scotland.
- Sobell L C, Sobell M B, Leo G I, Agrawal S, Johnson-Young L, & Cunningham J A. (2002). Promoting self-change with alcohol abusers: a community-level mail intervention based on natural recovery studies. Alcohol Clin Exp Res, **26**, 936-948.
- Spoth R L, Guyll M, & Day S X. (2002). Universal family-focused interventions in alcohol-use disorder prevention: cost-effectiveness and cost-benefit analyses of two interventions. J Stud Alcohol, **63**, 219-228.
- Starling, R. C. (1998). The heart failure pandemic: changing patterns, costs, and treatment strategies. Cleveland Clinic Journal of Medicine, **65**, 351-358.
- Stevens, W., Hillsdon, M., Thorogood, M., & McArdle, D. (1998). Cost-effectiveness of a primary care based physical activity intervention in 45-74 year old men and women: a randomised controlled trial. Br. J. Sports Med., **32**, 236-241.
- Stewart, S., Pearson, S., & Horowitz, J. D. (1998). Effects of home based intervention among patients with congestive heart failure discharged from acute hospital care. ARCH. INTERN. MED., **158**.
- Stone, N. J. (1996). The clinical and economic significance of atherosclerosis. American Journal of Medicine, **101**, 6S-9S.
- Storer R M. (2003). A simple cost-benefit analysis of brief interventions on substance abuse at Naval Medical Center Portsmouth. Mil Med, **168**, 765-768.
- Sunder-Plassmann, G., & Fodinger, M. (2002). Cost-effectiveness of homocysteine-lowering therapy to prevent coronary heart disease.[comment]. Jama, **287**, 191-192.
- Szucs, T. D., & Marz, W. (1999). Cost effectiveness of coronary prevention.[comment]. European Heart Journal, **20**, 317-318.
- Taylor C B, Houston-Miller N, Killen J D, & DeBusk R F. (1990). Smoking cessation after acute myocardial infarction: effects of a nurse-managed intervention. Ann Intern Med, **113**, 118-123.
- Taylor R, & Kirby B. (1997). The evidence base for the cost effectiveness of cardiac rehabilitation. Heart, **78**, 5-6.

*Fox-Rushby et al. (2006) The cost-effectiveness of behaviour change interventions designed to reduce CHD.*

- Tosteson, A. N., Goldman, L., Udvarhelyi, I. S., & Lee, T. H. (1996). Cost-effectiveness of a coronary care unit versus an intermediate care unit for emergency department patients with chest pain. Circulation, *94*, 143-150.
- Tsevat, J. (1992). Impact and cost-effectiveness of smoking interventions. American Journal of Medicine, *93*, 15.
- Turner-Boutle, M. (1998). Cholesterol and coronary heart disease: screening and treatment. Nursing Times, *94*, 46-47.
- Urban N, Self S, Kessler L, Prentice R, Henderson M, Iverson D, Thompson D, Byar D, Insull W, Gorbach S L, & et al. (1990). Analysis of the costs of a large prevention trial. Control Clin Trials, *11*, 129-146.
- Van der Weijden, T., Knottnerus, J. A., Ament, A. J. H. A., Stoffers, H. E. J. H., & Grol, R. P. T. M. (1998). Economic evaluation of cholesterol-related interventions in general practice. An appraisal of the evidence. Journal of Epidemiology and Community Health, *52*, 586-594.
- van Dixhoorn, J. J., & Duivenvoorden, H. J. (1999). Effect of relaxation therapy on cardiac events after myocardial infarction: a 5-year follow-up study. Journal of Cardiopulmonary Rehabilitation, *19*, 178-185.
- vanVonno, C. J., Ozminkowski, R. J., Smith, M. W., Thomas, E. G., Kelley, D., Goetzel, R., Berg, G. D., Jain, S. K., & Walker, D. R. (2005). What can a pilot congestive heart failure disease management program tell us about likely return on investment?: A case study from a program offered to federal employees. Disease Management, *8*, 346-360.
- Vilnius, D., & Dandoy, S. (1990). A priority rating system for public health programs. Public Health Reports, *105*, 463-470.
- Visser, K., de Vries, S. O., Kitslaar, P. J., van Engelshoven, J. M., & Hunink, M. G. (2003). Cost-effectiveness of diagnostic imaging work-up and treatment for patients with intermittent claudication in The Netherlands. Eur J Vasc Endovasc Surg, *25*, 213-223.
- Wang, G., Zheng, Z., Heath, G., Macera, C., Pratt, M., & Buchner, D. (2002). Economic burden of cardiovascular disease associated with excess body weight in US adults. Am J Prev Med, *23*, 1-6.
- Wang L Y, Y. Q. L. R. W. H. (2003). Economic analysis of a school-based obesity prevention program. Obesity Research, *11(11)*, 1313-1324.
- Wheat, G., Carter, A., McAfee, T., Thompson, R. S., Gayman, J., & Meuchel, K. (1996). Addressing a neglected coronary heart disease risk factor in an HMO: exercise counseling and fitness testing at group health cooperative. Hmo Practice, *10*, 131-136.
- Willett, W. C., Koplan, J. P., Nugent, R., Dusenbury, C., Puska, R., & Gaziano, T. A. (2006). Prevention of Chronic Disease by Means of Diet and Lifestyle Changes. In D. T. Jamison & J. G. Breman & A. R. Measham & G. Alleyne & M. Claeson & D. B. Evans & P. Jha & A. Mills & P. Musgrove (Eds.), Disease Control Priorities in Developing Countries (Second ed., pp. 833-850). New York: Oxford University Press & The World Bank.
- Wilson, M. G., Edmunson, J., & DeJoy, D. M. (1992). Cost effectiveness of work-site cholesterol screening and intervention programs. J. OCCUP. MED., *34*, 642-649.
- Winocour, P. (1995). Cost effective strategies for reducing coronary risk in primary care. British Medical Journal, *311*, 573.



*Fox-Rushby et al. (2006) The cost-effectiveness of behaviour change interventions designed to reduce CHD.*

- Wonderling, D., & Karnon, J. (2000). Economic evaluation of health promotion programmes. In M. Thorogood & Y. Coombes (Eds.), Evaluating Health Promotion: Practice and Methods. Oxford: Oxford University Press.
- Wonderling, D., Langham, S., Buxton, M., Normand, C., & McDermott, C. (1996). What can be concluded from the Oxcheck and British family heart studies: commentary on cost effectiveness analyses.[see comment][comment]. Bmj, 312, 1274-1278.
- Wonderling, D., McDermott, C., Buxton, M., Kinmonth, A. L., Pyke, S., Thompson, S., & Wood, D. (1996). Costs and cost effectiveness of cardiovascular screening and intervention: the British family heart study.[see comment][erratum appears in BMJ 1996 Jul 27;313(7051):198]. Bmj, 312, 1269-1273.
- Wutzke, S. E., Shiell, A., Gomel, M. K., & Conigrave, K. M. (2001). Cost effectiveness of brief interventions for reducing alcohol consumption. Social Science & Medicine, 52, 863-870.
- Yosefy, C., Ginsberg, G. M., Dicker, D., Viskoper, J. R., Tulchinsky, T. H., Leibovitz, E., Gavish, D., & Investigators, I. (2003). Risk factor profile and achievement of treatment goals among hypertensive patients from the Israeli Blood Pressure Control (IBPC) program--initial cost utility analysis. Blood Pressure, 12, 225-231.
- Yu, C. M., Lau, C. P., Chau, J., McGhee, S., Kong, S. L., Cheung, B. M., & Li, L. S. (2004). A short course of cardiac rehabilitation program is highly cost effective in improving long-term quality of life in patients with recent myocardial infarction or percutaneous coronary intervention. Archives of Physical Medicine & Rehabilitation, 85, 1915-1922.
- Yudkin, J. S. (1993). How can we best prolong life? Benefits of coronary risk factor reduction in non-diabetic and diabetic subjects.[erratum appears in BMJ 1993 Jul;307(6896):116]. Bmj, 306, 1313-1318.

#### **Foreign language papers that were not sought (N=14)**

- Bala, M. (2004). [Determining the possibility of collecting reliable data for use in decision making in health care on the example of cost-effectiveness analysis of methods used in smoking cessation]. Przegląd Lekarski, 61, 1180-1183.
- Barba, J., Bastarrika, G., & Garcia Velloso, M. J. (2005). [Imaging modalities in cardiology: the present answers to permanent questions]. Revista de Medicina de la Universidad de Navarra, 49, 31-40.
- Cacciatore, G., Menichelli, M., Albi, F., De Lio, L., & Boccanelli, A. (1998). [Outpatient management program of patients with chronic heart failure]. Giornale Italiano di Cardiologia, 28, 1106-1112.
- Chinaglia, A., Gaschino, G., Asteggiano, R., Titta, G., Gullstrand, R., Bobbio, M., & Trincherio, R. (2002). [Impact of a nurse-based heart failure management program on hospitalization rate, functional status, quality of life, and medical costs]. Italian Heart Journal Supplement, 3, 532-538.
- Dietlein, M., Moka, D., Schmidt, M., Theissen, P., & Schicha, H. (2003). [Prevention, screening and therapy of thyroid diseases and their cost-effectiveness]. Nuclear Medizin, 42, 181-189.
- Efremushkin, G. G., Kulikov, V. P., Osipova, I. V., Mel'nikov, S. A., Krutskikh,

*Fox-Rushby et al. (2006) The cost-effectiveness of behaviour change interventions designed to reduce CHD.*

- L. Z., & Mal'tseva, N. (1991). [Adaptability of patients to freely selected and forced physical exercise after myocardial infarction]. Kardiologiia, 31, 14-16.
- Huang, G., Gu, D., Wu, X., Duan, X., Xu, X., Wu, J., & Xie, B. (2000). [Cost-effectiveness analysis of Beijing Fangshan cardiovascular prevention program in 1992 - 1997]. Chung Hua Yu Fang i Hsueh Tsa Chih [Chinese Journal of Preventive Medicine], 34, 78-80.
- Kubler, W., Niebauer, J., & Kreuzer, J. (1994). [Cost/benefit relations: evaluation of inpatient and ambulatory rehabilitation]. Zeitschrift fur Kardiologie, 6, 151-158.
- Kubler, W. (2005). [Primary prevention of coronary heart disease? What is cost effective in the clinical practice?]. Zeitschrift fur Kardiologie, 94, 92-99.
- Marques-Vidal, P., Arveiler, D., Amouyel, P., Ducimetiere, P., & Ferrieres, J. (2001). [Cost of cardiovascular risk factor prevention in middle-aged French men. The PRIME study]. Revue d Epidemiologie et de Sante Publique, 49, 541-549.
- Monpere, C., Rajoelina, A., Vernochet, P., Mirguet, C., & Thebaud, N. (2000). [Return to work after cardiovascular rehabilitation in 128 coronary patients followed for 7 years. Results and medico-economic analysis].[see comment]. Archives des Maladies du Coeur et des Vaisseaux, 93, 797-806.
- Shibuya, K., & Kunii, O. (2000). [Application of cost-effectiveness analysis of health care interventions in developing countries. A case study in Mauritius]. Nippon Kosshu Eisei Zasshi Japanese Journal of Public Health, 47, 1018-1028.
- Szucs, T. D., & Gutzwiller, F. (1998). [Basic principles of cost-benefit analysis in long-term treatment of risk factors]. Schweizerische Medizinische Wochenschrift. Journal Suisse de Medecine, 128, 1958-1964.
- Wendt, T. (1999). [Ambulatory phase II rehabilitation of heart patients in the Rhine-Main district hospital: the Frankfurt model]. Herz, 1, 24-31.

### **Paers that were requested by interlibrary loan but were not retrieved within the cut-off period (N=12)**

- Anonymous. (1997). Here's how education saved \$173,000. Healthcare Benchmarks, 4, 145-147.
- Assman G, & Schulte H. (1990). Primary Prevention of coronary heart disease in the Federal Republic of Germany: a cost-effectiveness analysis. London: Current Medical Literature.
- Buck D, Godfrey C, Parrott S, & al, e. (1997). Cost effectiveness of smoking cessation interventions. York: Centre for Health Economics, University of York and Health Education Authority.
- Conway L, Pinyopusarek m, Cater R, Penm R, & Stevenson C. (1993, April 1993). The public health significance and cost of illness resulting from drug and alcohol abuse in Australia. Paper presented at the International Symposium on the Economics of Drug and Alcohol Abuse,, Canberra: Australian Institute of

*Fox-Rushby et al. (2006) The cost-effectiveness of behaviour change interventions designed to reduce CHD.*

Health and Welfare.

- Gunning-Scheppers L J. (1990). The Health Benefits of Prevention: A Simulation Approach: Prevent. Den Haag: Citp-gegevens Koninklijke Bibliotheek.
- Health Education Authority and Sports Council. (1992). Report of the National Fitness Survey, England. London: Health Education Authority and Sports Council,.
- Madjid, M., Awan, I., Ali, M., Frazier, L., & Casscells, W. (2005). Influenza and atherosclerosis: vaccination for cardiovascular disease prevention. Expert Opinion on Biological Therapy, 5, 91-96.
- Maier, W., & Meier, B. (1998). Interventional cardiology in perspective: impact on cardiac rehabilitation. European Heart Journal, 19.
- National Cholesterol Education Program (NCEP). (1994). Second report of the expert panel on detection, evaluation, and treatment of high blood cholesterol in adults. Circulation, 89, 1333-1445.
- Raskin E, & Williams L. (2003). Brief intervention: cost-effective help for problem drinkers. Issue Brief (George Wash Univ Med Cent Ensuring Solut Alcohol Probl), 1-2.
- Shakeshaft A P, Bowman J A, Burrows S, Doran C M, & Sanson-Fisher R W. (2002). Community-based alcohol counselling: a randomized clinical trial. Addiction, 97, 1449-1463.
- Standing Medical Advisory Committee. (1990). Blood cholesterol testing: the cost effectiveness of opportunistic testing. London: Department of Health.

### Appendix 3: Data Extraction Form

<b>Reference number</b>	
<b>Reference</b>	
<b>Reference checked by:</b>	
<b>Date</b>	
<b>Study objectives</b>	
<b>Inclusion/exclusion</b>	
1. What type of paper is it?	- Prim/secondary study <input type="checkbox"/> go to question 3 - Review paper <input type="checkbox"/> ..... is paper published after 1994? Yes <input type="checkbox"/> (keep) ... check refs <input type="checkbox"/> use for discussion? <input type="checkbox"/> No <input type="checkbox"/> (exclude) - Other <input type="checkbox"/> exclude
2. Is the paper published after 1989?	Yes <input type="checkbox"/> (keep) No <input type="checkbox"/> (exclude and terminate review of paper)
3. Is it a full economic evaluation (costs & effects for at least two alternatives)?	Yes <input type="checkbox"/> (keep) No <input type="checkbox"/> (exclude and terminate review of paper)
4. Is the reduction of risk/behaviour change in relation to CHD the primary objective?	Yes <input type="checkbox"/> (keep) No <input type="checkbox"/> (exclude and terminate review of paper)
5. Does it <u>only</u> focus on one or more of the following: screening techniques; diagnostic approaches; drug interventions (including nicotine gum); psychiatric interventions delivered as part of the therapeutic process for people with mental ill health?	Yes <input type="checkbox"/> (exclude and terminate review of paper) No <input type="checkbox"/> (keep)
6. Is data extractable for a stand alone behaviour change or health promotion programme <sup>1</sup> ?	Yes <input type="checkbox"/> (keep) No <input type="checkbox"/> (exclude and terminate review of paper)

<sup>1</sup> Including: Individual-level health promotion and disease prevention interventions (targeted and general); Community-level health promotion and disease prevention interventions (including family interventions); Community-level and area-based development and regeneration interventions and programmes; School- and workplace-based interventions and programmes; Mass media and communications interventions.

7. Must the intervention be delivered in a secondary or tertiary care setting?		Yes <input type="checkbox"/> (exclude and terminate review of paper) No <input type="checkbox"/> (keep)
8. Is it a secondary prevention intervention (patients that have had a coronary event)?		Yes <input type="checkbox"/> (exclude and terminate review of paper) No <input type="checkbox"/> (keep)
9. A study where behaviour change is assumed to occur but no intervention is stated?		Yes <input type="checkbox"/> (exclude and terminate review of paper) No <input type="checkbox"/> (keep)
<b>Methods</b>		
<b>Target population</b>	Individual <input type="checkbox"/> Community <input type="checkbox"/> Population <input type="checkbox"/> Other <input type="checkbox"/> Please describe other: .....	
<b>Provider</b>		
<b>Setting</b>	Hospital <input type="checkbox"/> Primary Care <input type="checkbox"/> Nursing Home <input type="checkbox"/> Community Centre <input type="checkbox"/> School <input type="checkbox"/> Cannot determine <input type="checkbox"/> Does not apply <input type="checkbox"/> Other <input type="checkbox"/> Please describe other: .....	
<b>Country</b>		
<b>Intervention(s)</b>	Diet/nutrition <input type="checkbox"/> and Exercise <input type="checkbox"/> and Smoking <input type="checkbox"/> and Alcohol <input type="checkbox"/> and Weight <input type="checkbox"/> and Other <input type="checkbox"/> Describe other	
<b>Total Sample size</b>		
<b>Sample of:</b>	Children <input type="checkbox"/> and Teenagers <input type="checkbox"/> and Adults <input type="checkbox"/> and Older adults (60+) <input type="checkbox"/>	
<b>Sample mean</b>	<b>Sample age range</b>	
<b>Disease/state</b>	Population risk <input type="checkbox"/> and At increased risk <input type="checkbox"/> and Cardiac event <input type="checkbox"/>	
<b>Was incidence or prevalence of CHD reported?</b>	No <input type="checkbox"/>	
	Yes <input type="checkbox"/> → What was reported ?	
	What was/were the figure(s) & time horizon?	
<b>Can incidence or prevalence of CHD be calculated?</b>	No <input type="checkbox"/>	
	Yes <input type="checkbox"/> → What was reported ?	
	What are the figure(s) & time horizon?	
<b>Gender</b>	Male <input type="checkbox"/> Female <input type="checkbox"/> Both Males & Females <input type="checkbox"/>	
<b>Ethnicity of sample</b>	White <input type="checkbox"/> Black African <input type="checkbox"/> Black Caribbean <input type="checkbox"/> Indian <input type="checkbox"/> Pakistani <input type="checkbox"/> Bangladeshi <input type="checkbox"/> Chinese <input type="checkbox"/> Japanese <input type="checkbox"/> Not Stated <input type="checkbox"/> Other <input type="checkbox"/> If Other, please describe	

Work in public relations, marketing and advertising; Interventions and approaches within social care, applied psychology, prison and probationary services; Macro level and legislative interventions and policies, and the structures and systems that support their implementation.

<b>Procedures control</b>	Content of control pathway:		
	Duration/frequency/intensity of control pathway:		
	Delivery mode:		
	Who delivers the control pathway:		
<b>Procedures Intervention(s)</b>	Content of intervention pathway:		
	Duration/frequency/intensity of intervention pathway:		
	Delivery mode:		
	Who delivers the intervention pathway:		
<b>Who funded the study?</b>	<b>Who funded the intervention, if different to study funder?</b>		
<b>Design of the paper</b> (tick as many as appropriate)	RCT (individual) <input type="checkbox"/>	RCT (Cluster) <input type="checkbox"/>	Non-randomised CT <input type="checkbox"/>
	Cross-sectional <input type="checkbox"/>	Cohort Study <input type="checkbox"/>	Case-control study <input type="checkbox"/>
	Controlled before-and-after studies <input type="checkbox"/>	Interrupted time series (ITS) studies <input type="checkbox"/>	Correlation studies <input type="checkbox"/>
	Expert opinion <input type="checkbox"/>	Formal consensus <input type="checkbox"/>	Decision tree <input type="checkbox"/>
	Markov model <input type="checkbox"/>	Epidemiology/Regression <input type="checkbox"/>	Other <input type="checkbox"/>
	Please describe other: .....		
<a href="#">Does GLG have a copy of any modelling papers?</a>			
<b>Analytic method</b>	Cost-effectiveness analysis <input type="checkbox"/> Cost-utility analysis <input type="checkbox"/> Cost-benefit analysis <input type="checkbox"/> Cost minimisation analysis <input type="checkbox"/> Cost consequences analysis <input type="checkbox"/>		
<b>Author's Perspective</b>	Societal <input type="checkbox"/>	Government <input type="checkbox"/>	Patient and patient family <input type="checkbox"/>
	NHS <input type="checkbox"/>	Health Maintenance Organisation (HMO) <input type="checkbox"/>	Other Governmental Department or Organization program <input type="checkbox"/>
	Self-insured employer <input type="checkbox"/>	Cannot determine <input type="checkbox"/>	Does not apply <input type="checkbox"/>
	Health Care provider <input type="checkbox"/>	Private insurer <input type="checkbox"/>	Other <input type="checkbox"/>
	Did not state <input type="checkbox"/>	Please describe Health Care provider/ Private insurer/ Other: .....	
<b>Reviewers interpretation of study perspective</b>	Please describe Health Care provider/ Private insurer/ Other: .....		

<b>Time horizon of intervention</b>	
<b>Time horizon of analysis</b>	
<b>Health outcomes/benefits</b>	
<b>List all benefit/effectiveness measures used</b> <i>(Including: intermediate process measures, health/quality of life and non-health measures, impact of inequalities and any utility scores)</i>	1.
	2.
	3.
	4.
	5.
	6.
	7.
	8.
	9.
	10.
<b>If QALYs or life years were used. What discount rate was used?</b>	
<b>Benefit/effectiveness data sources.</b> If a primary study, how was data collected? If a secondary study (modelling etc.) what were the data sources? ♦Meta-analyses, systematic reviews of RCTs, or RCTs (including cluster RCTs). ♦Systematic reviews of, or individual, non-randomised controlled trials,	1.
	2.
	3.
	4.
	5.
	6.
	7.

◆case-control studies, cohort studies, controlled before-and-after studies, interrupted time series studies, correlation studies. ◆Non-analytic studies (for example, case reports, case series studies). ◆Expert opinion, formal consensus.	8.
	9.
	10.
<b>Costs</b>	
<b>What resources were costed?</b>	
<b>Source of resource use data?</b>	
<b>Source of unit costs</b>	
<b>Costs Discount Rate</b>	
<b>Year of costing</b>	
<b>Currency</b>	
<b>Costs reported as</b>	Average <input type="checkbox"/> Marginal <input type="checkbox"/> Incremental <input type="checkbox"/> Total <input type="checkbox"/> Other <input type="checkbox"/> specify other .....



Results					
Summary ICER'S					
I		II		III	
<b>Health Sector Perspective – no cost savings</b>		<b>Health sector plus other</b>		<b>Societal (savings included)</b>	
ICER for intervention 1 =		ICER=		ICER=	
<b>Was ICER Given or recalculated</b>	Given <input type="checkbox"/>	<b>Perspective</b>		<b>Was ICER Given or recalculated</b>	Given <input type="checkbox"/>
	Recalculated <input type="checkbox"/>				Recalculated <input type="checkbox"/>
		<b>Savings included?</b>	Yes <input type="checkbox"/>		
			No <input type="checkbox"/>		
			Not stated clearly <input type="checkbox"/>		
<b>Further results</b> (Including for both trial and intervention(s) disaggregated and total effects and cost, and ICER(s).)					
Sensitivity analysis					
<b>Variables used in sensitivity analysis</b>	1.				
	2.				
	3.				
	4.				
	5.				

<b>Type of sensitivity analysis</b>	
<b>Main impacts of sensitivity analysis:</b> 1.	
2.	
3.	
4.	
5.	
<b>Conclusions</b>	
1.	
2.	
3.	
4.	
5.	
<b>Data for evidence statements</b>	
How does the content of the intervention influence effectiveness?	
How does the way that the intervention is carried out influence effectiveness?	
Does the effectiveness depend on the job title/position of the deliverer (leader)? What are the significant features of an effective delivery leader?	
Does the site/setting of delivery of the intervention influence effectiveness?	
Does the intensity (how much? how long? How often?) of the intervention influence effectiveness/duration of effect?	
Does the effectiveness of the intervention vary with different characteristics within the target population such as age, sex class and ethnicity?	
Does the intervention have differential impact on inequalities in health?	
What are the barriers to implementing this intervention successfully?	
Does the paper identify any evidence gaps and/or make any recommendations for further research? Yes <input type="checkbox"/> No <input type="checkbox"/>	
<b>What were the gaps and/or recommendations:</b> 1.	
2.	
3.	

*Fox-Rushby et al. (2006) The cost-effectiveness of behaviour change interventions designed to reduce CHD.*

4.			
5.			
<b>References: If any of the references in this paper need to be retrieved and reviewed list them below</b>			
1.			
2.			
3.			
4.			
5.			
<b>Reviewers' Comments (Not for publication): Strengths, limitations and any other points of interest</b>			
<b>General:</b>			
<b>Specific:</b>			
If this intervention(s) were to be modelled, what <b>aspects</b> of this paper could be useful?			
<b>Aspects</b>	<b>Yes</b>	<b>No</b>	<b>Any comments</b>
Model structure			
Transition probabilities/risks etc			
Resource use			
Cost data			
Outcomes/effects			
Utility values			
Other			

Quality (Amended Drummond et al.'s 35 Item Checklist - Campbell Collaboration version)	Yes	NO	Not Clear	Not Appropriate
<b>Study design</b>				
1) The research question is stated				
2) The economic importance of the research question is stated				
<b>N1) The target decision maker is stated or can be inferred</b>				
3) The viewpoint(s) of the analysis are clearly stated and justified				
4) The rationale for choosing the alternative programmes or interventions compared is stated				
5) The alternatives being compared are clearly described				
6) The form of economic evaluation used is stated				
7) The choice of form of economic evaluation is justified in relation to the questions addressed				
<b>Data collection</b>				
8) The source(s) of effectiveness estimates used are stated				
9) Details of the design and results of effectiveness study are given (if based on a single study) <b>ANSWER 9 OR 10</b>				
<b>N2) Effectiveness year are recorded</b>				
10) Details of the method of synthesis or meta-analysis of estimates are given (if based on a overview of a number of effectiveness studies) <b>ANSWER 9 OR 10</b>				
11) The primary outcome measure(s) for the economic evaluation are clearly stated				
12) Methods to value health states and other benefits are stated (e.g. only applies to QALYs, DALYs, WTP, etc.)				
13) Details of the subjects from whom valuations were obtained are given				
<b>N3) Details of life expectancy are given</b>				
<b>N4) Details of compliance are given (Compliance with the intervention)</b>				
14) Productivity changes (if included) are reported separately				
15) The relevance of productivity changes to the study question is discussed				
<b>N5) Resources year are recorded</b>				
16) Quantities of resources are reported separately from their unit costs				
17) Methods for the estimation of quantities and unit costs are described				
<b>N6) Details of technological availability are given</b>				
18) Currency and price data are recorded				
19) Details of currency of price adjustments for inflation or currency conversion are given				
20) Details of any model used are given				
21) The choice of model used and the key parameters on which it is based are justified				

<b>Analysis and interpretation of results</b>				
22) Time horizon of costs and benefits is stated				
23) The discount rate(s) is stated				
24) The choice of rate(s) is justified				
25) An explanation is given if costs or benefits are not discounted				
26) Details of statistical tests and confidence intervals are given for stochastic data				
27) The approach to sensitivity analysis is given (deterministic, probabilistic etc.)				
28) The choice of variables for sensitivity analysis is justified				
29) The ranges over which the variables are varied are <b>stated</b>				
30) Relevant alternatives are compared				
31) Incremental analysis is reported				
<b>N7) Details of analysis to transfer to another jurisdiction are stated</b>				
32) Major outcomes are presented in a disaggregated as well as aggregated form				
33) The answer to the study question is given				
34) Conclusions follow from the data reported				
35) Conclusions are accompanied by the appropriate caveats				
<b>N8) Conclusions address the generalisability of results</b>				

#### **Appendix 4: Data Extraction Manual**

Item	Response options	Definition
Reference number	Open ended	The reference number written on the document.
Reference	Open ended	Full reference in Harvard format.
Reference checked by:	Open ended	Initials of reviewer.
Date	Open ended	Date review took place.
Study objectives	Open ended	Objectives of the research as set out by the author(s) or reviewer if the former are imprecise.
<b>Sequential inclusion/exclusion</b>		
1. What type of paper is it?	Tick boxes - Prim/secondary study - Review paper ( ..is paper published after 1994?) - Other	If a primary or secondary study, go to inclusion/exclusion item 2. If a review paper published after 1994; check the references for appropriate primary studies to be retrieved and reviewed; assess if it will be useful to include in the discussion of this rapid systematic review. If it fails to meet any of these criteria including other (not a primary, secondary or review study) it should be excluded.
2. Is the paper published after 1989?	Yes and No tick boxes	If Yes assess it against the next inclusion/exclusion criteria. If No exclude the paper.
3. Is it a full economic evaluation (costs & effects for at least two alternatives)?	Yes and No tick boxes	If Yes assess it against the next inclusion/exclusion criteria. If No exclude the paper.
4. Is the reduction of risk/behaviour change in relation to CHD/CVD the primary objective?	Yes and No tick boxes	If Yes assess it against the next inclusion/exclusion criteria. If No exclude the paper.
5. Does it <u>only</u> focus on one or more of the following: screening techniques; diagnostic approaches; drug interventions (including nicotine gum); psychiatric interventions delivered as part of the therapeutic process for people with mental ill health?	Yes and No tick boxes	If Yes exclude the paper. If No assess it against the next inclusion/exclusion criteria.

6. Is data extractable for a stand alone behaviour change or health promotion programme <sup>2</sup> ?	Yes and No tick boxes	If Yes assess it against the next inclusion/exclusion criteria. If No exclude the paper.
7. Is the intervention delivered in a secondary or tertiary care setting?	Yes and No tick boxes	If Yes exclude the paper. If No assess it against the next inclusion/exclusion criteria.
8. Is it a secondary prevention intervention (patients that have had a coronary event)?	Yes and No tick boxes	If Yes exclude the paper. If No assess it against the next inclusion/exclusion criteria.
9. A study where behaviour change is assumed to occur but no intervention is stated?	Yes and No tick boxes	If Yes exclude the paper. If No review the paper in full.
<b>Methods</b>		
Target population	Tick boxes	<b>Individual:</b> interventions targeted at individuals. For example, one on one counselling on diet in the primary care setting. <b>Community:</b> Interventions targeted at a specific group of people and delivered to more than one person at a time. For example group interventions such as exercise groups targeted at schools, workplaces, restaurants or supermarkets. <b>Population:</b> Regional or national interventions delivered to multiple persons simultaneously e.g. mass media or legislation. <b>Other:</b> Any intervention not meeting one of the above criteria. Give full details of the intervention.
Provider	Open ended	State provider if it is stated or can be inferred.
Setting	Tick box for: Hospital Primary Care Nursing Home Community Centre School Cannot determine	Tick the appropriate category. If no category is appropriate tick other and give full details.

<sup>2</sup> Including: Individual-level health promotion and disease prevention interventions (targeted and general); Community-level health promotion and disease prevention interventions (including family interventions); Community-level and area-based development and regeneration interventions and programmes; School- and workplace-based interventions and programmes; Mass media and communications interventions.  
Work in public relations, marketing and advertising; Interventions and approaches within social care, applied psychology, prison and probationary services; Macro level and legislative interventions and policies, and the structures and systems that support their implementation.

	Does not apply Other	
Country	Open ended	State country if specified or can be ascertained from region specified.
Intervention(s)	Tick boxes for: Diet/nutrition Exercise Smoking Alcohol Weight Other	Tick as many categories as apply. Cholesterol lowering interventions should be categorised as diet and nutrition. If none of the categories are applicable tick other and give full details of the intervention.
Total Sample size	Open ended	State the sample size stated in the paper.
Sample of:	Tick boxes for: Children Teenagers Adults Older adults (60+)	Tick as many boxes as are appropriate based upon text or age data from the paper.
Sample mean	Open ended	State the mean age of the sample if reported.
Sample age range	Open ended	State the age range of the sample if reported.
Disease/state	Tick boxes for: Population risk At increased risk Cardiac event	Tick as many boxes as are appropriate. Population risk: healthy individuals at minimum risk of developing CHD. At increased risk: individuals with one or more characteristics placing them at increased risk of CHD, e.g. increasing age, young relatives with CHD, elevated blood cholesterol, high triglyceride with low HDL, elevated blood pressure, diabetes, smoking, obesity, inactivity, excessive alcohol, excessive stress. Cardiac event: individuals who have suffered a cardiac event e.g. myocardial infarction etc.
Was incidence or prevalence of CHD reported?	Yes and No tick boxes	Tick as appropriate
	What was reported?	Report whether incidence or prevalence was reported and specifically which health condition was reported e.g. myocardial infarction etc.
	What was/were the figure(s) & time horizon?	State statistic quoted and time horizon e.g. 10/10,000 per year.



Can incidence or prevalence of CHD be calculated?	Yes and No tick boxes	Tick as appropriate
	What was reported?	Report whether incidence or prevalence was reported and specifically which health condition was reported e.g. myocardial infarction etc.
	What was/were the figure(s) & time horizon?	State statistic quoted and time horizon e.g. 10/10,000 per year.
Gender	Tick boxes for: Male Female Both Males & Females	Tick appropriate box.
Ethnicity of sample	Tick boxes for: White Black African Black Caribbean Indian Pakistani Bangladeshi Chinese Japanese Not Stated Other	Tick as many boxes as appropriate. If an ethnic group is stated that does not appear here tick other and give details.
Procedures control	Open ended: Content of control pathway	Give as much detail as possible.
	Open ended: Duration/frequency/intensity of control pathway	Give as much detail as possible. If there is no information, please state this.
	Open ended: Delivery mode	Give as much detail as possible. If there is no information, please state this.
	Open ended: Who delivers the control pathway	Give as much detail as possible. If there is no information, please state this.
Procedures Intervention(s)	Open ended: Content of intervention pathway	Give as much detail as possible.
	Open ended: Duration/frequency/intensity of intervention pathway	Give as much detail as possible. If there is no information, please state this.

	Open ended: Delivery mode	Give as much detail as possible. If there is no information, please state this.
	Open ended: Who delivers the intervention pathway	Give as much detail as possible. If there is no information, please state this.
Who funded the study?	Open ended	If stated in the article, please state funder of the study.
Who funded the intervention, if different to study funder?	Open ended	If stated in the article, please state funder of the intervention if different to the study funder.
Design of the paper (tick as many as appropriate)	Tick boxes for: RCT (individual) RCT (Cluster) Non-randomised CT Cross-sectional Cohort Study Case-control study Controlled before-and-after studies Expert opinion Interrupted time series (ITS) studies Correlation studies Formal consensus Decision tree Markov model Epidemiology/Regression Other	Tick as many boxes as appropriate, e.g. for a 5 year RCT (individual) with survival estimated for 20 years using a Markov Model both of these designs need to be ticked.
Analytic method	Tick boxes for: Cost minimisation analysis Cost consequences analysis Cost-effectiveness analysis Cost-utility analysis Cost-benefit analysis	<b>Cost minimisation analysis:</b> When the outcomes of two alternatives are the same or not significantly different they can be compared solely on costs. <b>Cost consequences analysis:</b> Alternatives are compared by presenting relevant costs and multiple relevant consequences (outcome measures). <b>Cost-effectiveness analysis:</b> Costs valued in money and compared to a single primary health outcome (not utility or money). Results are usually presented as a ration of cost per unit of the primary health outcome (average or incremental). <b>Cost-utility analysis:</b> A form of cost-effectiveness where costs are valued in money and outcomes in terms of utility, e.g. Quality adjusted

		life years (QALYs). Results are usually presented as a ration of cost per utility unit. <b>Cost-benefit analysis:</b> Costs valued in money and compared with outcomes valued in money.
Author's perspective	Tick boxes for: Societal Government Patient and patient family NHS Health Maintenance Organisation (HMO) Other Governmental Department or Organization program Self-insured employer Cannot determine Does not apply Health Care provider Private insurer Did not state Other	Tick the appropriate box if the perspective is stated in the paper; otherwise tick not stated. Please describe health care provider, private insurer and other.
Reviewers interpretation of study perspective	Open ended	State if you agree with the author, if not, give your interpretation of the study perspective. Please describe health care provider, private insurer and other.
Time horizon of intervention	Open ended	Report how long the intervention lasted.
Time horizon of analysis	Open ended	Report the time over which the analysis spans.
Health outcomes/benefits		
List all benefit/effectiveness measures used (Including: intermediate process measures, health/quality of life and non-health measures, impact of inequalities and any utility scores)	Open ended	Report all benefit measures used except cost savings.
If QALYs or life years were used. What discount rate was used?	Open ended	State the health outcomes discount rate.
Benefit/effectiveness data sources. If a primary study, how was data collected?	Open ended	Primary: state methods e.g. self-report questionnaire with a bidding game WTP, etc.

<p>If a secondary study (modelling etc.) what were the data sources?                  ◆Meta-analyses, systematic reviews of RCTs, or RCTs (including cluster RCTs).                  ◆Systematic reviews of, or individual, non-randomised controlled trials,                  ◆Case-control studies, cohort studies, controlled before-and-after studies, interrupted time series studies, correlation studies.                  ◆Non-analytic studies (for example, case reports, case series studies).                  ◆Expert opinion, formal consensus.</p>		<p>Secondary: give study type (see below) and failing this provide references.                  Study types:                  ◆Meta-analyses, systematic reviews of RCTs, or RCTs (including cluster RCTs).                  ◆Systematic reviews of, or individual, non-randomised controlled trials,                  ◆Case-control studies, cohort studies, controlled before-and-after studies, interrupted time series studies, correlation studies.                  ◆Non-analytic studies (for example, case reports, case series studies).                  ◆Expert opinion, formal consensus.</p>
<b>Costs</b>		
What resources were costed?	Open ended	Report all cost components included in the study, including benefit/cost savings e.g. nurse time, charge for community centre.
Source of resource use data?	Open ended	Report sources of data e.g. in a primary study time and motion may have been used; in a primary or secondary study published unit costs may have been used.
Source of unit costs	Open ended	Cite the actual source of the unit costs e.g. finance department of an NHS trust, unit cost manual, British National Formulary, published study etc.
Costs Discount Rate	Open ended	State discount rate used in main analysis
Year of costing	Open ended	State the year for which costs are estimated
Currency	Open ended	State currency or currencies
Costs reported as:	Tick boxes for: Average Marginal Incremental Total	<p><b>Average cost:</b> Total cost divided by total quantity.  <b>Marginal cost:</b> Additional cost that stems from a unit change in health outcome. (Ratio calculation =change in total cost/change in total volume).  <b>Incremental cost:</b> The difference in the costs of two alternatives. (Incremental cost-effectiveness ratio = difference in cost /difference in outcome between the two alternatives).  <b>Total cost:</b> Sum of all costs.</p>
Summary ICER'S		

Health Sector Perspective – no cost savings/ Health sector plus other/ Societal (savings included)	Headings under which to report ICERS (incremental cost effectiveness ratios)	Allocate according to actual perspective. (Readers should see perspective for a review of the definitions)
ICER for intervention 1	Open ended	Report ICER or ICERs (definition above).
Was ICER Given or recalculated	Tick boxes for: Given Recalculated	State whether ICER was given or had to be calculated.
Perspective	Open ended	See definitions above
Savings	Yes and No tick boxes	Tick Yes if savings are included, otherwise tick No.
Further results (Including for both trial and intervention(s) disaggregated and total effects and cost, and ICER(s).	Open ended	Report any ICERS not included above. Total effects and for interventions and controls. Total costs of the intervention(s) and control including any savings. Any independent variables that mediate the effects of the intervention e.g. inequalities in health.
<b>Sensitivity analysis</b>		
Variables used in sensitivity analysis	Open ended	List all variables used in the sensitivity analysis
Type of sensitivity analysis	Open ended	Report if it is deterministic (one-way, two-way, multi-way) or probabalistic
Main impacts of sensitivity analysis	Open ended	Report what impact the sensitivity analysis has on the findings compared to the base case analysis.
<b>Conclusions</b>		
Conclusions	Open ended	Report main conclusions of the study as identified by the author(s).
<b>Data for evidence statements</b>		
How does the content of the intervention influence effectiveness?	Open ended	Give any information provided in the paper that addresses this issue e.g. did the addition of one element increase the effectiveness and cost- effectiveness of one intervention over another.
How does the way that the intervention is carried out influence effectiveness?	Open ended	Give any information provided in the paper that addresses this issue.
Does the effectiveness depend on the job title/position of the deliverer (leader)? What are the significant features of an effective deliverery leader?	Open ended	Give any information provided in the paper that addresses this issue.
Does the site/setting of delivery of the intervention influence effectiveness?	Open ended	Give any information provided in the paper that addresses this issue.

*Fox-Rushby et al. (2006) The cost-effectiveness of behaviour change interventions designed to reduce CHD.*

Does the intensity (how much? how long? How often?) of the intervention influence effectiveness/duration of effect?	Open ended	Give any information provided in the paper that addresses this issue.
Does the effectiveness of the intervention vary with different characteristics within the target population such as age, sex class and ethnicity?	Open ended	Give any information provided in the paper that addresses this issue.
Does the intervention have differential impact on inequalities in health?	Open ended	Give any information provided in the paper that addresses this issue
What are the barriers to implementing this intervention successfully?	Open ended	Give any information provided in the paper that addresses this issue and any barriers that you can infer e.g. does the intervention rely on cooperation from food manufacturers.
Does the paper identify any evidence gaps and/or make any recommendations for further research?	Yes and No tick boxes	Tick the appropriate box.
	Open ended: What were the gaps and/or recommendations	List any gaps or recommendations highlighted by the author.
<b>References</b>		
References: If any of the references in this paper need to be retrieved and reviewed list them below	Open ended	List any appropriate references.
<b>Reviewers' Comments (Not for publication): Strengths, limitations and any other points of interest</b>		
General	Open ended	List the strengths, limitations and any other points of interest you Have identified in the paper.
Specific: If this intervention(s) were to be modelled, what aspects of this paper could be useful?	Yes and No tick boxes and open ended comments if applicable for: Model structure Transition probabilities/risks etc Resource use Cost data Outcomes/effects Utility values Other	Tick appropriate box and give comments if required.
<b>Quality</b>		
Drummond et al.'s 35 Item Checklist	Tick boxes for all 35 items with the options of:	Follow guidance set out in Drummond et al. (1996) and Drummond et al (1997).

	Yes NO Not Clear Not Appropriate	
<b>Generalisability items</b>		
The target decision maker is stated or can be inferred		
Effectiveness year are recorded	Tick boxes for: Yes NO <i>Not Clear</i> Not Appropriate	Tick the appropriate box.
Details of life expectancy are given	Tick boxes for: Yes NO <i>Not Clear</i> Not Appropriate	Tick the appropriate box
Details of compliance are given (Compliance with the intervention)	Tick boxes for: Yes NO <i>Not Clear</i> Not Appropriate	Tick the appropriate box
Resources year are recorded	Tick boxes for: Yes NO <i>Not Clear</i> Not Appropriate	Tick the appropriate box
Details of technological availability are given	Tick boxes for: Yes NO <i>Not Clear</i> Not Appropriate	Tick the appropriate box
Details of analysis to transfer to another jurisdiction are stated	Tick boxes for: Yes	Tick the appropriate box

*Fox-Rushby et al. (2006) The cost-effectiveness of behaviour change interventions designed to reduce CHD.*

	NO <i>Not Clear</i> Not Appropriate	
Conclusions address the generalisability of results	Tick boxes for: Yes NO <i>Not Clear</i> Not Appropriate	Tick the appropriate box



## **Appendix 5: Summary of context of fully reviewed papers**

Table 5.1. Summary of context of fully reviewed papers on exercise

Ref.	Provider	Target Population	Setting	Disease/ State	Intervention	Comparator group	Time horizon of intervention	Funder of study
Munro et al. (1997)	NHS	Community	Community centre	At increased risk	Regular exercise (aerobic style) provided in over 65s by qualified instructors; 1.5 hour of exercise, twice-week	No intervention	Not stated	Public
Jones et al. (1994)	Not stated	Population	Does not apply	At increased risk	The exercise programme of walking was for 1 hour per day for 5 days per week	Sedentary behaviour	Not stated	Not stated

Table 5.2. Summary of context of fully reviewed papers on smoking

Ref.	Provider	Target Population	Setting	Disease/ State	Intervention	Comparator group	Time horizon of intervention	Funder of study
Ong et al. (2004)	Government	Population	Workplace	Population risk	Implementation of a nationwide smoke-free workplace policy delivered by government and employers	No intervention	Permanent (unclear)	No information
Plans-Rubio (2004)	National Cholesterol Education Programme (NCEP) Expert Panel on Detection, Evaluation and Treatment of High blood Cholesterol in Adults (inferred)	Individual	Primary Care	At increased risk	Medical counselling targeting at smoking cessation and delivered by physicians	No intervention	Not stated	No financial support from any public or private institution
Phillips, et al. (1993)	Heartbeat Wales Program (HBW)	Population	Cannot determine	At increased risk	The Heartbeat Wales Program, public education campaigns along with supportive policy and infrastructure change, aimed to reduce smoking prevalence within Wales by 1% per year for the first 5 years.	No intervention	Welsh Office and NHS within Wales	No information

Table 5.3. Summary of context of fully reviewed papers on combined interventions

	Provider	Target Population	Setting	Disease/ State	Combination of Interventions	Intervention	Comparator group	Time horizon of intervention	Funder of study
Lindgren et al. (2003)	County council	Population	Home	At increased risk	Diet & Exercise	Patients undergo a first typical check-up/ randomised and then received advice on diet and/or exercise from a physician or dietician.	No intervention	Not stated	Stockholm county council and Swedish Heart and Lung Foundation
Lindholm et al. (1996)	Local authority, adult education, media and food retailers	Population & Individual	North Sweden rural authority	At general & at increased risk	Diet & Other	Health education/promotion and advice on lifestyle factors delivered through media, food labelling, sports clubs, screening and advice on risk factors by health care personnel.	Screening examination for cardiovascular risk factors, delivered annually by trained nurses	5 years	Not stated
Finkelstein et al. (2002)	Massachusetts Department of Public Health and the evaluation team of the School of Public Health and Health Sciences at the University of Massachusetts-Amherst and the Dana Farber Cancer Institutes Centre for Community-Based Research.	Individual	Hospital, Visiting Nurse Associations, Community Healthcare Centres	At increased risk	Diet & Exercise & Counselling	Women received CVD screening tests and brief individual lifestyle counselling session. Moreover women at enhanced intervention (EI) sites received further counselling sessions and group intervention activities that focused on improving physical activity levels and nutrition. Screening lasted 3 to 8 hours. Delivery mode of intervention: Computerised health risk appraisal and one-on-one lifestyle counselling and group activities in EI.	No intervention	1 year	Not stated

*Fox-Rushby et al. (2006) The cost-effectiveness of behaviour change interventions designed to reduce CHD.*

Dalziel et al. (2005)	Employer	Community	Workplace	At general risk	Diet & Exercise & Smoking & Weight	Screening, general health education (posters, brochures, personal letters, progress charts, group discussion on: diet to reduce serum cholesterol, advice on ceasing smoking for those smoking 5+ cigarettes a day, weight reduction for >15% overweight, daily exercise for the sedentary and treatment of hypertension for those with systolic pressure averaged 160Hg or more). Men with the highest risk of CHD also received individual and sustained advice including personal consultation with a doctor. Frequency of intervention; 4 contacts of 15 minutes in 1 <sup>st</sup> year, while non high risk contacted after first 2 years. Intervention delivered by factory doctor & nurse.	No intervention	Not stated	World Health Organisation
-----------------------	----------	-----------	-----------	-----------------	------------------------------------	--	-----------------	------------	---------------------------

Table 5.4: Summary of context of fully reviewed papers on diet-related interventions

Ref.	Provider	Target Population	Setting	Disease/State	Intervention	Comparator group	Time horizon of intervention	Funder of study
Stinnett, et al. (1996)	Health Care Provider (based on guidance from the Panel of Cost-Effectiveness in Health and Medicine)	Individual	Does not apply	At increased risk	Step I diet; first step for cholesterol reduction in adults. Outpatients were given dietary advice and follow-up counselling based on the step I diet.	Treatment with Niacin	50 years	Not stated
Phillips et al. (2000)	Consumer	Population	Cannot determine	At increased risk	Use Flora pro. active in conjunction with diet	No intervention	Permanent	Not stated
Kinlay et al.(1994)	Government	Population	Does not apply & primary care	At general risk	1) Educating the community or encouraging people to choose different food from those normally consumed to reduce blood cholesterol levels (modelled on Stanford Three Cities Study) 2) Moderate risk strategy similar to high risk with the addition those with cholesterol >5.5mmol/L being counselled on diet by GP (modelled on Australian Heart Association recommendations) 3) high risk strategy (cholesterol >6.5mmol/L) a drug such as cholestyramine is prescribed. The interventions were delivery by mass media and general practitioners.	Unclear	5 years	Not stated
Johannesson & Fagerberg (1992)	Not stated	Individual	Hospital	At increased risk	Dietary programme that aimed to reduce body weight by at least 5%; to restrict sodium intake to ≤ 95 mmol/day; and to decrease alcohol intake in patients consuming ≥ 250 g/week (pure alcohol) Duration:6 weeks/13 visits to the nurse and 4 to the physician	No intervention	1 year	Not stated
Services, D. o. H. a. H. (2003).	Department of health and human services and food producers	Population	Does not apply	At general risk	Labelling food with the trans fatty acid content	No intervention	Permanent	Department of health and human services
Bendich et al. (1997)	Not stated	Individual	Does not apply	At general risk	Vitamin E supplementation provided for at least 100 IU /day for two or more years	No intervention	Not stated	Not stated

*Fox-Rushby et al. (2006) The cost-effectiveness of behaviour change interventions designed to reduce CHD.*

Assmann & Schulte (1990)	Not stated	Population	Does not apply	At increased risk	If the LDL-cholesterol concentration is <4.14 mmol/L and the HDL-cholesterol value $\geq$ 0.9 mmol/L and the triglyceride concentration <2.3 mmol/L, the patient should be given dietary advice with appropriate compliance controls.	No intervention	Not stated	Not stated
Tosteson et al (1997)	Possibly Health Service Perspective	Population	Cannot Determine	At general risk	Cholesterol lowering intervention programme, as delivered in North Karelia, Stanford 3 community study, Stanford 5-city project. "These interventions consisted of education through media campaigns, including tv, radio, newspaper and other printed material, and direct education through community activities and face to face instruction	No intervention	25 years	Agency for Health Care Policy and Research and the National Heart, Lung and Blood Institute.
Tice et al. (2001)	Not stated	Population	Does not apply	At general risk	A diet that includes enriched grain products to increase folic acid intake by 100 $\mu$ g/d.	No intervention	10 years	Not stated
Plans-Rubio (1997)	Health Care Provider/ GP	Population	Primary Care	At general & at increased risk	Diet low in fat and cholesterol, provided for 8 years	No intervention	Not stated	Not stated
Prosser et al. (2000)	Health Care Provider (inferred)	Individual	Primary care	At increased risk	Step I Diet - low intake of saturated and fat, rich in fruit, vegetables, whole grains, fat free and low fat dairy, meat, fish and poultry. Diet delivered by physicians for 30 years	No intervention	30 years	Agency for Healthcare Research and Quality, training grant from the National Library of Medicine

*Fox-Rushby et al. (2006) The cost-effectiveness of behaviour change interventions designed to reduce CHD.*

Olsen et al. (2005)	Health Care Provider	Individual	Primary Care	At increased risk	Nutritional counselling by a GP was compared with that of a dietician for patients with obesity and a high risk of IHD. The GP intervention consisted of usual treatment, focussed on counselling in terms of general advice and delivery of commercially available written information on healthy diet. Intervention by a dietician was focussed on principles of good nutrition, advice of food shopping, cooking methods, meal planning, and exercise. Duration/frequency/intensity of intervention pathway: 5 counselling sessions over a 12-month period. The initial counselling session by a GP was approximately 30 min and the following session was approximately 12 min. While, the initial counselling session by a dietician was approximately 1 hour, and the following session was approximately 30 minutes. Delivery mode: Face to face counselling Deliverers: General Practitioners and dieticians	No intervention	Not stated	Not stated
Nallamothe et al. (2000)	Not stated	Population	Does not apply	At increased risk	(1)"treat-all"- no screening, a daily supplement with folic acid and vitamin B12 (cyanocobalamin) for all at-risk persons and (2)"screen and treat"-screening at-risk persons with a single tHcy measurement, followed by a daily supplement with folic and acid vitamin B12 for those with tHcy levels of 11µmol/L or more	No intervention	Permanent	Agency for Health Care Research and Quality
Murray et al. (2003)	Not stated	Individual	Cannot determine	At general risk	17 interventions including 4 non-personal interventions (No. 1 was salt reduction through voluntary agreements with industry)	No intervention	Pop Mod, part of model is run over 100 years	Not stated
Kristiansen et al. (1991)	Government	Individual	Primary care & Community	At general & at increased risk	Intervention (I) The promotion of healthy eating habits and lowering serum cholesterol concentration. Information on food among the scientific community, the agricultural sector, the food industry, health authorities, schools, the general public and mass media. Intervention (II) Two cholesterol tests: if serum cholesterol concentration $\geq 6.0$ mmol/L ,then dietary treatment and visits to doctor and additional blood sampling at intervals dependent on cholesterol score (6-7.9= 1.5 visits per year, 8+ =2 visits per year).	No intervention	20 years	Not stated
Blake et al. (2003)	Not stated	Individual	Does not apply	At increased risk ("patients with low density lipoprotein cholesterol levels <149mg/dL")	C-reactive protein screening & targeted statin therapy for patients with elevated C-reactive protein levels $\geq 0.16$ mg/dL. Daily dosage, 2 GP visits per year Delivery mode: oral	"Step I dietary counselling" Duration/frequency/intensity of control pathway, delivery mode given in references No1 & 2.	Remaining lifetime from 58 years (in base case)	Not stated

*Fox-Rushby et al. (2006) The cost-effectiveness of behaviour change interventions designed to reduce CHD.*

					Deliverer: not stated (seems to be GP)			
Plans-Rubio (1998) et al.	Not stated	Individual	Cannot determine	At increased risk	Dietary treatment of Hypercholesterolaemia: During the 1 <sup>st</sup> year individuals would make 4 medical visits and undergo 4 lipid analyses. During the follow-up period, 2 medical visits and 2 lipid analyses for individuals with blood cholesterol levels > 7.2mmol/L.	No intervention	Not stated	Not stated

**Appendix 6: Summary of methods used in fully reviewed papers**

Table 6.1. Summary of methods used in fully reviewed papers on exercise

Ref.	Analytic Model	Perspective stated (inferred)	Design	Health Outcomes		Costs				Discount Rate(s)	Sensitivity Analysis		Time horizon of analysis
				Benefit Measures	Effectiveness data sources	Resources costed	Source of resource use data	Source of unit costs	Year costs		Type	Variables used	
Munro et al. (1997)	CCA	NHS	Markov	Avoided health events, Life years saved	Nicholl et al(4), Death registration, Hospital admission statistics (15,16)	Hire of halls sessional facilitator, refreshments, programme coordinator, publicity and recruitment, transport to and from sessions	Published RCT(8- Mc Murdo et al.) and the RCT in progress in Sheffield which is the basis of this intervention	Published RCT (McMurdo et al. - 8) and the RCT in progress in Sheffield which is the basis of this research	1993-1994	Not stated	Deterministic (one-way)	1. Cost intervention 2. Incidence 3. Life expectancy 4. Adherence 5. Unmeasured cost savings 6. Health care costs	Not stated
Jones et al. (1994)	CBA	Societal	Decision Tree	Relative risk of CHD, Net benefit of the program in US\$	Framingham Study (45), Published papers on impacts of exercising including meta-analysis on relative risks, author estimate of short-term effectiveness	Direct and indirect costs of sudden death, non-sudden death, angina pectoris, myocardial infraction and coronary insufficiency for different age groups and sexes, cost of exercise (shoes, exercise counselling), cost for individuals neutral or disliking exercise, cost of pre-exercise evaluation (exercise testing), cost of injury, roentgenogram cost.	Healthy People 2000 (23), American College of Sports Medicine (ACSM) (34), Evans et al. "Exercise-testing of the family physician performing the test", Oster an Epstein	Average hourly wage (1991), verbal communication from Rhode Island and Medical Imaging, Pawtucket, published papers and guideline (46-49)	1991	Effects: not used  Costs: 3%	Deterministic (1, 2 & 3 way)	1. Rate of injury and recidivism 2. Cost of injury 3. Rate of roentgenograms 4. Rate of medical attention 5. Rate of quitting exercise 6. Changing estimates of subjective feelings toward exercise 7. Value of time exercising	Not stated



Table 6.2. Summary of methods used in fully reviewed papers on smoking

Ref.	Analytic Model	Perspective stated (inferred)	Design	Health outcomes		Costs				Discount rates(s)	Sensitivity Analysis		Time horizon of analysis
				Benefit Measures	Effectiveness data sources	Resources costed	Source of resource use data	Source of unit costs	Year costs		Type	Variables used	
Ong et al. (2004)	CCA	(Government)	Markov	1.Number stopping smoking, 2.Deaths prevented by avoided strokes 3.Number of myocardial infarctions prevented, 4.Number of strokes prevented, 5.Deaths prevented by avoided MI, 6.Reduction in cigarettes smoked	1.Cigarette smoking among adults 2.Passive smoking and the risk of CHD 3.Short-term economic and health benefits of smoking cessation: myocardial infarction and stroke 4.US Census Bureau 5.Tax Burden on Tobacco 6.Passive smoking as well as active smoking increase the risk of acute stroke 7.Frequency and predictors of stroke death in 5,888 participants in the Cardiovascular Health Study	MI for the 1 <sup>st</sup> , 2 <sup>nd</sup> and 3 <sup>rd</sup> year (initial treatment, major surgical treatment angioplasty or coronary artery bypass grafting), follow upon rehabilitation. Stroke costs were also collected.  Note programme implementation itself was not costed.	Not stated	Consumer Price Index	2000	3% only for costs	None	None	7 years
Plans-Rubio (2004)	CEA	Societal	Epidemiology/Regression	Life years gained	Questionnaire	Annual treatment costs, including medication, medical visits and blood analysis.	Not stated	Not stated	Not stated	Not stated	None	None	No data

*Fox-Rushby et al. (2006) The cost-effectiveness of behaviour change interventions designed to reduce CHD.*

Phillips et al. (1993)	CBA	Societal	Two cross-sectional surveys (1985 & 1988)	1.Reduced morbidity, 2.Displaced mortality, 3.Life years gained	1.Reduced morbidity 2.Displaced mortality 3.Life years gained	Costs relevant to policy making within Wales (i) Direct costs (staff and consumables), 'Well-Welsh' services for HBW (ii) Staff time (GPs no smoking activities, i.e time that GPs spent giving advice)	Health Promotion Authority, District Health Education Departments, NHS, Industry and Commerce, senior managers (give estimates of staff time utilisation)	Retail Price Index	Mid 1988 prices	6%	Deterministic (multi-way)	1. Reduce overall benefit levels by 10%, 2. Reduce overall benefit levels by 25% including effects of unemployment, 3. Delay receipt of all benefits by an additional five years, 4. Reduce benefit levels by 10% plus delay of five years, 5. Reduce working life years saved by 10%	25 years
------------------------	-----	----------	---	---	---	---	---	--------------------	-----------------	----	---------------------------	---	----------

Appendix 6: Summary of methods used in fully reviewed papers on combined interventions

Table 6.3. Summary of methods used in fully reviewed papers on combined interventions

Ref.	Analytic Model	Perspective stated (inferred)	Design	Health outcomes		Costs				Discount rate(s)	Sensitivity Analysis		Time horizon of analysis
				Benefit Measures	Effectiveness data sources	Resources costed	Source of resource use data	Source of unit costs	Year costs		Type	Variables used	
Lindgren et al. (2003)	CEA	Societal	Markov, using RCT (Cluster), & Cohort study	1. Life years 2. QALYs 3. Effects of hypertension 4. Lipid lowering 5. Effects of hormone replacement theory	1. Framingham study 2. Baseline risk factor characteristics were drawn from the distribution observed in the study population 3. Swedish population and causes of death registries 4. Diet and exercise study 5. Cohort study	Direct: in/out-patient care, pharmaceuticals Indirect: human capital-valuation of patient time	Observed patients, human capital	Zethraeus and colleagues study	2000	3%	Deterministic (one-way)	1. Perspective of costing 2. QALYs 3. Declining/Remaining effects of the intervention	49 years
Lindholm et al. (1996)	CEA	(health care system and societal)	Cohort	1. Cholesterol levels (mg/dl) (mmol/L) 2. Diastolic Blood Pressure 3. Daily smokers 4. Risk of CHD 5. Mortality Risk	1. Questionnaires and health screening examination 2. Framingham risk equations 3. Screening in MONICA project 4. Law et al. Time lag calculations between the decrease in cholesterol and the "full effect" 5. Jacobs et al. Risk of all cause mortality by cholesterol levels	Staff time, commercial marketing and local authority, study circle, CHD prevented (drugs, diagnostic tests, bed days, outpatients, home care loss of production), angina pectoris	Employer's costs and lost productivity were estimated from gross salary. Marketing and local authority costs estimated from budget analysis. Saved costs from RCTs.	Prevented CHD and angina pectoris were from published papers and reports. Remainder by micro-costing	1992	5% for costs only	Deterministic (one-way)	1. Discounting or not 2. Perspective 3. Cost savings from intervention 4. Amount of costs and savings of the intervention 5. Did cholesterol levels remain constant or increase post intervention	1985-1998

*Fox-Rushby et al. (2006) The cost-effectiveness of behaviour change interventions designed to reduce CHD.*

Finkelstein et al. (2002)	CEA	Health Care Provider	RCT (Cluster) & Epidemiology / Regression	1. Total Cholesterol 2.HDL cholesterol 3.Systolic blood pressure 4.Diastolic blood pressure 5.Diabetes diagnosis (self-reported) 6.% smoking (self-reported) 7.10-year probability of CHD	Not stated	Direct labour costs and material costs for all equipment and supplies used for the mass screening events and intervention activities. In particular outreach and follow-up, CVD screenings, EI activities and administrative duties.	Questionnaires	Market value	Not stated	Not stated	None	None	10 years
Dalziel et al. (2005)	CEA	(Other Governmental Department or Organization program)	Application of costs to published RCT (Cluster) study	1. Fatal coronary heart disease 2. Non-fatal myocardial infarction 3. Total mortality	RCT	Nurse & doctor time	Original publications of RCT (cluster) study with estimation	Australian Medical association and DHR for nurses	2003	Not stated	None	None	6 years

Table 6.4. Summary of methods used in fully reviewed papers on diet-related interventions

Ref.	Analytic Model	Perspective stated (inferred)	Design	Health outcomes		Costs				Discount rate(s)	Sensitivity Analysis		Time horizon of analysis
				Benefit Measures	Effectiveness data sources	Resources costed	Source of resource use data	Source of unit costs	Year costs		Type	Variables used	
Stinnett, et al. (1996)	CUA	Societal	Epidemiology/ Regression	QALYs	1. Coronary Heart Disease Policy Model. 2. Census. 3. 2 <sup>nd</sup> & 3 <sup>rd</sup> National and Nutrition Examination Survey. 4. National Health Interview Service. 5. Framingham Heart Study. 6. Worcester Heart Attack Study 9. Un-cited RCT's.	Cost of an office visit; annual mid-year follow-up visit; cost of patient travel, waiting and treatment time associated with office visits; costs of laboratory tests phlebotomy, measurement of TC; non-CHD health care costs	Coronary Heart Disease Policy Model, 1987 National Medical Expenditure Survey	1993 Current Population Survey, average Medicare payment for tests	1993	3%	Deterministic	1. Check the impact of cholesterol reduction having no direct effect on non-CHD mortality. 2. Vary the logistic regression coefficients in the CHD Policy Model for LDL and HDL cholesterol. 3. HRQL utilities. 4. Health effects measured in years of life gained rather than QALY gained. 5. Discount rate.	50 years
Phillips et al. (2000)	CEA	NHS	Epidemiology/ Regression	LDL Cholesterol level	Published literature including: Jones et al. (2000), Law et al. (1994), Stamler et al. (1986)	Acute admission to coronary care unit, angiography, revascularisation	DOH (1998). National Schedule of Reference costs [40]	DOH (1998). National Schedule of Reference costs [40]	Not stated	Not stated	Deterministic (multi-way)	1. The degrees of cholesterol lowering 2. Reduction in CHD risk associated with 10% drop in total cholesterol	Not stated

*Fox-Rushby et al. (2006) The cost-effectiveness of behaviour change interventions designed to reduce CHD.*

Kinlay et al. (1994)	CEA	Government	Epidemiology/Regression	Number of Coronary Heart Disease events prevented. % cholesterol reduction.	1.Hunter Risk Factor Prevalence Study 2.Lipid Research clinics of Coronary Primary Prevention Trial 3.National Health Foundation of Australia 4.Stanford Three Cities Study (1973-1974)	Two television commercials per day, one full-page advertisement per week, 50 radio slots per week, 20 billboard advertisements, a letter drop to each household Direct medical costs of treatment of MI, ambulance	Stanford Three Cities Study, Hunter MONICA Study	Local media, Royal Newcastle Hospital, Hunter MONICA Study	198 8- 198 9	5%	Deterministic (one-way)	1.Reduction in blood cholesterol 2. CHD reduction 3. CHD events 4. Total cost per event saved	5 years
Johannesson & Fagerberg (1992)	CEA & CBA	Societal	RCT(individual) & Epidemiology/Regression	1. Life years gained 2. Willingness to pay	1. Framingham Study 2. HDL and CHD: an epidemiological perspective 3. Lowering cholesterol concentrations and mortality: a quantitative review of primary prevention trials (meta-analysis)	Direct and indirect costs of treatment and morbidity Drugs, consultations, dietician, group meetings, travel cost, time cost	Existing literature including CEA alongside RCTs, and economic costing/burden studies	Unpublished data, average salary cost in Sweden, 35% of the gross wage rate	199 1	5% for costs only	Deterministic (not clear one-way & multi-way)	Unpublished data, average salary cost in Sweden, 35% of the gross wage rate 1. Direct costs 2. Discounting life years gained 3. Subgroup of patients (in order to examine for possible confounding factors) 4.Consultation cost, travel cost and time cost	1 year
Services, D. o. H. a. H. (2003).	CEA & CCA	(Government)	Epidemiology/Regression	1. Prevented fatal CHD 2. Prevented non-fatal CHD 3. Life years gained 4. value of a statistical life 5. Value of a statistical life year 6. QALYs	1. Meta analysis 2. Assumptions 3. Published data (See table 12a) 4. Literature, including Stinnet et al (reviewed here)	Value of a statistical life year saved, medical costs of non-fatal CHD, savings in medical costs from a reduction in non-fatal CHD costs.	Published literature	Viscousi et al (2003) , Cutler et al. (1997), Zarkin et al (1993), American Heart Association (1991)	Not stated	3% & 5%	None	None	20 years

*Fox-Rushby et al. (2006) The cost-effectiveness of behaviour change interventions designed to reduce CHD.*

Bendich et al. (1997)	CEA	Health Care Provider	Epidemiology/Regression	1. Number of preventable hospitalisations 2. Number of hospital Discharges 3. Lit review	1. National Hospital Discharge Survey 1992 2. 1993 Hospital Discharge Database	Number of hospital discharges	National Hospital Discharge Survey 1992, 1993 California Hospital Discharge Database	Not stated	1993	Not stated	None	None	Not stated
Assmann & Schulte (1990)	CEA	Health Care Provider	Epidemiology/Regression	Life years saved	Framingham study	Screening costs, costs that will be reimbursed by the sickness funds	Assmann and Schulte	Not stated	Not stated	4%	None	None	Not stated
Tosteson et al (1997)	CEA	(it could be the Health Sector but it is not clear who pays for the media campaigns etc)	Epidemiology/Regression	1. Individuals risk of developing CHD and non-CHD death 2. Life years saved 3. Levels of serum cholesterol 4. Diastolic blood pressure 5. Rate of smoking 6. Death rates from all causes	1. Framingham Heart Study 3. Acute Myocardial Infraction (AMI) Patient Outcome Research Team (PORT) 4. Beaver Dam Health Outcomes Study (33) 5. Stanford 5 city project (14) 6. Stanford 3 community study (17) 7. North Karelia (16) 8. Coronary Heart Disease policy Model (18,19) 9. Experimental Clinical Trials 10. Pop: US Bureau of the Census	(i) Tv, radio, advertisements, continuing media coverage (ii) assumed people already with CHD had state of at recommendations re cholesterol lowering => Direct Medical costs only included	Unclear	(i) Average findings from North Karelia study, Stanford 5 city project inflated to 1993 US \$ (ii) Coronary Heart Disease Policy Model	1993	5%	Deterministic (one-way)	1. Cost of programme 2. Rate of serum cholesterol reduction 3. Discount rate 4. Quality adjustments introduced for persons with history for CHD 5. Inclusion of cholesterol as a risk factor for non-CHD death	Not stated

*Fox-Rushby et al. (2006) The cost-effectiveness of behaviour change interventions designed to reduce CHD.*

Tice et al. (2001)	CUA	Health Care Provider	Markov	<ol style="list-style-type: none"> <li>1. Incidence of Myocardial Infraction</li> <li>2. death from Coronary Heart Disease</li> <li>3. QALYs saved</li> <li>4. Medical costs</li> </ol>	<ol style="list-style-type: none"> <li>1. National Health and Nutrition Examination Survey 111</li> <li>2. Vital Statistics 1980, 1986 &amp; 1990</li> <li>3. Framingham Heart Study</li> <li>4. Acute Myocardial Infarct Patient Oriented Research Team</li> <li>5. Beaver Dam Health Outcomes Study</li> </ol>	Medicare Provider Analysis and Review Files and Acute Myocardial Infraction Patient Outcome Research Team	Medicare Provider Analysis and Review Files and Acute Myocardial Infraction Patient Outcome Research Team	Medical Care Component of the Consumer Price Index	1997	3%	Deterministic (one-way & two-way)	<ol style="list-style-type: none"> <li>1. Compliance</li> <li>2. Relative Risk Reduction RRR)</li> <li>3. Cost Vitamin Therapy</li> <li>4. Discount Rate</li> </ol>	10 years
Plans- Rubio (1997)	CEA	Societal	Epidemiology/ Regression	<ol style="list-style-type: none"> <li>1. Number of Coronary events prevented</li> <li>2. Number of life years gained due to change in CHD morbidity and mortality</li> <li>3. Future annual probability of incidence and mortality from CHD in the population with and without the programme</li> </ol>	<ol style="list-style-type: none"> <li>1. Framingham multiple logistic equation</li> <li>2. Prevalence of cardiovascular risk factors in the adult population of Catalonia</li> </ol>	<p>Programme costs (medical visits, screening, cholesterol analysis)</p> <p>Direct health care costs (cost for myocardial infraction/for unstable angina pectoris/for stable angina pectoris/sudden death/non sudden death/Coronary Artery Bypass Grafting)</p>	Not stated	Hospitals and primary health care centres of Catalonia	1990	5%	Deterministic	<ol style="list-style-type: none"> <li>1. Incremental Cholesterol Reduction</li> <li>2. Non-compliance rate</li> <li>3. Years of lag period</li> <li>4. Discount rate</li> <li>5. Programme and cardiovascular disease treatment costs</li> </ol>	Not sated



*Fox-Rushby et al. (2006) The cost-effectiveness of behaviour change interventions designed to reduce CHD.*

Prosser et al. (2000)	CUA	Societal	Markov	Cost per QALY	<ol style="list-style-type: none"> <li>1. Beaver Dam Health Outcomes Study</li> <li>2. US panel on cost-effectiveness in Health and Medicine</li> <li>3. National Cholesterol Education Programme Expert Panel on Detection, Evaluation and Treatment of High Blood Cholesterol in Adults (Adult Treatment Panel II)</li> <li>4. Scandinavian Simvastatin Survival Study</li> <li>5. Survey of Medicare Patients</li> <li>6. 5 clinical studies including 1 RCT</li> </ol>	Intervention Costs (medication, physician visits – including associated patient time-laboratory tests), costs of CHD care and costs of non-CHD care	Not stated	Not stated	1997	3%	Deterministic (one-way, two-way, three-way)	<ol style="list-style-type: none"> <li>1. Cost of diet</li> <li>2. Utilities</li> <li>3. Effectiveness of step I-Diet</li> <li>4. Lag between initiation of diet and effects</li> <li>5. Coefficients for LDL and HDL levels on CHD events</li> </ol>	30 years
Olsen et al. (2005)	CEA	(Societal & Health Care Provider)	RCT (Cluster) & Epidemiology	<ol style="list-style-type: none"> <li>1. Life years gained</li> <li>2. Life years gained without IHD</li> </ol>	<ol style="list-style-type: none"> <li>1. Cox regression model and life tables</li> <li>2. Non-parametric bootstrapping method</li> <li>3. Bias corrected method</li> <li>4. Patient questionnaires</li> <li>5. Prediction of CHD from regional risk scores and randomised trials</li> </ol>	Direct intervention costs (time spent by the GPs and the dieticians), patient's use of time, potential changed consumption of medicine due to intervention, possible changed costs due to changing shopping routines	Average hourly wage for dieticians in Denmark, agreed salary or charge for visits for the GPs, human capital approach was applied to patient time	Data from Dietician & GP, patient wage rates, workforce participation	2001	Not stated	Deterministic (one-way)	<ol style="list-style-type: none"> <li>1. Patient's use of time</li> <li>2. Dietician time</li> <li>3. Estimated use of GP time</li> </ol>	Not stated

*Fox-Rushby et al. (2006) The cost-effectiveness of behaviour change interventions designed to reduce CHD.*

Nallamothu et al. (2000)	CEA	(Government)	Markov & Decision Tree	Discounted life years saved	1. Third National and Nutrition Examination Survey (NHANES III) 2. Goldman and others 3. Meta-analysis	Direct costs (specimen analysis) Indirect costs (phlebotomy, specimen storage)	Not stated	Wholesale drug prices	1998	3%	Deterministic (one-way)	1. Population prevalence of tHcy levels 2. Relative CHD risk for tHcy levels 3. Adherence rate with folic acid therapy 4. Effectiveness of folic acid at lowering tHcy 5. Cost of additional clinic visits, medical care costs from the treatment of fatal CHD events	45 years
Murray et al. (2003)	CUA	(Government)	Markov & Epidemiology/Regression & Stochastic population model accounting for age, sex, sub-region, baseline cardiovascular risk and distribution of risk factor. Population health used 'Pop Mod', a four-state population model	Disability Adjusted Life Years (DALYs) Averted	Meta-analysis and systematic reviews of RCTs	Programme level running costs (e.g. administration, training, media).  Potential cost-savings due to preventing CHD was excluded.	Publications, with additional details provided by WHO programme staff in various parts of the world assuming efficient provision (80% capacity utilisation).	Review of relevant publications supplemented with primary data from WHO programme staff in several countries, assuming efficient provision (80% capacity utilisation).	2000	3%	Multivariate	Baseline levels of risks and effect sizes	Annualised results for costs and effects

*Fox-Rushby et al. (2006) The cost-effectiveness of behaviour change interventions designed to reduce CHD.*

Kristiansen et al. (1991)	CEA & CUA	Not stated	Unspecified modelling	<ol style="list-style-type: none"> <li>1. Number of Myocardial Infarctions</li> <li>2. Life Years</li> <li>3. QALYs</li> </ol>	<ol style="list-style-type: none"> <li>1. Cost-effectiveness of cholesterol-lowering therapy in the Netherlands</li> <li>2. The cardiovascular disease study in Norwegian counties- results from the second screening</li> <li>3. Multiple Risk Factor Intervention Trial. Risk factor changes and mortality results</li> <li>4. Management of hypercholesterolemia</li> <li>5. Ten-year mortality and morbidity related to serum cholesterol</li> <li>6. Central Bureau of Statistics: Causes of death 1985</li> </ol>	Screening, confirmatory screening, consultation, cholesterol testing, treating CHD, coronary artery bypass grafting, treatment after infraction, average health care costs, drugs, population strategy	Weinstein's approach for costing	Current fee schedules, published unit costs ; Foundations of cost-effectiveness analysis for health and medical practices (Weinstein MC, Stason WB), Economics of coronary artery bypass grafting Williams A), Cost per patient based on DRG-classification (Slattebrekk OV	1990 (inflated)	7%	Deterministic (one-way)	<ol style="list-style-type: none"> <li>1. Cost per visit</li> <li>2. Cost per screening</li> <li>3. Health care cost per year</li> <li>4. Discount rate</li> <li>5. Life year gain</li> <li>6. Cost of drugs</li> <li>7. Mass strategy cost</li> </ol>	20 years
---------------------------	-----------	------------	-----------------------	--	---	--	----------------------------------	---	-----------------	----	-------------------------	--	----------

*Fox-Rushby et al. (2006) The cost-effectiveness of behaviour change interventions designed to reduce CHD.*

Blake et al. (2003)	CUA	Societal	Markov	1. QALY's 2. Life expectancy 3. Life years gained	1. Air Force/Texas Coronary Atherosclerosis Prevention Study 2. Population based studies 3. Physician's Health study 4. US life tables 5. Trial data 6. In hospital mortality rates	Direct Cost: projected lifetime costs of MI, acute costs of stroke, annual costs after stroke, lifetime costs of MI, acute and annual costs of stroke, office visits, liver function tests ( the last 2 for the patients receiving statins)	Published data adjusted for age	Not stated	2000	3%	Deterministic (one-way & three-way)	1. Probabilities 2. Costs 3. Utilities 4. Levels of low & high reactive protein levels 5. Efficacy and range of relative risks	Remaining lifetime from 58 years (in base case)
Plans-Rubio (1998) et al.	CEA	Societal	Epidemiology/ Regression	Life years gained	1. Framingham equation. 2. Prevalence data on CHD risk factors in Catalonia. 3. Published paper by same author. 4. Life tables.	Direct costs, medication, medical visits, blood analyses, screening for hypercholesterolemia and hypertension	Unclear	Average selling prices, tariffs, average costs per medical visit from local & national sources	1996	5%	Deterministic	1. Programme costs 2. Health effects 3. Coronary Heart Disease treatment costs 4. Programme compliance 5. Discount rate	Not stated

*Fox-Rushby et al. (2006) The cost-effectiveness of behaviour change interventions designed to reduce CHD.*

**Appendix 7: Robustness of Drummond, relevance to modelling and transferability scores by paper**

Assmann & Schulte (1990)	
<b>Drummond</b>	<b>Response/ Score</b>
1) The research question is stated	Yes
3) The viewpoint(s) of the analysis are clearly stated and justified	No
5) The alternatives being compared are clearly described	Yes
6) The form of economic evaluation used is stated	Yes
7) The choice of form of economic evaluation is justified in relation to the questions addressed	Yes
8) The source(s) of effectiveness estimates used are stated	No
9) Details of the design and results of effectiveness study are given (if based on a single study) <b>ANSWER 9 OR 10</b>	No
10) Details of the method of synthesis or meta-analysis of estimates are given (if based on a overview of a number of effectiveness studies) <b>ANSWER 9 OR 10</b>	Not Appropriate
11) The primary outcome measure(s) for the economic evaluation are clearly stated	Yes
12) Methods to value health states and other benefits are stated	Not Appropriate
13) Details of the subjects from whom valuations were obtained are given	Not Appropriate
14) Productivity changes (if included) are reported separately	Not Appropriate
16) Quantities of resources are reported separately from their unit costs	No
17) Methods for the estimation of quantities and unit costs are described	No
18) Currency and price data are recorded	No
19) Details of currency of price adjustments for inflation or currency conversion are given	No
20) Details of any model used are given	No
21) The choice of model used and the key parameters on which it is based are justified	No
22) Time horizon of costs and benefits is stated	No
23) The discount rate(s) is stated	Yes
25) An explanation is given if costs or benefits are not discounted	Not Appropriate
26) Details of statistical tests and confidence intervals are given for stochastic data	No
27) The approach to sensitivity analysis is given	No
28) The choice of variables for sensitivity analysis is justified	Not Appropriate
29) The ranges over which the variables are varied are stated	Not Appropriate
30) Relevant alternatives are compared	Not Appropriate
31) Incremental analysis is reported	No
32) Major outcomes are presented in a disaggregated as well as aggregated form	Yes
33) The answer to the study question is given	Not Clear
34) Conclusions follow from the data reported	Yes
35) Conclusions are accompanied by the appropriate caveats	No
<i>Total score as a percentage of the possible score</i>	34.78

*Fox-Rushby et al. (2006) The cost-effectiveness of behaviour change interventions designed to reduce CHD.*

<b>Relevance to Modelling Score</b>	
Model structure	No
Transition probabilities/risks etc	No
Resource use	No
Cost data	No
Outcomes/effects	No
Utility values	No
Other	No
<i>Total score as a percentage of the possible score</i>	0.00
<b>Transferability Score</b>	
1) The target decision maker is stated or can be inferred	Yes
2) Effectiveness year are recorded	No
3) Details of life expectancy are given	No
4) Details of compliance are given (Compliance with the intervention)	No
5) Resources year are recorded	No
6) Details of technological availability are given	Not Appropriate
7) Details of analysis to transfer to another jurisdiction are stated	No
8) Conclusions address the generalisability of results	No
<i>Total score as a percentage of the possible score</i>	14.29

*Fox-Rushby et al. (2006) The cost-effectiveness of behaviour change interventions designed to reduce CHD.*

Bendich et al (1997)	
Drummond	Response/ Score
1) The research question is stated	Yes
3) The viewpoint(s) of the analysis are clearly stated and justified	Yes
5) The alternatives being compared are clearly described	Yes
6) The form of economic evaluation used is stated	No
7) The choice of form of economic evaluation is justified in relation to the questions addressed	Yes
8) The source(s) of effectiveness estimates used are stated	Yes
9) Details of the design and results of effectiveness study are given (if based on a single study) <b>ANSWER 9 OR 10</b>	Not Appropriate
10) Details of the method of synthesis or meta-analysis of estimates are given (if based on an overview of a number of effectiveness studies) <b>ANSWER 9 OR 10</b>	Yes
11) The primary outcome measure(s) for the economic evaluation are clearly stated	Yes
12) Methods to value health states and other benefits are stated	Not Appropriate
13) Details of the subjects from whom valuations were obtained are given	Not Appropriate
14) Productivity changes (if included) are reported separately	Not Appropriate
16) Quantities of resources are reported separately from their unit costs	No
17) Methods for the estimation of quantities and unit costs are described	No
18) Currency and price data are recorded	Yes
19) Details of currency of price adjustments for inflation or currency conversion are given	No
20) Details of any model used are given	Not Clear
21) The choice of model used and the key parameters on which it is based are justified	No
22) Time horizon of costs and benefits is stated	No
23) The discount rate(s) is stated	No
25) An explanation is given if costs or benefits are not discounted	No
26) Details of statistical tests and confidence intervals are given for stochastic data	No
27) The approach to sensitivity analysis is given	No
28) The choice of variables for sensitivity analysis is justified	Not Appropriate
29) The ranges over which the variables are varied are stated	Not Appropriate
30) Relevant alternatives are compared	Not Appropriate
31) Incremental analysis is reported	No
32) Major outcomes are presented in a disaggregated as well as aggregated form	No
33) The answer to the study question is given	Yes
34) Conclusions follow from the data reported	Not Clear
35) Conclusions are accompanied by the appropriate caveats	Yes
<i>Total score as a percentage of the possible score</i>	41.67
<b>Relevance to Modelling Score</b>	
Model structure	No
Transition probabilities/risks etc	No
Resource use	No
Cost data	No
Outcomes/effects	No
Utility values	No
Other	No

*Fox-Rushby et al. (2006) The cost-effectiveness of behaviour change interventions designed to reduce CHD.*

<i>Total score as a percentage of the possible score</i>	0.00
<b>Transferability Score</b>	
1) The target decision maker is stated or can be inferred	Yes
2) Effectiveness year are recorded	Yes
3) Details of life expectancy are given	No
4) Details of compliance are given (Compliance with the intervention)	No
5) Resources year are recorded	Yes
6) Details of technological availability are given	Not Appropriate
7) Details of analysis to transfer to another jurisdiction are stated	No
8) Conclusions address the generalisability of results	Yes
<i>Total score as a percentage of the possible score</i>	57.14



*Fox-Rushby et al. (2006) The cost-effectiveness of behaviour change interventions designed to reduce CHD.*

Blake et al. (2003)	Response/ Score
<b>Drummond</b>	
1) The research question is stated	Yes
3) The viewpoint(s) of the analysis are clearly stated and justified	Not Clear
5) The alternatives being compared are clearly described	No
6) The form of economic evaluation used is stated	Yes
7) The choice of form of economic evaluation is justified in relation to the questions addressed	Yes
8) The source(s) of effectiveness estimates used are stated	Yes
9) Details of the design and results of effectiveness study are given (if based on a single study) <b>ANSWER 9 OR 10</b>	Not Appropriate
10) Details of the method of synthesis or meta-analysis of estimates are given (if based on an overview of a number of effectiveness studies) <b>ANSWER 9 OR 10</b>	No
11) The primary outcome measure(s) for the economic evaluation are clearly stated	Yes
12) Methods to value health states and other benefits are stated	Yes
13) Details of the subjects from whom valuations were obtained are given	No
14) Productivity changes (if included) are reported separately	Not Appropriate
16) Quantities of resources are reported separately from their unit costs	Yes
17) Methods for the estimation of quantities and unit costs are described	No
18) Currency and price data are recorded	Yes
19) Details of currency of price adjustments for inflation or currency conversion are given	Yes
20) Details of any model used are given	Yes
21) The choice of model used and the key parameters on which it is based are justified	Yes
22) Time horizon of costs and benefits is stated	Yes
23) The discount rate(s) is stated	Yes
25) An explanation is given if costs or benefits are not discounted	Not Appropriate
26) Details of statistical tests and confidence intervals are given for stochastic data	No
27) The approach to sensitivity analysis is given	Yes
28) The choice of variables for sensitivity analysis is justified	Yes
29) The ranges over which the variables are varied are stated	Yes
30) Relevant alternatives are compared	Not Clear
31) Incremental analysis is reported	Yes
32) Major outcomes are presented in a disaggregated as well as aggregated form	Yes
33) The answer to the study question is given	Yes
34) Conclusions follow from the data reported	Yes
35) Conclusions are accompanied by the appropriate caveats	Yes
<i>Total score as a percentage of the possible score</i>	75.00
<b>Relevance to Modelling Score</b>	
Model structure	Yes
Transition probabilities/risks etc	Yes
Resource use	No
Cost data	No
Outcomes/effects	Yes
Utility values	No
Other	No

*Fox-Rushby et al. (2006) The cost-effectiveness of behaviour change interventions designed to reduce CHD.*

<i>Total score as a percentage of the possible score</i>	42.86
<b>Transferability Score</b>	
1) The target decision maker is stated or can be inferred	Yes
2) Effectiveness year are recorded	Yes
3) Details of life expectancy are given	Yes
4) Details of compliance are given (Compliance with the intervention)	No
5) Resources year are recorded	No
6) Details of technological availability are given	Yes
7) Details of analysis to transfer to another jurisdiction are stated	No
8) Conclusions address the generalisability of results	No
<i>Total score as a percentage of the possible score</i>	50.00

*Fox-Rushby et al. (2006) The cost-effectiveness of behaviour change interventions designed to reduce CHD.*

Dalziel et al (2003)	Response/ Score
<b>Drummond</b>	
1) The research question is stated	Yes
3) The viewpoint(s) of the analysis are clearly stated and justified	Yes
5) The alternatives being compared are clearly described	Yes
6) The form of economic evaluation used is stated	Yes
7) The choice of form of economic evaluation is justified in relation to the questions addressed	Yes
8) The source(s) of effectiveness estimates used are stated	Yes
9) Details of the design and results of effectiveness study are given (if based on a single study) <b>ANSWER 9 OR 10</b>	Yes
10) Details of the method of synthesis or meta-analysis of estimates are given (if based on an overview of a number of effectiveness studies) <b>ANSWER 9 OR 10</b>	Not Appropriate
11) The primary outcome measure(s) for the economic evaluation are clearly stated	Yes
12) Methods to value health states and other benefits are stated	Not Appropriate
13) Details of the subjects from whom valuations were obtained are given	Yes
14) Productivity changes (if included) are reported separately	Not Appropriate
16) Quantities of resources are reported separately from their unit costs	No
17) Methods for the estimation of quantities and unit costs are described	Yes
18) Currency and price data are recorded	Yes
19) Details of currency of price adjustments for inflation or currency conversion are given	Yes
20) Details of any model used are given	Not Appropriate
21) The choice of model used and the key parameters on which it is based are justified	Not Appropriate
22) Time horizon of costs and benefits is stated	Yes
23) The discount rate(s) is stated	No
25) An explanation is given if costs or benefits are not discounted	No
26) Details of statistical tests and confidence intervals are given for stochastic data	Not Appropriate
27) The approach to sensitivity analysis is given	No
28) The choice of variables for sensitivity analysis is justified	Not Appropriate
29) The ranges over which the variables are varied are stated	Not Appropriate
30) Relevant alternatives are compared	Not Appropriate
31) Incremental analysis is reported	No
32) Major outcomes are presented in a disaggregated as well as aggregated form	Yes
33) The answer to the study question is given	Yes
34) Conclusions follow from the data reported	No
35) Conclusions are accompanied by the appropriate caveats	No
<i>Total score as a percentage of the possible score</i>	68.18
<b>Relevance to Modelling Score</b>	
Model structure	No
Transition probabilities/risks etc	No
Resource use	No
Cost data	No
Outcomes/effects	No
Utility values	No
Other	No

*Fox-Rushby et al. (2006) The cost-effectiveness of behaviour change interventions designed to reduce CHD.*

<i>Total score as a percentage of the possible score</i>	0.00
<b>Transferability Score</b>	
1) The target decision maker is stated or can be inferred	Yes
2) Effectiveness year are recorded	Yes
3) Details of life expectancy are given	No
4) Details of compliance are given (Compliance with the intervention)	No
5) Resources year are recorded	Yes
6) Details of technological availability are given	Not Appropriate
7) Details of analysis to transfer to another jurisdiction are stated	Yes
8) Conclusions address the generalisability of results	No
<i>Total score as a percentage of the possible score</i>	57.14

*Fox-Rushby et al. (2006) The cost-effectiveness of behaviour change interventions designed to reduce CHD.*

Finkelstein et al. (2002)	Response/ Score
<b>Drummond</b>	
1) The research question is stated	Yes
3) The viewpoint(s) of the analysis are clearly stated and justified	Yes
5) The alternatives being compared are clearly described	Yes
6) The form of economic evaluation used is stated	Yes
7) The choice of form of economic evaluation is justified in relation to the questions addressed	No
8) The source(s) of effectiveness estimates used are stated	Yes
9) Details of the design and results of effectiveness study are given (if based on a single study) <b>ANSWER 9 OR 10</b>	Yes
10) Details of the method of synthesis or meta-analysis of estimates are given (if based on an overview of a number of effectiveness studies) <b>ANSWER 9 OR 10</b>	Not Appropriate
11) The primary outcome measure(s) for the economic evaluation are clearly stated	Yes
12) Methods to value health states and other benefits are stated	Not Appropriate
13) Details of the subjects from whom valuations were obtained are given	Not Appropriate
14) Productivity changes (if included) are reported separately	Not Appropriate
16) Quantities of resources are reported separately from their unit costs	No
17) Methods for the estimation of quantities and unit costs are described	Yes
18) Currency and price data are recorded	No
19) Details of currency of price adjustments for inflation or currency conversion are given	No
20) Details of any model used are given	Yes
21) The choice of model used and the key parameters on which it is based are justified	No
22) Time horizon of costs and benefits is stated	Yes
23) The discount rate(s) is stated	No
25) An explanation is given if costs or benefits are not discounted	No
26) Details of statistical tests and confidence intervals are given for stochastic data	No
27) The approach to sensitivity analysis is given	No
28) The choice of variables for sensitivity analysis is justified	Not Appropriate
29) The ranges over which the variables are varied are stated	Not Appropriate
30) Relevant alternatives are compared	Not Appropriate
31) Incremental analysis is reported	Yes
32) Major outcomes are presented in a disaggregated as well as aggregated form	Yes
33) The answer to the study question is given	Yes
34) Conclusions follow from the data reported	Yes
35) Conclusions are accompanied by the appropriate caveats	Yes
<i>Total score as a percentage of the possible score</i>	62.50
<b>Relevance to Modelling Score</b>	
Model structure	No
Transition probabilities/risks etc	No
Resource use	No
Cost data	No
Outcomes/effects	Yes
Utility values	No
Other	No

*Fox-Rushby et al. (2006) The cost-effectiveness of behaviour change interventions designed to reduce CHD.*

<i>Total score as a percentage of the possible score</i>	14.29
<b>Transferability Score</b>	
1) The target decision maker is stated or can be inferred	Yes
2) Effectiveness year are recorded	Not Clear
3) Details of life expectancy are given	Yes
4) Details of compliance are given (Compliance with the intervention)	Yes
5) Resources year are recorded	Yes
6) Details of technological availability are given	Not Appropriate
7) Details of analysis to transfer to another jurisdiction are stated	No
8) Conclusions address the generalisability of results	Yes
<i>Total score as a percentage of the possible score</i>	71.43

*Fox-Rushby et al. (2006) The cost-effectiveness of behaviour change interventions designed to reduce CHD.*

Johannesson & Fagerberg (1992)	Response/ Score
<b>Drummond</b>	
1) The research question is stated	Yes
3) The viewpoint(s) of the analysis are clearly stated and justified	Yes
5) The alternatives being compared are clearly described	Yes
6) The form of economic evaluation used is stated	Yes
7) The choice of form of economic evaluation is justified in relation to the questions addressed	Yes
8) The source(s) of effectiveness estimates used are stated	Yes
9) Details of the design and results of effectiveness study are given (if based on a single study) <b>ANSWER 9 OR 10</b>	Not Appropriate
10) Details of the method of synthesis or meta-analysis of estimates are given (if based on an overview of a number of effectiveness studies) <b>ANSWER 9 OR 10</b>	Yes
11) The primary outcome measure(s) for the economic evaluation are clearly stated	Yes
12) Methods to value health states and other benefits are stated	Yes
13) Details of the subjects from whom valuations were obtained are given	Yes
14) Productivity changes (if included) are reported separately	Not Appropriate
16) Quantities of resources are reported separately from their unit costs	Yes
17) Methods for the estimation of quantities and unit costs are described	Yes
18) Currency and price data are recorded	Yes
19) Details of currency of price adjustments for inflation or currency conversion are given	Yes
20) Details of any model used are given	Yes
21) The choice of model used and the key parameters on which it is based are justified	Not Clear
22) Time horizon of costs and benefits is stated	Yes
23) The discount rate(s) is stated	No
25) An explanation is given if costs or benefits are not discounted	No
26) Details of statistical tests and confidence intervals are given for stochastic data	Yes
27) The approach to sensitivity analysis is given	Yes
28) The choice of variables for sensitivity analysis is justified	No
29) The ranges over which the variables are varied are stated	No
30) Relevant alternatives are compared	No
31) Incremental analysis is reported	Yes
32) Major outcomes are presented in a disaggregated as well as aggregated form	Yes
33) The answer to the study question is given	Yes
34) Conclusions follow from the data reported	Yes
35) Conclusions are accompanied by the appropriate caveats	Yes
<i>Total score as a percentage of the possible score</i>	79.31
<b>Relevance to Modelling Score</b>	
Model structure	No
Transition probabilities/risks etc	No
Resource use	No
Cost data	No
Outcomes/effects	No
Utility values	No
Other	No

*Fox-Rushby et al. (2006) The cost-effectiveness of behaviour change interventions designed to reduce CHD.*

<i>Total score as a percentage of the possible score</i>	0.00
<b>Transferability Score</b>	
1) The target decision maker is stated or can be inferred	Yes
2) Effectiveness year are recorded	Yes
3) Details of life expectancy are given	No
4) Details of compliance are given (Compliance with the intervention)	Yes
5) Resources year are recorded	Yes
6) Details of technological availability are given	Not Appropriate
7) Details of analysis to transfer to another jurisdiction are stated	Yes
8) Conclusions address the generalisability of results	Yes
<i>Total score as a percentage of the possible score</i>	85.71



*Fox-Rushby et al. (2006) The cost-effectiveness of behaviour change interventions designed to reduce CHD.*

Jones & Eaton (1994)	
Drummond	Response/ Score
1) The research question is stated	Yes
3) The viewpoint(s) of the analysis are clearly stated and justified	Yes
5) The alternatives being compared are clearly described	Yes
6) The form of economic evaluation used is stated	Yes
7) The choice of form of economic evaluation is justified in relation to the questions addressed	Yes
8) The source(s) of effectiveness estimates used are stated	Yes
9) Details of the design and results of effectiveness study are given (if based on a single study) <b>ANSWER 9 OR 10</b>	Not Appropriate
10) Details of the method of synthesis or meta-analysis of estimates are given (if based on an overview of a number of effectiveness studies) <b>ANSWER 9 OR 10</b>	Yes
11) The primary outcome measure(s) for the economic evaluation are clearly stated	Yes
12) Methods to value health states and other benefits are stated	Yes
13) Details of the subjects from whom valuations were obtained are given	Not Appropriate
14) Productivity changes (if included) are reported separately	Not Appropriate
16) Quantities of resources are reported separately from their unit costs	No
17) Methods for the estimation of quantities and unit costs are described	Yes
18) Currency and price data are recorded	Yes
19) Details of currency of price adjustments for inflation or currency conversion are given	Yes
20) Details of any model used are given	Yes
21) The choice of model used and the key parameters on which it is based are justified	No
22) Time horizon of costs and benefits is stated	No
23) The discount rate(s) is stated	No
25) An explanation is given if costs or benefits are not discounted	No
26) Details of statistical tests and confidence intervals are given for stochastic data	Not Appropriate
27) The approach to sensitivity analysis is given	Yes
28) The choice of variables for sensitivity analysis is justified	No
29) The ranges over which the variables are varied are stated	Yes
30) Relevant alternatives are compared	Yes
31) Incremental analysis is reported	No
32) Major outcomes are presented in a disaggregated as well as aggregated form	Yes
33) The answer to the study question is given	Yes
34) Conclusions follow from the data reported	Yes
35) Conclusions are accompanied by the appropriate caveats	Yes
<i>Total score as a percentage of the possible score</i>	74.07
<b>Relevance to Modelling Score</b>	
Model structure	Yes
Transition probabilities/risks etc	Yes
Resource use	No
Cost data	No
Outcomes/effects	Yes
Utility values	No
Other	No

*Fox-Rushby et al. (2006) The cost-effectiveness of behaviour change interventions designed to reduce CHD.*

<i>Total score as a percentage of the possible score</i>	42.86
<b>Transferability Score</b>	
1) The target decision maker is stated or can be inferred	Yes
2) Effectiveness year are recorded	No
3) Details of life expectancy are given	No
4) Details of compliance are given (Compliance with the intervention)	Yes
5) Resources year are recorded	Yes
6) Details of technological availability are given	Not Appropriate
7) Details of analysis to transfer to another jurisdiction are stated	No
8) Conclusions address the generalisability of results	Yes
<i>Total score as a percentage of the possible score</i>	57.14

*Fox-Rushby et al. (2006) The cost-effectiveness of behaviour change interventions designed to reduce CHD.*

Kinlay et al. (1994)	
Drummond	Response/ Score
1) The research question is stated	Yes
3) The viewpoint(s) of the analysis are clearly stated and justified	Yes
5) The alternatives being compared are clearly described	Yes
6) The form of economic evaluation used is stated	Yes
7) The choice of form of economic evaluation is justified in relation to the questions addressed	Yes
8) The source(s) of effectiveness estimates used are stated	Yes
9) Details of the design and results of effectiveness study are given (if based on a single study) <b>ANSWER 9 OR 10</b>	Not Appropriate
10) Details of the method of synthesis or meta-analysis of estimates are given (if based on an overview of a number of effectiveness studies) <b>ANSWER 9 OR 10</b>	Yes
11) The primary outcome measure(s) for the economic evaluation are clearly stated	Yes
12) Methods to value health states and other benefits are stated	Not Appropriate
13) Details of the subjects from whom valuations were obtained are given	Not Appropriate
14) Productivity changes (if included) are reported separately	Not Appropriate
16) Quantities of resources are reported separately from their unit costs	Yes
17) Methods for the estimation of quantities and unit costs are described	Yes
18) Currency and price data are recorded	Yes
19) Details of currency of price adjustments for inflation or currency conversion are given	No
20) Details of any model used are given	Yes
21) The choice of model used and the key parameters on which it is based are justified	No
22) Time horizon of costs and benefits is stated	Yes
23) The discount rate(s) is stated	Yes
25) An explanation is given if costs or benefits are not discounted	Not Appropriate
26) Details of statistical tests and confidence intervals are given for stochastic data	No
27) The approach to sensitivity analysis is given	Yes
28) The choice of variables for sensitivity analysis is justified	No
29) The ranges over which the variables are varied are stated	Yes
30) Relevant alternatives are compared	Yes
31) Incremental analysis is reported	No
32) Major outcomes are presented in a disaggregated as well as aggregated form	Yes
33) The answer to the study question is given	Yes
34) Conclusions follow from the data reported	Yes
35) Conclusions are accompanied by the appropriate caveats	Yes
<i>Total score as a percentage of the possible score</i>	80.77
<b>Relevance to Modelling Score</b>	
Model structure	No
Transition probabilities/risks etc	Yes
Resource use	No
Cost data	No
Outcomes/effects	No
Utility values	No
Other	No

*Fox-Rushby et al. (2006) The cost-effectiveness of behaviour change interventions designed to reduce CHD.*

<i>Total score as a percentage of the possible score</i>	14.29
<b>Transferability Score</b>	
1) The target decision maker is stated or can be inferred	Yes
2) Effectiveness year are recorded	Yes
3) Details of life expectancy are given	No
4) Details of compliance are given (Compliance with the intervention)	No
5) Resources year are recorded	Yes
6) Details of technological availability are given	Not Appropriate
7) Details of analysis to transfer to another jurisdiction are stated	Yes
8) Conclusions address the generalisability of results	No
<i>Total score as a percentage of the possible score</i>	57.14

*Fox-Rushby et al. (2006) The cost-effectiveness of behaviour change interventions designed to reduce CHD.*

Kristiansen et al. (1991)	
<b>Drummond</b>	<b>Response/ Score</b>
1) The research question is stated	Yes
3) The viewpoint(s) of the analysis are clearly stated and justified	Yes
5) The alternatives being compared are clearly described	Yes
6) The form of economic evaluation used is stated	Yes
7) The choice of form of economic evaluation is justified in relation to the questions addressed	No
8) The source(s) of effectiveness estimates used are stated	Yes
9) Details of the design and results of effectiveness study are given (if based on a single study) <b>ANSWER 9 OR 10</b>	Not Appropriate
10) Details of the method of synthesis or meta-analysis of estimates are given (if based on an overview of a number of effectiveness studies) <b>ANSWER 9 OR 10</b>	No
11) The primary outcome measure(s) for the economic evaluation are clearly stated	Yes
12) Methods to value health states and other benefits are stated	No
13) Details of the subjects from whom valuations were obtained are given	No
14) Productivity changes (if included) are reported separately	Not Appropriate
16) Quantities of resources are reported separately from their unit costs	No
17) Methods for the estimation of quantities and unit costs are described	No
18) Currency and price data are recorded	No
19) Details of currency of price adjustments for inflation or currency conversion are given	Yes
20) Details of any model used are given	No
21) The choice of model used and the key parameters on which it is based are justified	No
22) Time horizon of costs and benefits is stated	Yes
23) The discount rate(s) is stated	Yes
25) An explanation is given if costs or benefits are not discounted	Not Appropriate
26) Details of statistical tests and confidence intervals are given for stochastic data	Not Clear
27) The approach to sensitivity analysis is given	Yes
28) The choice of variables for sensitivity analysis is justified	No
29) The ranges over which the variables are varied are stated	Yes
30) Relevant alternatives are compared	Yes
31) Incremental analysis is reported	Yes
32) Major outcomes are presented in a disaggregated as well as aggregated form	Yes
33) The answer to the study question is given	Yes
34) Conclusions follow from the data reported	Yes
35) Conclusions are accompanied by the appropriate caveats	Yes
<i>Total score as a percentage of the possible score</i>	60.71
<b>Relevance to Modelling Score</b>	
Model structure	Yes
Transition probabilities/risks etc	Yes
Resource use	No
Cost data	Yes
Outcomes/effects	Yes
Utility values	No
Other	No

*Fox-Rushby et al. (2006) The cost-effectiveness of behaviour change interventions designed to reduce CHD.*

<i>Total score as a percentage of the possible score</i>	57.14
<b>Transferability Score</b>	
1) The target decision maker is stated or can be inferred	Yes
2) Effectiveness year are recorded	No
3) Details of life expectancy are given	No
4) Details of compliance are given (Compliance with the intervention)	Yes
5) Resources year are recorded	No
6) Details of technological availability are given	Not Appropriate
7) Details of analysis to transfer to another jurisdiction are stated	No
8) Conclusions address the generalisability of results	No
<i>Total score as a percentage of the possible score</i>	28.57

*Fox-Rushby et al. (2006) The cost-effectiveness of behaviour change interventions designed to reduce CHD.*

Lindgren et al. (2003)	Response/ Score
<b>Drummond</b>	
1) The research question is stated	Yes
3) The viewpoint(s) of the analysis are clearly stated and justified	Yes
5) The alternatives being compared are clearly described	No
6) The form of economic evaluation used is stated	Yes
7) The choice of form of economic evaluation is justified in relation to the questions addressed	Yes
8) The source(s) of effectiveness estimates used are stated	Yes
9) Details of the design and results of effectiveness study are given (if based on a single study) <b>ANSWER 9 OR 10</b>	Not Appropriate
10) Details of the method of synthesis or meta-analysis of estimates are given (if based on an overview of a number of effectiveness studies) <b>ANSWER 9 OR 10</b>	Yes
11) The primary outcome measure(s) for the economic evaluation are clearly stated	Yes
12) Methods to value health states and other benefits are stated	Yes
13) Details of the subjects from whom valuations were obtained are given	Yes
14) Productivity changes (if included) are reported separately	Yes
16) Quantities of resources are reported separately from their unit costs	No
17) Methods for the estimation of quantities and unit costs are described	Yes
18) Currency and price data are recorded	Yes
19) Details of currency of price adjustments for inflation or currency conversion are given	No
20) Details of any model used are given	Yes
21) The choice of model used and the key parameters on which it is based are justified	Yes
22) Time horizon of costs and benefits is stated	Yes
23) The discount rate(s) is stated	Yes
25) An explanation is given if costs or benefits are not discounted	Not Appropriate
26) Details of statistical tests and confidence intervals are given for stochastic data	Not Appropriate
27) The approach to sensitivity analysis is given	Yes
28) The choice of variables for sensitivity analysis is justified	No
29) The ranges over which the variables are varied are stated	No
30) Relevant alternatives are compared	Yes
31) Incremental analysis is reported	Yes
32) Major outcomes are presented in a disaggregated as well as aggregated form	Yes
33) The answer to the study question is given	Yes
34) Conclusions follow from the data reported	Yes
35) Conclusions are accompanied by the appropriate caveats	Yes
<i>Total score as a percentage of the possible score</i>	82.14
<b>Relevance to Modelling Score</b>	
Model structure	Yes
Transition probabilities/risks etc	No
Resource use	No
Cost data	No
Outcomes/effects	No
Utility values	No
Other	No

*Fox-Rushby et al. (2006) The cost-effectiveness of behaviour change interventions designed to reduce CHD.*

<i>Total score as a percentage of the possible score</i>	14.29
<b>Transferability Score</b>	
1) The target decision maker is stated or can be inferred	Yes
2) Effectiveness year are recorded	Not Clear
3) Details of life expectancy are given	Yes
4) Details of compliance are given (Compliance with the intervention)	No
5) Resources year are recorded	Yes
6) Details of technological availability are given	Not Appropriate
7) Details of analysis to transfer to another jurisdiction are stated	No
8) Conclusions address the generalisability of results	No
<i>Total score as a percentage of the possible score</i>	42.86



*Fox-Rushby et al. (2006) The cost-effectiveness of behaviour change interventions designed to reduce CHD.*

Lindholm et al. (1996)	
<b>Drummond</b>	<b>Response/ Score</b>
1) The research question is stated	Yes
3) The viewpoint(s) of the analysis are clearly stated and justified	Yes
5) The alternatives being compared are clearly described	No
6) The form of economic evaluation used is stated	Yes
7) The choice of form of economic evaluation is justified in relation to the questions addressed	Yes
8) The source(s) of effectiveness estimates used are stated	Yes
9) Details of the design and results of effectiveness study are given (if based on a single study) <b>ANSWER 9 OR 10</b>	Not Appropriate
10) Details of the method of synthesis or meta-analysis of estimates are given (if based on an overview of a number of effectiveness studies) <b>ANSWER 9 OR 10</b>	Yes
11) The primary outcome measure(s) for the economic evaluation are clearly stated	Yes
12) Methods to value health states and other benefits are stated	Yes
13) Details of the subjects from whom valuations were obtained are given	Not Appropriate
14) Productivity changes (if included) are reported separately	No
16) Quantities of resources are reported separately from their unit costs	No
17) Methods for the estimation of quantities and unit costs are described	Not Clear
18) Currency and price data are recorded	Yes
19) Details of currency of price adjustments for inflation or currency conversion are given	Yes
20) Details of any model used are given	Not Clear
21) The choice of model used and the key parameters on which it is based are justified	Yes
22) Time horizon of costs and benefits is stated	Yes
23) The discount rate(s) is stated	No
25) An explanation is given if costs or benefits are not discounted	No
26) Details of statistical tests and confidence intervals are given for stochastic data	Not Clear
27) The approach to sensitivity analysis is given	Yes
28) The choice of variables for sensitivity analysis is justified	No
29) The ranges over which the variables are varied are stated	No
30) Relevant alternatives are compared	Yes
31) Incremental analysis is reported	Not Appropriate
32) Major outcomes are presented in a disaggregated as well as aggregated form	Yes
33) The answer to the study question is given	Yes
34) Conclusions follow from the data reported	Yes
35) Conclusions are accompanied by the appropriate caveats	Yes
<i>Total score as a percentage of the possible score</i>	64.29
<b>Relevance to Modelling Score</b>	
Model structure	No
Transition probabilities/risks etc	No
Resource use	No
Cost data	No
Outcomes/effects	Yes
Utility values	No
Other	No

*Fox-Rushby et al. (2006) The cost-effectiveness of behaviour change interventions designed to reduce CHD.*

<i>Total score as a percentage of the possible score</i>	14.29
<b>Transferability Score</b>	
1) The target decision maker is stated or can be inferred	Yes
2) Effectiveness year are recorded	Yes
3) Details of life expectancy are given	No
4) Details of compliance are given (Compliance with the intervention)	No
5) Resources year are recorded	Yes
6) Details of technological availability are given	Not Appropriate
7) Details of analysis to transfer to another jurisdiction are stated	No
8) Conclusions address the generalisability of results	No
<i>Total score as a percentage of the possible score</i>	42.86

*Fox-Rushby et al. (2006) The cost-effectiveness of behaviour change interventions designed to reduce CHD.*

Munro et al. (1997)	Response/ Score
<b>Drummond</b>	
1) The research question is stated	Yes
3) The viewpoint(s) of the analysis are clearly stated and justified	Yes
5) The alternatives being compared are clearly described	Yes
6) The form of economic evaluation used is stated	Yes
7) The choice of form of economic evaluation is justified in relation to the questions addressed	Yes
8) The source(s) of effectiveness estimates used are stated	Yes
9) Details of the design and results of effectiveness study are given (if based on a single study) <b>ANSWER 9 OR 10</b>	Not Appropriate
10) Details of the method of synthesis or meta-analysis of estimates are given (if based on an overview of a number of effectiveness studies) <b>ANSWER 9 OR 10</b>	Yes
11) The primary outcome measure(s) for the economic evaluation are clearly stated	Yes
12) Methods to value health states and other benefits are stated	Not Appropriate
13) Details of the subjects from whom valuations were obtained are given	Not Appropriate
14) Productivity changes (if included) are reported separately	Not Appropriate
16) Quantities of resources are reported separately from their unit costs	Yes
17) Methods for the estimation of quantities and unit costs are described	Yes
18) Currency and price data are recorded	Yes
19) Details of currency of price adjustments for inflation or currency conversion are given	No
20) Details of any model used are given	No
21) The choice of model used and the key parameters on which it is based are justified	Yes
22) Time horizon of costs and benefits is stated	Yes
23) The discount rate(s) is stated	Not Appropriate
25) An explanation is given if costs or benefits are not discounted	No
26) Details of statistical tests and confidence intervals are given for stochastic data	Not Appropriate
27) The approach to sensitivity analysis is given	Yes
28) The choice of variables for sensitivity analysis is justified	Yes
29) The ranges over which the variables are varied are stated	Yes
30) Relevant alternatives are compared	Yes
31) Incremental analysis is reported	Yes
32) Major outcomes are presented in a disaggregated as well as aggregated form	Yes
33) The answer to the study question is given	Yes
34) Conclusions follow from the data reported	Yes
35) Conclusions are accompanied by the appropriate caveats	Yes
<i>Total score as a percentage of the possible score</i>	88.00
<b>Relevance to Modelling Score</b>	
Model structure	No
Transition probabilities/risks etc	No
Resource use	Yes
Cost data	No
Outcomes/effects	Yes
Utility values	No
Other	No

*Fox-Rushby et al. (2006) The cost-effectiveness of behaviour change interventions designed to reduce CHD.*

<i>Total score as a percentage of the possible score</i>	28.57
<b>Transferability Score</b>	
1) The target decision maker is stated or can be inferred	Yes
2) Effectiveness year are recorded	No
3) Details of life expectancy are given	Yes
4) Details of compliance are given (Compliance with the intervention)	Yes
5) Resources year are recorded	Yes
6) Details of technological availability are given	Not Appropriate
7) Details of analysis to transfer to another jurisdiction are stated	Yes
8) Conclusions address the generalisability of results	Yes
<i>Total score as a percentage of the possible score</i>	85.71

*Fox-Rushby et al. (2006) The cost-effectiveness of behaviour change interventions designed to reduce CHD.*

Murray et al. (2003)	Response/ Score
<b>Drummond</b>	
1) The research question is stated	Yes
3) The viewpoint(s) of the analysis are clearly stated and justified	No
5) The alternatives being compared are clearly described	No
6) The form of economic evaluation used is stated	Yes
7) The choice of form of economic evaluation is justified in relation to the questions addressed	Yes
8) The source(s) of effectiveness estimates used are stated	Yes
9) Details of the design and results of effectiveness study are given (if based on a single study) <b>ANSWER 9 OR 10</b>	Not Appropriate
10) Details of the method of synthesis or meta-analysis of estimates are given (if based on an overview of a number of effectiveness studies) <b>ANSWER 9 OR 10</b>	No
11) The primary outcome measure(s) for the economic evaluation are clearly stated	Yes
12) Methods to value health states and other benefits are stated	No
13) Details of the subjects from whom valuations were obtained are given	No
14) Productivity changes (if included) are reported separately	Not Appropriate
16) Quantities of resources are reported separately from their unit costs	No
17) Methods for the estimation of quantities and unit costs are described	Yes
18) Currency and price data are recorded	Yes
19) Details of currency of price adjustments for inflation or currency conversion are given	Yes
20) Details of any model used are given	Not Clear
21) The choice of model used and the key parameters on which it is based are justified	Not Clear
22) Time horizon of costs and benefits is stated	Yes
23) The discount rate(s) is stated	Yes
25) An explanation is given if costs or benefits are not discounted	Not Appropriate
26) Details of statistical tests and confidence intervals are given for stochastic data	Yes
27) The approach to sensitivity analysis is given	Yes
28) The choice of variables for sensitivity analysis is justified	Yes
29) The ranges over which the variables are varied are stated	No
30) Relevant alternatives are compared	Not Clear
31) Incremental analysis is reported	Yes
32) Major outcomes are presented in a disaggregated as well as aggregated form	No
33) The answer to the study question is given	Yes
34) Conclusions follow from the data reported	Yes
35) Conclusions are accompanied by the appropriate caveats	Yes
<i>Total score as a percentage of the possible score</i>	60.71
<b>Relevance to Modelling Score</b>	
Model structure	Yes
Transition probabilities/risks etc	Yes
Resource use	No
Cost data	No
Outcomes/effects	Yes
Utility values	No
Other	No

*Fox-Rushby et al. (2006) The cost-effectiveness of behaviour change interventions designed to reduce CHD.*

<i>Total score as a percentage of the possible score</i>	42.86
<b>Transferability Score</b>	
1) The target decision maker is stated or can be inferred	Yes
2) Effectiveness year are recorded	No
3) Details of life expectancy are given	No
4) Details of compliance are given (Compliance with the intervention)	No
5) Resources year are recorded	No
6) Details of technological availability are given	No
7) Details of analysis to transfer to another jurisdiction are stated	Yes
8) Conclusions address the generalisability of results	Yes
<i>Total score as a percentage of the possible score</i>	37.50

*Fox-Rushby et al. (2006) The cost-effectiveness of behaviour change interventions designed to reduce CHD.*

Nallamothu et al (2000)	Response/ Score
<b>Drummond</b>	
1) The research question is stated	Yes
3) The viewpoint(s) of the analysis are clearly stated and justified	Yes
5) The alternatives being compared are clearly described	Yes
6) The form of economic evaluation used is stated	Yes
7) The choice of form of economic evaluation is justified in relation to the questions addressed	No
8) The source(s) of effectiveness estimates used are stated	Yes
9) Details of the design and results of effectiveness study are given (if based on a single study) <b>ANSWER 9 OR 10</b>	Not Appropriate
10) Details of the method of synthesis or meta-analysis of estimates are given (if based on an overview of a number of effectiveness studies) <b>ANSWER 9 OR 10</b>	Yes
11) The primary outcome measure(s) for the economic evaluation are clearly stated	Yes
12) Methods to value health states and other benefits are stated	Not Appropriate
13) Details of the subjects from whom valuations were obtained are given	Not Appropriate
14) Productivity changes (if included) are reported separately	Not Appropriate
16) Quantities of resources are reported separately from their unit costs	No
17) Methods for the estimation of quantities and unit costs are described	No
18) Currency and price data are recorded	Yes
19) Details of currency of price adjustments for inflation or currency conversion are given	No
20) Details of any model used are given	Yes
21) The choice of model used and the key parameters on which it is based are justified	Yes
22) Time horizon of costs and benefits is stated	Yes
23) The discount rate(s) is stated	Yes
25) An explanation is given if costs or benefits are not discounted	Not Appropriate
26) Details of statistical tests and confidence intervals are given for stochastic data	Yes
27) The approach to sensitivity analysis is given	Yes
28) The choice of variables for sensitivity analysis is justified	Yes
29) The ranges over which the variables are varied are stated	Yes
30) Relevant alternatives are compared	Yes
31) Incremental analysis is reported	Yes
32) Major outcomes are presented in a disaggregated as well as aggregated form	Yes
33) The answer to the study question is given	Yes
34) Conclusions follow from the data reported	Yes
35) Conclusions are accompanied by the appropriate caveats	Yes
<i>Total score as a percentage of the possible score</i>	84.62
<b>Relevance to Modelling Score</b>	
Model structure	Yes
Transition probabilities/risks etc	Yes
Resource use	No
Cost data	No
Outcomes/effects	Yes
Utility values	No
Other	No

*Fox-Rushby et al. (2006) The cost-effectiveness of behaviour change interventions designed to reduce CHD.*

<i>Total score as a percentage of the possible score</i>	42.86
<b>Transferability Score</b>	
1) The target decision maker is stated or can be inferred	Yes
2) Effectiveness year are recorded	Yes
3) Details of life expectancy are given	Yes
4) Details of compliance are given (Compliance with the intervention)	Yes
5) Resources year are recorded	Yes
6) Details of technological availability are given	Not Appropriate
7) Details of analysis to transfer to another jurisdiction are stated	Yes
8) Conclusions address the generalisability of results	Yes
<i>Total score as a percentage of the possible score</i>	100.00



*Fox-Rushby et al. (2006) The cost-effectiveness of behaviour change interventions designed to reduce CHD.*

Olsen et al. (2005)	
<b>Drummond</b>	<b>Response/ Score</b>
1) The research question is stated	Yes
3) The viewpoint(s) of the analysis are clearly stated and justified	Yes
5) The alternatives being compared are clearly described	Yes
6) The form of economic evaluation used is stated	Yes
7) The choice of form of economic evaluation is justified in relation to the questions addressed	Yes
8) The source(s) of effectiveness estimates used are stated	Yes
9) Details of the design and results of effectiveness study are given (if based on a single study) <b>ANSWER 9 OR 10</b>	Not Appropriate
10) Details of the method of synthesis or meta-analysis of estimates are given (if based on an overview of a number of effectiveness studies) <b>ANSWER 9 OR 10</b>	Yes
11) The primary outcome measure(s) for the economic evaluation are clearly stated	Yes
12) Methods to value health states and other benefits are stated	Not Appropriate
13) Details of the subjects from whom valuations were obtained are given	Not Appropriate
14) Productivity changes (if included) are reported separately	Not Appropriate
16) Quantities of resources are reported separately from their unit costs	Yes
17) Methods for the estimation of quantities and unit costs are described	Yes
18) Currency and price data are recorded	Yes
19) Details of currency of price adjustments for inflation or currency conversion are given	No
20) Details of any model used are given	Yes
21) The choice of model used and the key parameters on which it is based are justified	Yes
22) Time horizon of costs and benefits is stated	No
23) The discount rate(s) is stated	No
25) An explanation is given if costs or benefits are not discounted	No
26) Details of statistical tests and confidence intervals are given for stochastic data	Yes
27) The approach to sensitivity analysis is given	Yes
28) The choice of variables for sensitivity analysis is justified	Yes
29) The ranges over which the variables are varied are stated	No
30) Relevant alternatives are compared	Yes
31) Incremental analysis is reported	Yes
32) Major outcomes are presented in a disaggregated as well as aggregated form	Yes
33) The answer to the study question is given	Yes
34) Conclusions follow from the data reported	Yes
35) Conclusions are accompanied by the appropriate caveats	Yes
<i>Total score as a percentage of the possible score</i>	81.48
<b>Relevance to Modelling Score</b>	
Model structure	No
Transition probabilities/risks etc	No
Resource use	No
Cost data	No
Outcomes/effects	Yes
Utility values	No
Other	No

*Fox-Rushby et al. (2006) The cost-effectiveness of behaviour change interventions designed to reduce CHD.*

<i>Total score as a percentage of the possible score</i>	14.29
<b>Transferability Score</b>	
1) The target decision maker is stated or can be inferred	Yes
2) Effectiveness year are recorded	Yes
3) Details of life expectancy are given	Yes
4) Details of compliance are given (Compliance with the intervention)	Yes
5) Resources year are recorded	Yes
6) Details of technological availability are given	Not Appropriate
7) Details of analysis to transfer to another jurisdiction are stated	Yes
8) Conclusions address the generalisability of results	No
<i>Total score as a percentage of the possible score</i>	85.71

*Fox-Rushby et al. (2006) The cost-effectiveness of behaviour change interventions designed to reduce CHD.*

Ong & Glantz (2004)	Response/ Score
<b>Drummond</b>	
1) The research question is stated	Yes
3) The viewpoint(s) of the analysis are clearly stated and justified	Yes
5) The alternatives being compared are clearly described	Yes
6) The form of economic evaluation used is stated	No
7) The choice of form of economic evaluation is justified in relation to the questions addressed	No
8) The source(s) of effectiveness estimates used are stated	Yes
9) Details of the design and results of effectiveness study are given (if based on a single study) <b>ANSWER 9 OR 10</b>	Not Appropriate
10) Details of the method of synthesis or meta-analysis of estimates are given (if based on an overview of a number of effectiveness studies) <b>ANSWER 9 OR 10</b>	Yes
11) The primary outcome measure(s) for the economic evaluation are clearly stated	Yes
12) Methods to value health states and other benefits are stated	Not Appropriate
13) Details of the subjects from whom valuations were obtained are given	Not Appropriate
14) Productivity changes (if included) are reported separately	Not Appropriate
16) Quantities of resources are reported separately from their unit costs	Yes
17) Methods for the estimation of quantities and unit costs are described	No
18) Currency and price data are recorded	Yes
19) Details of currency of price adjustments for inflation or currency conversion are given	No
20) Details of any model used are given	Yes
21) The choice of model used and the key parameters on which it is based are justified	No
22) Time horizon of costs and benefits is stated	Yes
23) The discount rate(s) is stated	No
25) An explanation is given if costs or benefits are not discounted	No
26) Details of statistical tests and confidence intervals are given for stochastic data	Not Appropriate
27) The approach to sensitivity analysis is given	No
28) The choice of variables for sensitivity analysis is justified	Not Appropriate
29) The ranges over which the variables are varied are stated	Not Appropriate
30) Relevant alternatives are compared	Not Appropriate
31) Incremental analysis is reported	Yes
32) Major outcomes are presented in a disaggregated as well as aggregated form	Yes
33) The answer to the study question is given	Yes
34) Conclusions follow from the data reported	Yes
35) Conclusions are accompanied by the appropriate caveats	Yes
<i>Total score as a percentage of the possible score</i>	65.22
<b>Relevance to Modelling Score</b>	
Model structure	No
Transition probabilities/risks etc	Yes
Resource use	No
Cost data	No
Outcomes/effects	No
Utility values	No
Other	No

*Fox-Rushby et al. (2006) The cost-effectiveness of behaviour change interventions designed to reduce CHD.*

<i>Total score as a percentage of the possible score</i>	14.29
<b>Transferability Score</b>	
1) The target decision maker is stated or can be inferred	Yes
2) Effectiveness year are recorded	Yes
3) Details of life expectancy are given	No
4) Details of compliance are given (Compliance with the intervention)	No
5) Resources year are recorded	Yes
6) Details of technological availability are given	Not Appropriate
7) Details of analysis to transfer to another jurisdiction are stated	Yes
8) Conclusions address the generalisability of results	Yes
<i>Total score as a percentage of the possible score</i>	71.43

*Fox-Rushby et al. (2006) The cost-effectiveness of behaviour change interventions designed to reduce CHD.*

Phillips & Prowle (1993)	Response/ Score
<b>Drummond</b>	
1) The research question is stated	Yes
3) The viewpoint(s) of the analysis are clearly stated and justified	Yes
5) The alternatives being compared are clearly described	No
6) The form of economic evaluation used is stated	No
7) The choice of form of economic evaluation is justified in relation to the questions addressed	No
8) The source(s) of effectiveness estimates used are stated	Yes
9) Details of the design and results of effectiveness study are given (if based on a single study) <b>ANSWER 9 OR 10</b>	Not Appropriate
10) Details of the method of synthesis or meta-analysis of estimates are given (if based on an overview of a number of effectiveness studies) <b>ANSWER 9 OR 10</b>	No
11) The primary outcome measure(s) for the economic evaluation are clearly stated	Yes
12) Methods to value health states and other benefits are stated	Not Appropriate
13) Details of the subjects from whom valuations were obtained are given	Not Appropriate
14) Productivity changes (if included) are reported separately	Not Appropriate
16) Quantities of resources are reported separately from their unit costs	No
17) Methods for the estimation of quantities and unit costs are described	Yes
18) Currency and price data are recorded	No
19) Details of currency of price adjustments for inflation or currency conversion are given	No
20) Details of any model used are given	No
21) The choice of model used and the key parameters on which it is based are justified	No
22) Time horizon of costs and benefits is stated	No
23) The discount rate(s) is stated	No
25) An explanation is given if costs or benefits are not discounted	No
26) Details of statistical tests and confidence intervals are given for stochastic data	Not Appropriate
27) The approach to sensitivity analysis is given	Yes
28) The choice of variables for sensitivity analysis is justified	No
29) The ranges over which the variables are varied are stated	Yes
30) Relevant alternatives are compared	Yes
31) Incremental analysis is reported	No
32) Major outcomes are presented in a disaggregated as well as aggregated form	Yes
33) The answer to the study question is given	Yes
34) Conclusions follow from the data reported	Yes
35) Conclusions are accompanied by the appropriate caveats	No
<i>Total score as a percentage of the possible score</i>	42.31
<b>Relevance to Modelling Score</b>	
Model structure	No
Transition probabilities/risks etc	Yes
Resource use	No
Cost data	No
Outcomes/effects	No
Utility values	No
Other	No

*Fox-Rushby et al. (2006) The cost-effectiveness of behaviour change interventions designed to reduce CHD.*

<i>Total score as a percentage of the possible score</i>	14.29
<b>Transferability Score</b>	
1) The target decision maker is stated or can be inferred	Yes
2) Effectiveness year are recorded	No
3) Details of life expectancy are given	No
4) Details of compliance are given (Compliance with the intervention)	Yes
5) Resources year are recorded	No
6) Details of technological availability are given	Not Appropriate
7) Details of analysis to transfer to another jurisdiction are stated	No
8) Conclusions address the generalisability of results	Yes
<i>Total score as a percentage of the possible score</i>	42.86

*Fox-Rushby et al. (2006) The cost-effectiveness of behaviour change interventions designed to reduce CHD.*

Phillips et al. (2000) Drummond	Response/ Score
1) The research question is stated	Yes
3) The viewpoint(s) of the analysis are clearly stated and justified	Yes
5) The alternatives being compared are clearly described	Yes
6) The form of economic evaluation used is stated	Yes
7) The choice of form of economic evaluation is justified in relation to the questions addressed	Yes
8) The source(s) of effectiveness estimates used are stated	Yes
9) Details of the design and results of effectiveness study are given (if based on a single study) <b>ANSWER 9 OR 10</b>	Not Appropriate
10) Details of the method of synthesis or meta-analysis of estimates are given (if based on an overview of a number of effectiveness studies) <b>ANSWER 9 OR 10</b>	Yes
11) The primary outcome measure(s) for the economic evaluation are clearly stated	Yes
12) Methods to value health states and other benefits are stated	Yes
13) Details of the subjects from whom valuations were obtained are given	No
14) Productivity changes (if included) are reported separately	Yes
16) Quantities of resources are reported separately from their unit costs	No
17) Methods for the estimation of quantities and unit costs are described	Yes
18) Currency and price data are recorded	Yes
19) Details of currency of price adjustments for inflation or currency conversion are given	No
20) Details of any model used are given	Yes
21) The choice of model used and the key parameters on which it is based are justified	Yes
22) Time horizon of costs and benefits is stated	Yes
23) The discount rate(s) is stated	Yes
25) An explanation is given if costs or benefits are not discounted	Not Appropriate
26) Details of statistical tests and confidence intervals are given for stochastic data	Not Appropriate
27) The approach to sensitivity analysis is given	Yes
28) The choice of variables for sensitivity analysis is justified	Yes
29) The ranges over which the variables are varied are stated	Yes
30) Relevant alternatives are compared	Yes
31) Incremental analysis is reported	Yes
32) Major outcomes are presented in a disaggregated as well as aggregated form	Yes
33) The answer to the study question is given	Yes
34) Conclusions follow from the data reported	Yes
35) Conclusions are accompanied by the appropriate caveats	Yes
<i>Total score as a percentage of the possible score</i>	89.29
<b>Relevance to Modelling Score</b>	
Model structure	No
Transition probabilities/risks etc	No
Resource use	No
Cost data	Yes
Outcomes/effects	Yes
Utility values	No
Other	No

*Fox-Rushby et al. (2006) The cost-effectiveness of behaviour change interventions designed to reduce CHD.*

<i>Total score as a percentage of the possible score</i>	28.57
<b>Transferability Score</b>	
1) The target decision maker is stated or can be inferred	Yes
2) Effectiveness year are recorded	Yes
3) Details of life expectancy are given	Yes
4) Details of compliance are given (Compliance with the intervention)	Yes
5) Resources year are recorded	Yes
6) Details of technological availability are given	Not Appropriate
7) Details of analysis to transfer to another jurisdiction are stated	Yes
8) Conclusions address the generalisability of results	No
<i>Total score as a percentage of the possible score</i>	85.71



*Fox-Rushby et al. (2006) The cost-effectiveness of behaviour change interventions designed to reduce CHD.*

Plans-Rubio (1997)	Response/ Score
<b>Drummond</b>	
1) The research question is stated	Yes
3) The viewpoint(s) of the analysis are clearly stated and justified	Yes
5) The alternatives being compared are clearly described	Yes
6) The form of economic evaluation used is stated	Yes
7) The choice of form of economic evaluation is justified in relation to the questions addressed	Yes
8) The source(s) of effectiveness estimates used are stated	Yes
9) Details of the design and results of effectiveness study are given (if based on a single study) <b>ANSWER 9 OR 10</b>	Not Appropriate
10) Details of the method of synthesis or meta-analysis of estimates are given (if based on an overview of a number of effectiveness studies) <b>ANSWER 9 OR 10</b>	Yes
11) The primary outcome measure(s) for the economic evaluation are clearly stated	Yes
12) Methods to value health states and other benefits are stated	Not Appropriate
13) Details of the subjects from whom valuations were obtained are given	Not Appropriate
14) Productivity changes (if included) are reported separately	Not Appropriate
16) Quantities of resources are reported separately from their unit costs	Yes
17) Methods for the estimation of quantities and unit costs are described	Yes
18) Currency and price data are recorded	Yes
19) Details of currency of price adjustments for inflation or currency conversion are given	No
20) Details of any model used are given	Yes
21) The choice of model used and the key parameters on which it is based are justified	Not Clear
22) Time horizon of costs and benefits is stated	No
23) The discount rate(s) is stated	Yes
25) An explanation is given if costs or benefits are not discounted	Not Appropriate
26) Details of statistical tests and confidence intervals are given for stochastic data	No
27) The approach to sensitivity analysis is given	Yes
28) The choice of variables for sensitivity analysis is justified	No
29) The ranges over which the variables are varied are stated	Yes
30) Relevant alternatives are compared	Yes
31) Incremental analysis is reported	Yes
32) Major outcomes are presented in a disaggregated as well as aggregated form	Yes
33) The answer to the study question is given	Yes
34) Conclusions follow from the data reported	Yes
35) Conclusions are accompanied by the appropriate caveats	Yes
<i>Total score as a percentage of the possible score</i>	80.77
<b>Relevance to Modelling Score</b>	
Model structure	No
Transition probabilities/risks etc	Yes
Resource use	No
Cost data	No
Outcomes/effects	Yes
Utility values	No
Other	No

*Fox-Rushby et al. (2006) The cost-effectiveness of behaviour change interventions designed to reduce CHD.*

<i>Total score as a percentage of the possible score</i>	28.57
<b>Transferability Score</b>	
1) The target decision maker is stated or can be inferred	Yes
2) Effectiveness year are recorded	Yes
3) Details of life expectancy are given	Yes
4) Details of compliance are given (Compliance with the intervention)	Yes
5) Resources year are recorded	Yes
6) Details of technological availability are given	Not Appropriate
7) Details of analysis to transfer to another jurisdiction are stated	Yes
8) Conclusions address the generalisability of results	Yes
<i>Total score as a percentage of the possible score</i>	100.00

*Fox-Rushby et al. (2006) The cost-effectiveness of behaviour change interventions designed to reduce CHD.*

Plans-Rubio (1998)	
Drummond	Response/ Score
1) The research question is stated	Yes
3) The viewpoint(s) of the analysis are clearly stated and justified	Yes
5) The alternatives being compared are clearly described	Yes
6) The form of economic evaluation used is stated	Yes
7) The choice of form of economic evaluation is justified in relation to the questions addressed	Yes
8) The source(s) of effectiveness estimates used are stated	Yes
9) Details of the design and results of effectiveness study are given (if based on a single study) <b>ANSWER 9 OR 10</b>	Yes
10) Details of the method of synthesis or meta-analysis of estimates are given (if based on an overview of a number of effectiveness studies) <b>ANSWER 9 OR 10</b>	Not Appropriate
11) The primary outcome measure(s) for the economic evaluation are clearly stated	Yes
12) Methods to value health states and other benefits are stated	Not Appropriate
13) Details of the subjects from whom valuations were obtained are given	Not Appropriate
14) Productivity changes (if included) are reported separately	Not Appropriate
16) Quantities of resources are reported separately from their unit costs	No
17) Methods for the estimation of quantities and unit costs are described	No
18) Currency and price data are recorded	Yes
19) Details of currency of price adjustments for inflation or currency conversion are given	No
20) Details of any model used are given	No
21) The choice of model used and the key parameters on which it is based are justified	No
22) Time horizon of costs and benefits is stated	No
23) The discount rate(s) is stated	Yes
25) An explanation is given if costs or benefits are not discounted	Not Appropriate
26) Details of statistical tests and confidence intervals are given for stochastic data	No
27) The approach to sensitivity analysis is given	Yes
28) The choice of variables for sensitivity analysis is justified	No
29) The ranges over which the variables are varied are stated	Yes
30) Relevant alternatives are compared	Yes
31) Incremental analysis is reported	Yes
32) Major outcomes are presented in a disaggregated as well as aggregated form	Yes
33) The answer to the study question is given	Yes
34) Conclusions follow from the data reported	Yes
35) Conclusions are accompanied by the appropriate caveats	Yes
<i>Total score as a percentage of the possible score</i>	69.23
<b>Relevance to Modelling Score</b>	
Model structure	No
Transition probabilities/risks etc	No
Resource use	No
Cost data	No
Outcomes/effects	Yes
Utility values	No
Other	No

*Fox-Rushby et al. (2006) The cost-effectiveness of behaviour change interventions designed to reduce CHD.*

<i>Total score as a percentage of the possible score</i>	14.29
<b>Transferability Score</b>	
1) The target decision maker is stated or can be inferred	Yes
2) Effectiveness year are recorded	No
3) Details of life expectancy are given	No
4) Details of compliance are given (Compliance with the intervention)	Yes
5) Resources year are recorded	No
6) Details of technological availability are given	Not Appropriate
7) Details of analysis to transfer to another jurisdiction are stated	No
8) Conclusions address the generalisability of results	Yes
<i>Total score as a percentage of the possible score</i>	42.86

*Fox-Rushby et al. (2006) The cost-effectiveness of behaviour change interventions designed to reduce CHD.*

Plans-Rubio (2004)	Response/ Score
<b>Drummond</b>	
1) The research question is stated	Yes
3) The viewpoint(s) of the analysis are clearly stated and justified	Yes
5) The alternatives being compared are clearly described	Yes
6) The form of economic evaluation used is stated	Yes
7) The choice of form of economic evaluation is justified in relation to the questions addressed	Yes
8) The source(s) of effectiveness estimates used are stated	Yes
9) Details of the design and results of effectiveness study are given (if based on a single study) <b>ANSWER 9 OR 10</b>	Yes
10) Details of the method of synthesis or meta-analysis of estimates are given (if based on an overview of a number of effectiveness studies) <b>ANSWER 9 OR 10</b>	Not Appropriate
11) The primary outcome measure(s) for the economic evaluation are clearly stated	Yes
12) Methods to value health states and other benefits are stated	Not Appropriate
13) Details of the subjects from whom valuations were obtained are given	Not Appropriate
14) Productivity changes (if included) are reported separately	Not Appropriate
16) Quantities of resources are reported separately from their unit costs	Yes
17) Methods for the estimation of quantities and unit costs are described	No
18) Currency and price data are recorded	Yes
19) Details of currency of price adjustments for inflation or currency conversion are given	No
20) Details of any model used are given	Yes
21) The choice of model used and the key parameters on which it is based are justified	Yes
22) Time horizon of costs and benefits is stated	No
23) The discount rate(s) is stated	No
25) An explanation is given if costs or benefits are not discounted	No
26) Details of statistical tests and confidence intervals are given for stochastic data	Yes
27) The approach to sensitivity analysis is given	No
28) The choice of variables for sensitivity analysis is justified	Not Appropriate
29) The ranges over which the variables are varied are stated	Not Appropriate
30) Relevant alternatives are compared	Not Appropriate
31) Incremental analysis is reported	Yes
32) Major outcomes are presented in a disaggregated as well as aggregated form	Yes
33) The answer to the study question is given	Yes
34) Conclusions follow from the data reported	Yes
35) Conclusions are accompanied by the appropriate caveats	Yes
<i>Total score as a percentage of the possible score</i>	75.00
<b>Relevance to Modelling Score</b>	
Model structure	No
Transition probabilities/risks etc	No
Resource use	No
Cost data	No
Outcomes/effects	No
Utility values	No
Other	No

*Fox-Rushby et al. (2006) The cost-effectiveness of behaviour change interventions designed to reduce CHD.*

<i>Total score as a percentage of the possible score</i>	0.00
<b>Transferability Score</b>	
1) The target decision maker is stated or can be inferred	Yes
2) Effectiveness year are recorded	Yes
3) Details of life expectancy are given	No
4) Details of compliance are given (Compliance with the intervention)	No
5) Resources year are recorded	Yes
6) Details of technological availability are given	Not Appropriate
7) Details of analysis to transfer to another jurisdiction are stated	Yes
8) Conclusions address the generalisability of results	Yes
<i>Total score as a percentage of the possible score</i>	71.43

*Fox-Rushby et al. (2006) The cost-effectiveness of behaviour change interventions designed to reduce CHD.*

Prosser et al. (2000)	Response/ Score
<b>Drummond</b>	
1) The research question is stated	Yes
3) The viewpoint(s) of the analysis are clearly stated and justified	Yes
5) The alternatives being compared are clearly described	Yes
6) The form of economic evaluation used is stated	Yes
7) The choice of form of economic evaluation is justified in relation to the questions addressed	No
8) The source(s) of effectiveness estimates used are stated	Yes
9) Details of the design and results of effectiveness study are given (if based on a single study) <b>ANSWER 9 OR 10</b>	Not Appropriate
10) Details of the method of synthesis or meta-analysis of estimates are given (if based on an overview of a number of effectiveness studies) <b>ANSWER 9 OR 10</b>	Yes
11) The primary outcome measure(s) for the economic evaluation are clearly stated	Yes
12) Methods to value health states and other benefits are stated	Yes
13) Details of the subjects from whom valuations were obtained are given	Yes
14) Productivity changes (if included) are reported separately	Not Appropriate
16) Quantities of resources are reported separately from their unit costs	No
17) Methods for the estimation of quantities and unit costs are described	Yes
18) Currency and price data are recorded	Yes
19) Details of currency of price adjustments for inflation or currency conversion are given	No
20) Details of any model used are given	Yes
21) The choice of model used and the key parameters on which it is based are justified	No
22) Time horizon of costs and benefits is stated	Yes
23) The discount rate(s) is stated	Yes
25) An explanation is given if costs or benefits are not discounted	Not Appropriate
26) Details of statistical tests and confidence intervals are given for stochastic data	Not Appropriate
27) The approach to sensitivity analysis is given	Yes
28) The choice of variables for sensitivity analysis is justified	No
29) The ranges over which the variables are varied are stated	No
30) Relevant alternatives are compared	Yes
31) Incremental analysis is reported	Yes
32) Major outcomes are presented in a disaggregated as well as aggregated form	Yes
33) The answer to the study question is given	Yes
34) Conclusions follow from the data reported	Yes
35) Conclusions are accompanied by the appropriate caveats	Yes
<i>Total score as a percentage of the possible score</i>	<i>77.78</i>
<b>Relevance to Modelling Score</b>	
Model structure	No
Transition probabilities/risks etc	Yes
Resource use	No
Cost data	No
Outcomes/effects	No
Utility values	No
Other	No

*Fox-Rushby et al. (2006) The cost-effectiveness of behaviour change interventions designed to reduce CHD.*

<i>Total score as a percentage of the possible score</i>	14.29
<b>Transferability Score</b>	
1) The target decision maker is stated or can be inferred	Yes
2) Effectiveness year are recorded	Yes
3) Details of life expectancy are given	No
4) Details of compliance are given (Compliance with the intervention)	Yes
5) Resources year are recorded	Yes
6) Details of technological availability are given	Not Appropriate
7) Details of analysis to transfer to another jurisdiction are stated	No
8) Conclusions address the generalisability of results	Yes
<i>Total score as a percentage of the possible score</i>	71.43



*Fox-Rushby et al. (2006) The cost-effectiveness of behaviour change interventions designed to reduce CHD.*

Services, D. o. H. a. H. (2003)	
<b>Drummond</b>	<b>Response/ Score</b>
1) The research question is stated	Yes
3) The viewpoint(s) of the analysis are clearly stated and justified	Yes
5) The alternatives being compared are clearly described	Yes
6) The form of economic evaluation used is stated	No
7) The choice of form of economic evaluation is justified in relation to the questions addressed	No
8) The source(s) of effectiveness estimates used are stated	Yes
9) Details of the design and results of effectiveness study are given (if based on a single study) <b>ANSWER 9 OR 10</b>	Not Appropriate
10) Details of the method of synthesis or meta-analysis of estimates are given (if based on an overview of a number of effectiveness studies) <b>ANSWER 9 OR 10</b>	Yes
11) The primary outcome measure(s) for the economic evaluation are clearly stated	Yes
12) Methods to value health states and other benefits are stated	Yes
13) Details of the subjects from whom valuations were obtained are given	No
14) Productivity changes (if included) are reported separately	Not Appropriate
16) Quantities of resources are reported separately from their unit costs	Yes
17) Methods for the estimation of quantities and unit costs are described	Yes
18) Currency and price data are recorded	No
19) Details of currency of price adjustments for inflation or currency conversion are given	No
20) Details of any model used are given	Yes
21) The choice of model used and the key parameters on which it is based are justified	No
22) Time horizon of costs and benefits is stated	Yes
23) The discount rate(s) is stated	Yes
25) An explanation is given if costs or benefits are not discounted	Not Appropriate
26) Details of statistical tests and confidence intervals are given for stochastic data	Not Appropriate
27) The approach to sensitivity analysis is given	No
28) The choice of variables for sensitivity analysis is justified	Not Appropriate
29) The ranges over which the variables are varied are stated	Not Appropriate
30) Relevant alternatives are compared	Not Appropriate
31) Incremental analysis is reported	Yes
32) Major outcomes are presented in a disaggregated as well as aggregated form	Yes
33) The answer to the study question is given	Yes
34) Conclusions follow from the data reported	Yes
35) Conclusions are accompanied by the appropriate caveats	Yes
<i>Total score as a percentage of the possible score</i>	70.83
<b>Relevance to Modelling Score</b>	
Model structure	No
Transition probabilities/risks etc	Yes
Resource use	Yes

*Fox-Rushby et al. (2006) The cost-effectiveness of behaviour change interventions designed to reduce CHD.*

Cost data	No
Outcomes/effects	No
Utility values	Yes
Other	No
<i>Total score as a percentage of the possible score</i>	42.86
<b>Transferability Score</b>	
1) The target decision maker is stated or can be inferred	Yes
2) Effectiveness year are recorded	No
3) Details of life expectancy are given	Yes
4) Details of compliance are given (Compliance with the intervention)	No
5) Resources year are recorded	No
6) Details of technological availability are given	Not Appropriate
7) Details of analysis to transfer to another jurisdiction are stated	No
8) Conclusions address the generalisability of results	Yes
<i>Total score as a percentage of the possible score</i>	42.86

*Fox-Rushby et al. (2006) The cost-effectiveness of behaviour change interventions designed to reduce CHD.*

Stinnett et al. (1996)	Response/ Score
<b>Drummond</b>	
1) The research question is stated	Yes
3) The viewpoint(s) of the analysis are clearly stated and justified	Yes
5) The alternatives being compared are clearly described	No
6) The form of economic evaluation used is stated	Yes
7) The choice of form of economic evaluation is justified in relation to the questions addressed	Yes
8) The source(s) of effectiveness estimates used are stated	Yes
9) Details of the design and results of effectiveness study are given (if based on a single study) <b>ANSWER 9 OR 10</b>	Not Appropriate
10) Details of the method of synthesis or meta-analysis of estimates are given (if based on an overview of a number of effectiveness studies) <b>ANSWER 9 OR 10</b>	Yes
11) The primary outcome measure(s) for the economic evaluation are clearly stated	Yes
12) Methods to value health states and other benefits are stated	Yes
13) Details of the subjects from whom valuations were obtained are given	Yes
14) Productivity changes (if included) are reported separately	Not Appropriate
16) Quantities of resources are reported separately from their unit costs	Yes
17) Methods for the estimation of quantities and unit costs are described	Yes
18) Currency and price data are recorded	Yes
19) Details of currency of price adjustments for inflation or currency conversion are given	No
20) Details of any model used are given	Yes
21) The choice of model used and the key parameters on which it is based are justified	Yes
22) Time horizon of costs and benefits is stated	Yes
23) The discount rate(s) is stated	Yes
25) An explanation is given if costs or benefits are not discounted	Not Appropriate
26) Details of statistical tests and confidence intervals are given for stochastic data	Not Appropriate
27) The approach to sensitivity analysis is given	Yes
28) The choice of variables for sensitivity analysis is justified	No
29) The ranges over which the variables are varied are stated	Yes
30) Relevant alternatives are compared	Yes
31) Incremental analysis is reported	Yes
32) Major outcomes are presented in a disaggregated as well as aggregated form	Yes
33) The answer to the study question is given	Yes
34) Conclusions follow from the data reported	Yes
35) Conclusions are accompanied by the appropriate caveats	Yes
<i>Total score as a percentage of the possible score</i>	88.89
<b>Relevance to Modelling Score</b>	
Model structure	No
Transition probabilities/risks etc	No
Resource use	No
Cost data	No
Outcomes/effects	No
Utility values	No
Other	No

*Fox-Rushby et al. (2006) The cost-effectiveness of behaviour change interventions designed to reduce CHD.*

<i>Total score as a percentage of the possible score</i>	0.00
<b>Transferability Score</b>	
1) The target decision maker is stated or can be inferred	Yes
2) Effectiveness year are recorded	Yes
3) Details of life expectancy are given	No
4) Details of compliance are given (Compliance with the intervention)	No
5) Resources year are recorded	Yes
6) Details of technological availability are given	Not Appropriate
7) Details of analysis to transfer to another jurisdiction are stated	No
8) Conclusions address the generalisability of results	Yes
<i>Total score as a percentage of the possible score</i>	57.14

*Fox-Rushby et al. (2006) The cost-effectiveness of behaviour change interventions designed to reduce CHD.*

Tice et al. (2001)	
<b>Drummond</b>	<b>Response/ Score</b>
1) The research question is stated	Yes
3) The viewpoint(s) of the analysis are clearly stated and justified	Yes
5) The alternatives being compared are clearly described	Yes
6) The form of economic evaluation used is stated	Yes
7) The choice of form of economic evaluation is justified in relation to the questions addressed	Yes
8) The source(s) of effectiveness estimates used are stated	Yes
9) Details of the design and results of effectiveness study are given (if based on a single study) <b>ANSWER 9 OR 10</b>	Not Appropriate
10) Details of the method of synthesis or meta-analysis of estimates are given (if based on an overview of a number of effectiveness studies) <b>ANSWER 9 OR 10</b>	Yes
11) The primary outcome measure(s) for the economic evaluation are clearly stated	Yes
12) Methods to value health states and other benefits are stated	Yes
13) Details of the subjects from whom valuations were obtained are given	Yes
14) Productivity changes (if included) are reported separately	Not Appropriate
16) Quantities of resources are reported separately from their unit costs	No
17) Methods for the estimation of quantities and unit costs are described	No
18) Currency and price data are recorded	Yes
19) Details of currency of price adjustments for inflation or currency conversion are given	Yes
20) Details of any model used are given	Yes
21) The choice of model used and the key parameters on which it is based are justified	Yes
22) Time horizon of costs and benefits is stated	Yes
23) The discount rate(s) is stated	Yes
25) An explanation is given if costs or benefits are not discounted	Not Appropriate
26) Details of statistical tests and confidence intervals are given for stochastic data	Not Appropriate
27) The approach to sensitivity analysis is given	Yes
28) The choice of variables for sensitivity analysis is justified	No
29) The ranges over which the variables are varied are stated	Yes
30) Relevant alternatives are compared	Yes
31) Incremental analysis is reported	Yes
32) Major outcomes are presented in a disaggregated as well as aggregated form	Yes
33) The answer to the study question is given	Yes
34) Conclusions follow from the data reported	Yes
35) Conclusions are accompanied by the appropriate caveats	Yes
<i>Total score as a percentage of the possible score</i>	88.89
<b>Relevance to Modelling Score</b>	
Model structure	Yes
Transition probabilities/risks etc	No
Resource use	No
Cost data	No
Outcomes/effects	Yes
Utility values	No
Other	No

*Fox-Rushby et al. (2006) The cost-effectiveness of behaviour change interventions designed to reduce CHD.*

<i>Total score as a percentage of the possible score</i>	28.57
<b>Transferability Score</b>	
1) The target decision maker is stated or can be inferred	Yes
2) Effectiveness year are recorded	Yes
3) Details of life expectancy are given	No
4) Details of compliance are given (Compliance with the intervention)	Yes
5) Resources year are recorded	Yes
6) Details of technological availability are given	Not Appropriate
7) Details of analysis to transfer to another jurisdiction are stated	Not Clear
8) Conclusions address the generalisability of results	Yes
<i>Total score as a percentage of the possible score</i>	71.43

*Fox-Rushby et al. (2006) The cost-effectiveness of behaviour change interventions designed to reduce CHD.*

Tosteson et al. (1997)	
<b>Drummond</b>	<b>Response/ Score</b>
1) The research question is stated	Yes
3) The viewpoint(s) of the analysis are clearly stated and justified	No
5) The alternatives being compared are clearly described	No
6) The form of economic evaluation used is stated	Yes
7) The choice of form of economic evaluation is justified in relation to the questions addressed	Yes
8) The source(s) of effectiveness estimates used are stated	Yes
9) Details of the design and results of effectiveness study are given (if based on a single study) <b>ANSWER 9 OR 10</b>	Not Appropriate
10) Details of the method of synthesis or meta-analysis of estimates are given (if based on an overview of a number of effectiveness studies) <b>ANSWER 9 OR 10</b>	Yes
11) The primary outcome measure(s) for the economic evaluation are clearly stated	Yes
12) Methods to value health states and other benefits are stated	Yes
13) Details of the subjects from whom valuations were obtained are given	Not Appropriate
14) Productivity changes (if included) are reported separately	Not Appropriate
16) Quantities of resources are reported separately from their unit costs	No
17) Methods for the estimation of quantities and unit costs are described	No
18) Currency and price data are recorded	Yes
19) Details of currency of price adjustments for inflation or currency conversion are given	No
20) Details of any model used are given	Yes
21) The choice of model used and the key parameters on which it is based are justified	Yes
22) Time horizon of costs and benefits is stated	Yes
23) The discount rate(s) is stated	Yes
25) An explanation is given if costs or benefits are not discounted	Not Appropriate
26) Details of statistical tests and confidence intervals are given for stochastic data	No
27) The approach to sensitivity analysis is given	Yes
28) The choice of variables for sensitivity analysis is justified	Yes
29) The ranges over which the variables are varied are stated	Yes
30) Relevant alternatives are compared	Not Clear
31) Incremental analysis is reported	Yes
32) Major outcomes are presented in a disaggregated as well as aggregated form	Yes
33) The answer to the study question is given	Yes
34) Conclusions follow from the data reported	Yes
35) Conclusions are accompanied by the appropriate caveats	Yes
<i>Total score as a percentage of the possible score</i>	74.07
<b>Relevance to Modelling Score</b>	
Model structure	No
Transition probabilities/risks etc	No
Resource use	No
Cost data	No
Outcomes/effects	No
Utility values	No
Other	No

*Fox-Rushby et al. (2006) The cost-effectiveness of behaviour change interventions designed to reduce CHD.*

<i>Total score as a percentage of the possible score</i>	0.00
<b>Transferability Score</b>	
1) The target decision maker is stated or can be inferred	No
2) Effectiveness year are recorded	Yes
3) Details of life expectancy are given	Yes
4) Details of compliance are given (Compliance with the intervention)	No
5) Resources year are recorded	No
6) Details of technological availability are given	Not Appropriate
7) Details of analysis to transfer to another jurisdiction are stated	No
8) Conclusions address the generalisability of results	No
<i>Total score as a percentage of the possible score</i>	28.57



**Appendix 8: Glossary**

Term	Definition
Cardiac event	Individuals who have suffered a cardiac event e.g. myocardial infarction etc.
Cost-benefit analysis (CBA)	Type of analysis that measures costs and benefits in pecuniary units and computes a net monetary gain/loss or cost/benefit ratio
Cost-effectiveness analysis (CEA)	Type of analysis that compares costs and outcomes programmes having a common health outcome (e.g. reduction of blood pressure; life-years saved)
Cost-utility analysis (CUA)	Type of analysis that measures costs and outcomes, where the latter is usually expressed in terms of quality-adjusted life-years (QALYs)
Decision tree	A framework for representing alternatives for use in decision analysis
Decision analysis	An explicit quantitative approach for decisions under conditions of uncertainty
Deterministic	No uncertainty in parameters is accounted for
Disability Adjusted Life Years (DALYs)	Combines mortality and productive life lost due to disability.
Discount rate	Rate of discount used to convert future costs and benefits into equivalent present values
Generalisability	The extent to which the results of a study, as they apply to a particular population and/or a specific context hold true for another population and/or in a different context
Health state	A specific combination of levels of health measured on different dimensions
Human capital method	A means of calculating the indirect cost

	of medical illness, based on the remaining lifetime economic value to society of a healthy individual of that age, measured by market earnings
Increased risk	Individuals with one or more characteristics placing them at increased risk of CHD, e.g. increasing age, young relatives with CHD, elevated blood cholesterol, high triglyceride with low HDL, elevated blood pressure, diabetes, smoking, obesity, inactivity, excessive alcohol, excessive stress.
Incremental cost	Difference between the cost of a programme (treatment) and the cost of the comparison programme
Incremental cost-effectiveness ratio	The ratio of the incremental cost of a programme divided by the additional health outcomes (e.g. cost per life-year gained); used in CEA to select among programmes
Indirect cost	The value of patients' (or others') time resulting from illness or treatment (may be estimated by loss of wages and other means)
Internal rate of return	Discount rate applied to future savings or revenue, allowing the present value of savings or revenue to be compared to current implementation costs; allowing net-benefit to be estimated
Markov model	A statistical representation of recurrent events over time that can be incorporated into decision analysis
Markov cycle	The time interval an individual is assumed to remain in a health state before potentially moving to another state

*Fox-Rushby et al. (2006) The cost-effectiveness of behaviour change interventions designed to reduce CHD.*

Population risk	Healthy individuals at minimum risk of developing CHD
Probabilistic	Representation of uncertainty in the accuracy of key variables using probability distributions.
Quality-adjusted life year (QALY)	A common measure of health improvement used in CUA: combines mortality and HRQL gains (outcome of a treatment measured as the number of years of life saved, adjusted for quality)
Regression model	A statistical method of explaining/predicting the variability in a dependent variable using one or more independent variables
Sensitivity analysis	The practice of systematically varying the values/ assumptions employed in an evaluation to determine the implication for the results of that evaluation
Societal perspective	Analytic perspective where benefits and costs to society as a whole examined
State transition models	Collective terms for decision models describe/predict movement between health states over time
Utility scale	A scale, defined by 2 anchor states or outcomes and their scores, on which utilities are measured. Often defined by full health = 1.0 and dead = 0.0
Willingness to pay	The measurement of the value of the outcome of an intervention according to a hypothetical monetary value placed on it by individuals